



2024

**UNAUDITED FINANCIAL STATEMENT BY  
MANAGEMENT OF AD PLASTIK GROUP AND  
THE COMPANY AD PLASTIK D.D. SOLIN**

# AD PLASTIK GROUP AND AD PLASTIK D.D. SOLIN

## REPORTS FOR THE PERIOD JANUARY 1, 2024 - DECEMBER 31, 2024



The financial statements of all companies within the AD Plastik Group have been prepared on the going concern basis.

The most recent annual financial statements are available on the Zagreb Stock Exchange website at the following link:



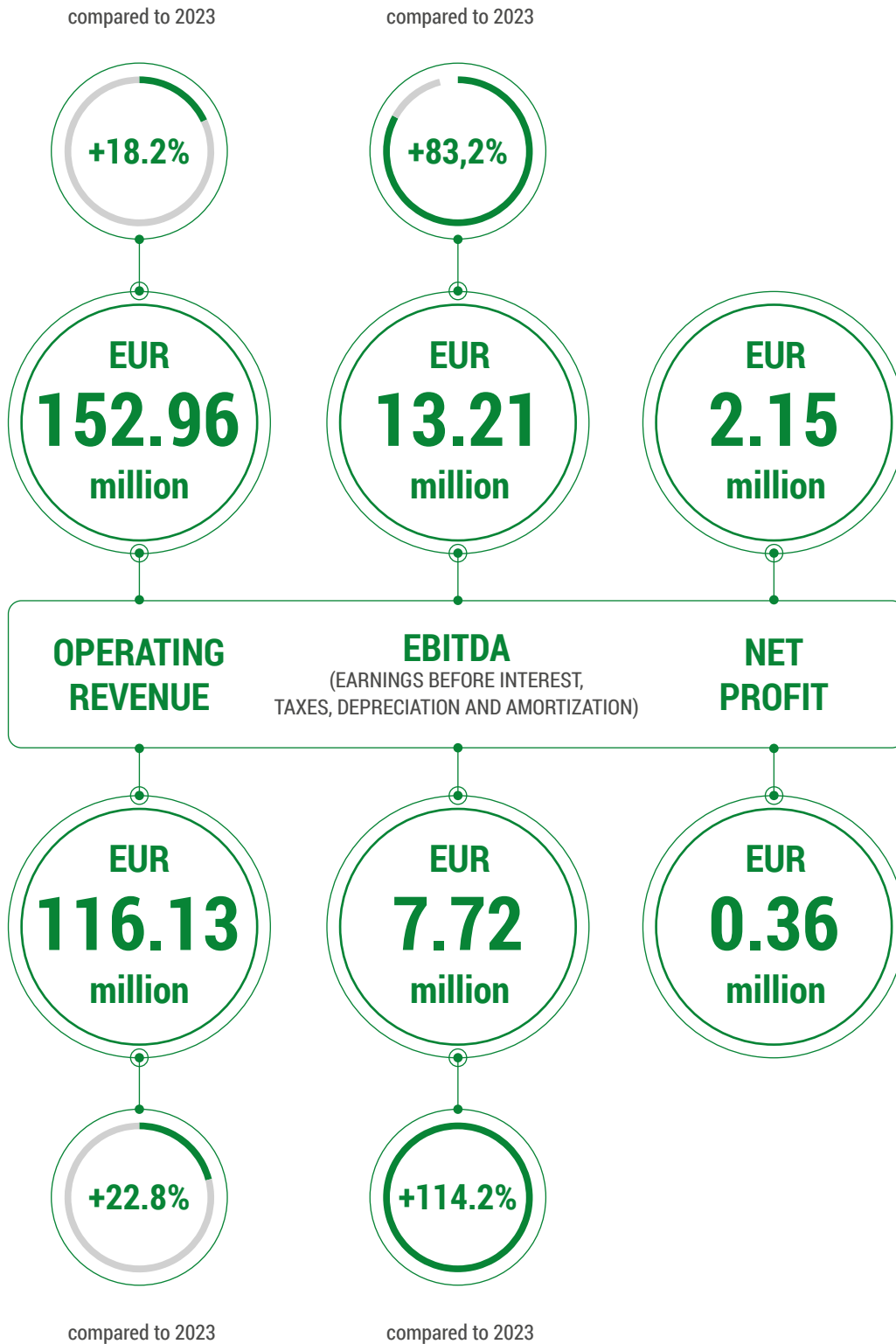
The same accounting policies have been applied in preparing the financial statements for the quarterly reporting period as in the most recent annual financial statements.

Contents .....	2
<b>1 A BRIEF OVERVIEW .....</b>	<b>3</b>
A brief overview in numbers .....	4
Comment by Marinko Došen, President of the Management Board ...	5
<b>2 FINANCIAL RESULTS .....</b>	<b>6</b>
Financial results for 2024 .....	7
Market trends .....	11
Affiliated company EAPS .....	12
ADPL share .....	14
Alternative performance measures .....	16
<b>3 FINANCIAL STATEMENT OF AD PLASTIK GROUP .....</b>	<b>18</b>
Issuer's general data .....	19
Balance sheet .....	20
Statement of profit and loss .....	24
Statement of cash flows (indirect method) .....	28
Statement of changes in equity .....	30
Notes to Financial Statements - QFS .....	34
<b>4 FINANCIAL STATEMENT OF THE COMPANY AD PLASTIK .....</b>	<b>35</b>
Issuer's general data .....	36
Balance sheet .....	37
Statement of profit and loss .....	41
Statement of cash flows (indirect method) .....	45
Statement of changes in equity .....	47
Notes to Financial Statements - QFS .....	51
<b>MANAGEMENT'S STATEMENT OF RESPONSIBILITY .....</b>	<b>52</b>



# **A BRIEF OVERVIEW**

# A BRIEF OVERVIEW IN NUMBERS



AD PLASTIK GROUP

AD PLASTIK D.D.

# COMMENT BY PRESIDENT OF THE MANAGEMENT BOARD

Behind us is a year of stable growth, strategic advancements, and adaptations in a dynamic business environment. Despite macroeconomic challenges and uncertainties in the global automotive market, AD Plastik Group has achieved strong business results.

The Group's total revenue reached EUR 152.96 million, representing an 18.2 percent increase, while EBITDA grew by 83.2 percent to EUR 13.21 million. These results confirm the success of our strategy focused on growth and business optimization.

We are particularly pleased by the fact that our key market breakthroughs are already visible. During the reporting period, new deals worth EUR 54.8 million were sealed, and the beginning of 2025 was marked by the signing of a significant contract worth EUR 126.8 million with a new customer in the European market.

The automotive industry is undergoing a period of major change. Expectations of a sharp increase in electric vehicle sales have proven to be overly optimistic, while a significant decline in demand in key European markets clearly indicates a shift in purchasing habits. Hybrid models are taking the lead as the industry adapts to new market circumstances and regulatory requirements.

This dynamic environment brings both challenges and opportunities. AD Plastik Group recognizes market trends in a timely manner and invests in projects that ensure long-term value. We are focused on strengthening operational efficiency, optimizing costs, and making more effective use of production capacities, as well as restructuring and reducing debt. These efforts will provide us with even greater flexibility in future business operations.

One thing is certain – the European automotive industry is entering a period of adaptation, where innovations, market demands, and new business models will shape its future. AD Plastik Group is stepping into 2025 prepared for further growth, strengthening its competitive position, and creating sustainable value for all stakeholders. Our strong focus on technological development and business process optimization enables us to adapt quickly to an increasingly demanding market environment. Understanding trends and maintaining flexibility in responding to changes are key to long-term stability and business sustainability.

In times of dynamic change, our focus remains on delivering quality and reliable solutions that meet the high standards of our customers and market demands. We continue to build our position as a reliable partner, ready for the challenges and opportunities that the future holds.



A handwritten signature in green ink, which appears to read 'Marinko Došen'. The signature is fluid and cursive, with a long horizontal stroke at the end.

Marinko Došen  
President of the Management Board






# **FINANCIAL RESULTS**

# FINANCIAL RESULTS FOR 2024

AD Plastik Group is comprised of the following companies during the reporting period:

- AD Plastik d.d., Croatia
- AD Plastik Tisza Kft., Hungary
- ADP d.o.o., Serbia
- AD Plastik d.o.o., Slovenia
- AO AD Plastik Togliatti, Russia
- ZAO AD Plastik Kaluga, Russia

(hereinafter: AD Plastik Group)



The observed business year brought a continuation of the positive growth and stabilization trend, visible through the presented interim reports throughout the year, confirming the resilience and strategic direction of the AD Plastik Group. The achieved results clearly indicate further strengthening of market position and the creation of a foundation for sustainable growth in the future.

The Group's revenue in 2024 amounted to EUR 152.96 million, representing an 18.2 percent increase compared to the previous year. The parent company's revenue grew by 22.8 percent, reaching EUR 116.13 million. New projects are a key driver of revenue growth and will contribute to strengthening business results in 2025 and the upcoming periods as contracted volumes are realized, along with further improvements in capacity utilization and profitability.

The Group's EBITDA amounted to EUR 13.21 million, representing an 83.2 percent increase compared to the previous year. At the same time, the parent company's EBITDA grew by 114.2 percent, reaching EUR 7.72 million. The sales of tools made for projects that entered serial production during the reporting period had a significant impact on the EBITDA growth.

The Group's net profit amounted to EUR 2.15 million, marking significant progress compared to the previous year when a net loss was recorded. The parent company's net profit amounted to EUR 0.36 million, primarily due to the impairment of the investment in the subsidiary ADP d.o.o. in Mladenovac. Otherwise, the parent company's net profit would have been EUR 2.64 million.

The replacement of old vehicle models with new ones in the serial production of the Romanian factory affected the results of the affiliated company, which achieved a net profit of EUR 6.50 million in the reporting year, thus contributing more

modestly to the Group's results compared to the previous year. The results of the parent company were also affected by the decision to pay a lower dividend amount. However, with the full-year production of new models in 2025, a positive impact is expected on capacity utilization and the financial effect of the Romanian company, as well as on the results of the parent company and AD Plastik Group.

The increased level of indebtedness due to financing project activities and investments, along with a higher average borrowing cost, affected the growth of interest expenses in 2024. However, strong deleveraging in the last quarter, along with a decline in reference interest rates and the continued trend of debt reduction, will enable lower financing costs in 2025.

Project and industrialization activities were extremely important during the observed period and had a significant impact on capacities, internal resources, and costs. With regard to the projects that will start their serial production in 2025, and whose full contribution to business results will only be realized, operational and financial efficiency will be significantly improved in the coming period.

Sales activities remain highly dynamic and strongly focused on the European market, with a steady inflow of new contracts. During the reporting period, new deals worth EUR 54.8 million were sealed, and a large number of potentially new contracts and projects are in preparation for 2025.

The Group's achieved results confirm the successful direction of the business and open up opportunities for further improvement in profitability. Investments in capacity development and optimization continue, while simultaneously strengthening financial stability and operational efficiency. Despite existing market challenges, with a strong adaptation strategy in place, the company remains on track for sustainable and long-term growth.

## KEY PERFORMANCE INDICATORS

Indicators (in EUR 000)	AD Plastik Group			AD Plastik d.d.		
	2023	2024	Index	2023	2024	Index
Operating revenue	129,458	152,959	118.2	94,598	116,126	122.8
Sales revenue	123,832	148,062	119.6	89,388	111,242	124.4
Operating expenses	132,519	150,518	113.6	98,286	116,694	118.7
EBITDA*	7,211	13,209	183.2	3,605	7,721	214.2
Net profit	-1,271	2,150	-	1,040	359	34.5
NFD*	45,882	40,345	87.9	43,928	37,598	85.6
NFD/EBITDA*	6.36	3.05	48.0	12.19	4.87	40.0
EBITDA margin*	5.57%	8.64%	307 bps	3.81%	6.65%	284 bps
Net profit margin*	-0.98%	1.41%	239 bps	1.10%	0.31%	-79 bps
ROE*	-1.26%	2.17%	343 bps	1.15%	0.39%	-75 bps
Capex*	8,859	12,911	145.7	7,350	11,358	154.5

\* In addition to the measures defined by International Financial Reporting Standards (IFRS), AD Plastik Group also uses alternative performance measures in its reports. An overview and definition of the measures used in this document are provided in Addendum 1.

## OPERATING EXPENSES

Operating expenses (in EUR 000)	AD Plastik Group			AD Plastik d.d.		
	2023	2024	Index	2023	2024	Index
<b>OPERATING EXPENSES</b>	<b>132,519</b>	<b>150,518</b>	<b>113.6</b>	<b>98,286</b>	<b>116,694</b>	<b>118.7</b>
Changes in the value of work in process and finished products	227	-445	-196.2	85	-41	-48.0
Material costs	83,414	99,008	118.7	65,566	81,978	125.0
Staff costs	29,085	31,045	106.7	20,081	21,200	105.6
Amortization	10,273	10,768	104.8	7,293	8,289	113.6
Other costs	5,127	6,358	124.0	4,244	4,511	106.3
Provisions	226	171	75.7	172	141	81.9
Other operating expenses	4,168	3,612	86.7	846	615	72.8




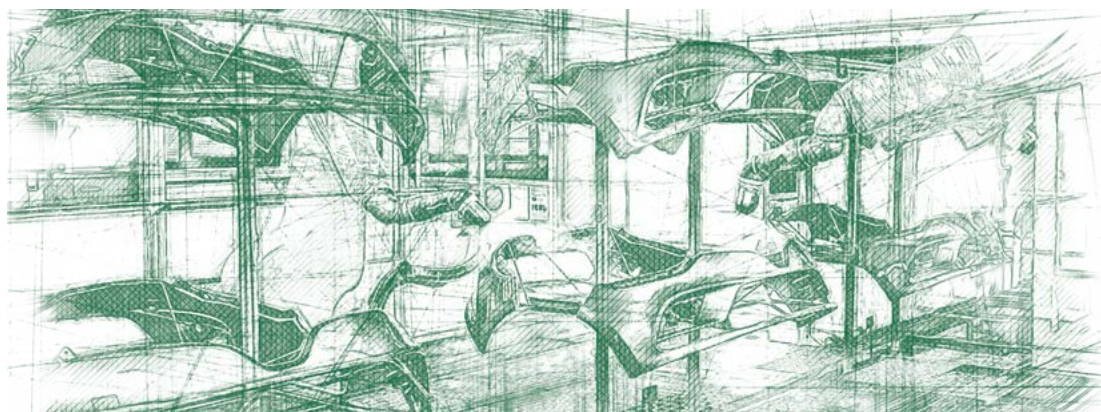
## NET FINANCIAL RESULT

The pronounced weakening of the rouble throughout the year, along with its volatility and the weakening of the forint, resulted in significant exchange rate differences at the Group level, although these were lower than in the previous year. During the reporting period, interest expenses also increased significantly, primarily due to the rise in the average

interest rate on debt, as well as the level of financial debt throughout the year. A lower dividend from the affiliated company in Romania, increased interest expenses, and the impairment of the investment in the company ADP d.o.o. in Mladenovac had a significant impact on the financial results of the parent company.

Net financial result (in EUR 000)	AD Plastik Group			AD Plastik d.d.		
	2023	2024	Index	2023	2024	Index
<b>FINANCIAL REVENUE</b>	<b>199</b>	<b>271</b>	<b>136.0</b>	<b>5,337</b>	<b>4,125</b>	<b>77.3</b>
Interest income	199	271	136.0	377	595	157.8
Dividends	-	-	-	4,960	3,470	70.0
Other revenue	-	-	-	-	60	-
<b>FINANCIAL EXPENSES</b>	<b>2,349</b>	<b>2,783</b>	<b>118.5</b>	<b>836</b>	<b>3,608</b>	<b>431.4</b>
Negative exchange rate differences	1,451	1,189	81.9	20	3	14.6
Interest expenses	898	1,595	177.5	652	1,320	202.6
Impairment of investment	-	-	-	-	2,284	-
Other	-	-	-	164	-	-
<b>FINANCIAL RESULT</b>	<b>-2,150</b>	<b>-2,513</b>	<b>-</b>	<b>4,501</b>	<b>517</b>	<b>11.5</b>





## FINANCIAL POSITION

Abbreviated balance sheet (in 000 EUR)	AD Plastik Group			AD Plastik d.d.		
	31 Dec 2023	31 Dec 2024	Index	31 Dec 2023	31 Dec 2024	Index
<b>ASSETS</b>	<b>189,136</b>	<b>181,430</b>	<b>95.93</b>	<b>163,908</b>	<b>157,951</b>	<b>96.37</b>
Noncurrent assets	124,117	124,451	100.27	116,902	115,635	98.92
Current assets	63,956	55,919	87.43	46,159	41,516	89.94
Prepaid expenses and accrued income	1,062	1,060	99.82	846	801	94.59
<b>LIABILITIES</b>	<b>90,673</b>	<b>81,821</b>	<b>90.24</b>	<b>72,793</b>	<b>66,446</b>	<b>91.28</b>
Noncurrent liabilities	33,500	20,366	60.79	30,048	17,876	59.49
Current liabilities	54,553	60,694	111.26	41,902	47,966	114.47
Accrued expenses and deferred revenue	2,620	761	29.04	843	604	71.61
<b>CAPITAL</b>	<b>98,463</b>	<b>99,609</b>	<b>101.16</b>	<b>91,115</b>	<b>91,506</b>	<b>100.43</b>

Although investments during the reporting period were significant, primarily related to new deals, the collection of payments for new projects tools and a positive operating cash flow enabled substantial deleveraging.

Activities aimed at optimizing repayment plans and reducing the pressure of short-term financial liabilities, initiated during 2024, were completed at the beginning of 2025. As a result, the balance sheet as of December 31, 2024, shows an unfavorable ratio of short-term to long-term financial debt. However, through agreements made with creditors, the repayment of EUR 9.39 million has been spread over the coming years, although these amounts were initially due to be settled in 2025. This ensures a balanced loan repayment schedule and improves the company's financial position.

The Group's net financial debt amounted to EUR 40.35 million, representing a decrease of EUR 5.54 million compared to the end of 2023. At the same time, the parent company's net financial debt was reduced by EUR 6.33 million, reaching EUR 37.60 million.

The NFD/EBITDA ratios for both the Group and the parent company have also significantly improved. At the Group level, this ratio now stands at 3.05, while at the parent company level, it amounts to 4.87. Further improvements are expected through continued deleveraging and profitability growth.

The Group's debt ratio decreased from 0.48 to 0.45 as of December 31, 2024, while in the parent company, it declined from 0.44 to 0.42.

# MARKET TRENDS

The Group's revenue from the EU and Serbian markets in 2024 reached EUR 131,06 million, representing a 14.6 percent increase compared to the previous year. This growth is primarily driven by the implementation of new projects and the collection of a portion of tooling payments, strengthening production activities and stabilizing revenue flows. The share of these markets accounts for 85.7 percent of the Group's total revenue.

On the other hand, revenue from the Russian market amounted to EUR 21.90 million, representing 14.3 percent of the Group's total revenue. Although operations in this segment remain separate, it is important to emphasize that the Russian subsidiaries continue to be self-sustaining and financially independent from the parent company.

The reporting year was full of ups and downs for the European automotive market. Despite macroeconomic challenges and regulatory changes, the market recorded modest growth of 0.8 percent, reaching a total of 10.6 million newly registered vehicles. However, this slight increase was not uniform. Spain led with a growth of 7.1 percent, while France (-3.2 percent), Germany (-1 percent), and Italy (-0.5 percent) experienced declines, reflecting economic uncertainties and shifts in consumer preferences.

August thus brought the biggest drop in sales in the last three years, with 18.3 percent fewer vehicles registered compared to the same month in 2023. This was mainly due to reduced demand in the main European markets of Germany, France and Italy, which were also the main victims of this trend. Germany and France, as the largest markets for electric vehicles, recorded a significant drop in sales during the year.

August was particularly alarming, when EV sales in Germany fell by as much as 68.8 percent, while a drop of 33.1 percent was recorded in France. At the same time, Spain also surprised positively during that month with a growth of 6.3 percent.

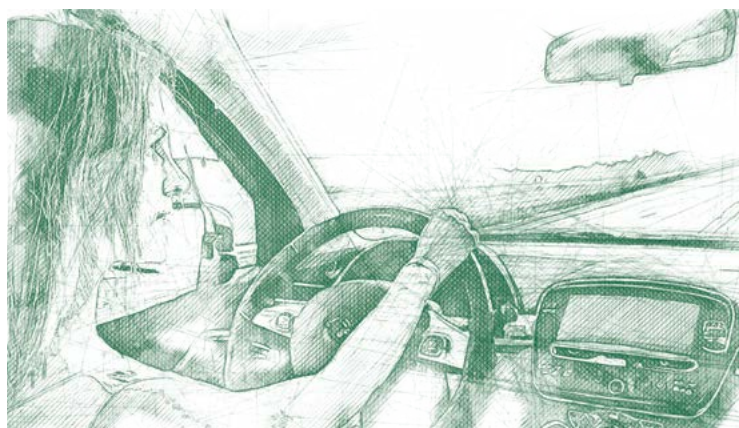
In the shadow of increasing regulatory pressures and high production costs, electric vehicles took a serious hit. Overall, EV sales in 2024 dropped by 5.9 percent, reducing their market share to just 13.6 percent. This trend highlights growing consumer uncertainty, driven by the removal of subsidies, high production costs, and the slow expansion of charging infrastructure.

At the same time, hybrid vehicles are becoming the new market favorite. Their sales increased by 20.9 percent, reaching a 30.9 percent market share. This puts them in close competition with gasoline-powered vehicles, which hold 33.3 percent of the market and there are real prospects of overtaking them soon. Consumers are increasingly choosing hybrid models as they offer an ideal balance between traditional and electric drives, providing greater flexibility and lower emissions.

Despite the turbulence, the Volkswagen Group continues to firmly hold the leading position with a 26.7 percent market share, showing a slight increase in sales of 3.2 percent. Stellantis, the second-largest manufacturer in Europe, faced a sales decline of 7.2 percent, causing its market share to drop to 16.4 percent. The Renault Group recorded a modest sales increase of 1.3 percent, slightly raising its market share in the EU to 11 percent.

In the long term, the European automotive industry is undergoing a new phase of transformation. Regulatory requirements, environmental awareness, and technological innovations are shaping consumer preferences, but the market continues to face familiar challenges—ranging from energy costs to infrastructure availability.


Consumers are more cautious than ever, but their interest in environmentally friendly vehicles remains strong. It is expected that 2025 will bring growth in electric vehicle sales, driven by a broader range of more affordable models, market adjustments to new environmental standards, and increased competition with the entry of new manufacturers into the European market.





# AFFILIATED COMPANY EAPS

## AD PLASTIK GROUP WITH THE CONSOLIDATION OF THE CORRESPONDING OWNERSHIP PART IN THE AFFILIATED COMPANY



In order to present a clearer picture of the business, a comparable, shortened, consolidated profit and loss account of AD Plastik Group for 2023 and 2024 has been created, with the profit and loss account of the affiliated company Euro Auto Plastic Systems s.r.l. Mioveni, Romania, in which AD Plastik d.d. holds a 50 percent ownership stake.

Positions (in EUR 000)	2023	2024	Index
<b>OPERATING REVENUE</b>	<b>177,885</b>	<b>215,177</b>	<b>121.0</b>
<b>OPERATING EXPENSES</b>	<b>175,817</b>	<b>208,520</b>	<b>118.6</b>
Material costs	101,969	131,346	128.8
Staff costs	39,091	40,579	103.8
Amortization	11,173	12,540	112.2
Other costs	23,584	24,055	102.0
<b>FINANCIAL REVENUE</b>	<b>237</b>	<b>271</b>	<b>114.0</b>
<b>FINANCIAL EXPENSES</b>	<b>2,335</b>	<b>3,141</b>	<b>134.5</b>
<b>TOTAL REVENUE</b>	<b>178,122</b>	<b>215,447</b>	<b>121.0</b>
<b>TOTAL EXPENSES</b>	<b>178,152</b>	<b>211,661</b>	<b>118.8</b>
Profit before taxation	-30	3,786	-
Profit tax	1,244	1,636	131.6
<b>PROFIT OF THE PERIOD</b>	<b>-1,273</b>	<b>2,150</b>	<b>-</b>
<b>EBITDA</b>	<b>13,241</b>	<b>19,197</b>	<b>145.0</b>

The operating revenue of AD Plastik Group with the consolidated corresponding ownership part in the affiliated company amounted to EUR 215.18 million, representing an increase of 21.0 percent compared to the previous period. EBITDA amounted to EUR 19,20 million. ►

# AFFILIATED COMPANY EAPS

## ► ABBREVIATED P/L AND THE BALANCE SHEET OF THE AFFILIATED COMPANY EAPS



EAPS results have been included in the results of AD Plastik Group by the equity method. The operating revenue of this company increased by 29.4 percent and amounted to EUR 129.63 million. However, due to the previously mentioned transition to the production of new vehicle models and associated costs, net profit decreased compared to the same period, amounting to EUR 6.50 million. It is expected that the full annual production of the new model, along with high capacity utilization, will have a significant positive impact on the profitability of this company in the coming years.

During the reporting period, EAPS investments amounted to EUR 4.30 million, primarily directed towards the acceptance of new projects and the renewal of the machinery, a process that began in 2023.

The majority of EAPS's revenue comes from the Romanian market, while smaller portions are delivered to markets in Morocco, Brazil, Colombia, Argentina, and Turkey.

Positions (in EUR 000)	2023	2024	Index
Operating revenue	100,190	129,632	129.4
Operating expenses	-89,928	-121,201	134.8
Net financial result	105	-715	-681.4
Profit before taxation	10,367	7,716	74.4
Profit tax	-1,649	-1,220	74.0
Profit of the period	8,718	6,496	74.5

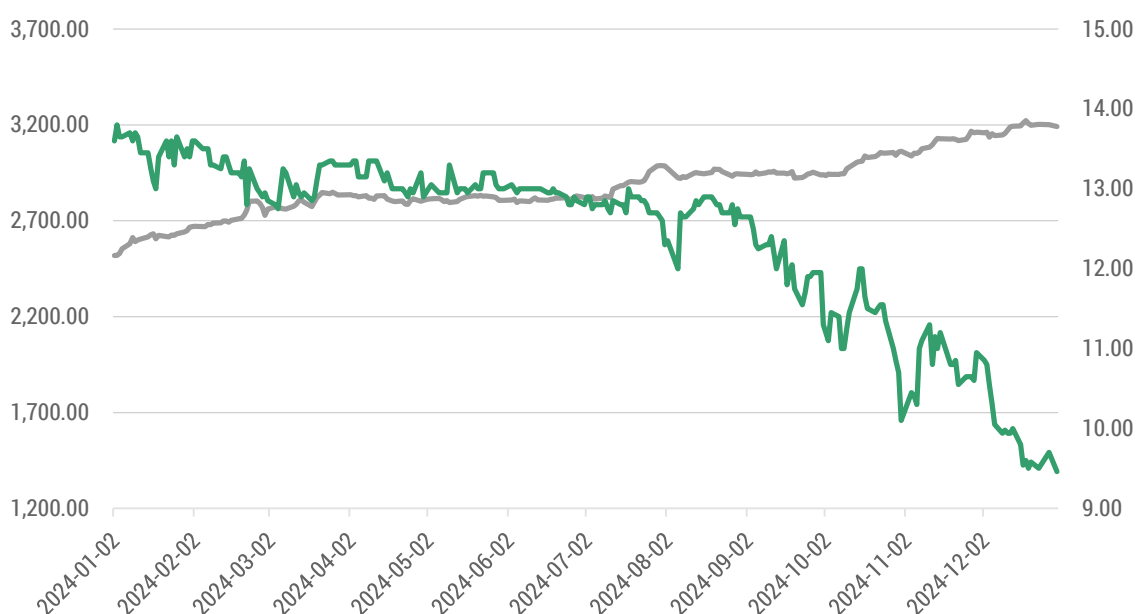
100% realization shown

Positions (in EUR 000)	2023	2024	Index
Noncurrent assets	19,478	23,809	122.2
Current assets	38,767	59,973	154.7
<b>TOTAL ASSETS</b>	<b>58,245</b>	<b>83,782</b>	<b>143.8</b>
Capital + provisions	21,015	20,580	97.9
Noncurrent liabilities and provisions	1,271	4,074	320.5
Current liabilities	35,959	59,128	164.4
<b>TOTAL LIABILITIES</b>	<b>58,245</b>	<b>83,782</b>	<b>143.8</b>

# ADPL SHARE

## ADPL SHARE PRICE AND CROBEX INDEX BEHAVIOR

**- 31.0% ADPL + 25.9% CROBEX**



ADPL	31 Dec 2023	31 Dec 2024	Index
Final price (EUR)	13.7	9.5	69.1
Average price (EUR)	14.2	12.4	87.1
The highest price (EUR)	17.2	13.9	80.8
The lowest price (EUR)	10.5	9.4	89.5
Volume	346,352	410,813	118.6
Turnover (EUR)	4,927,042	5,088,190	103.3
Market capitalization (EUR)*	57,534,301	39,728,065	69.1
EPS (EUR)*	-0.3	0.5	-

\* In addition to the measures defined by International Financial Reporting Standards (IFRS), AD Plastik Group also uses alternative performance measures in its reports. An overview and definition of the measures used in this document are provided in Addendum 1.





# ADPL SHARE

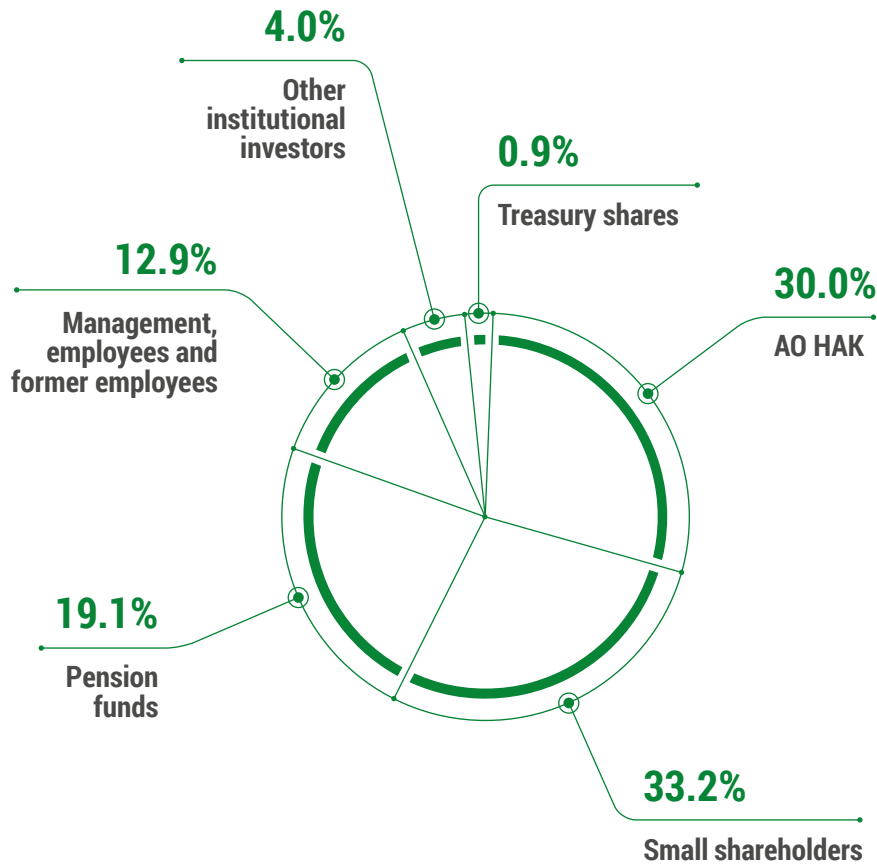
► The reporting period was marked by strong growth in global capital markets, despite geopolitical instabilities and risks. For instance, the S&P 500 saw an increase of 23.3 percent, while the Dow Jones Industrial Average rose by 12.9 percent, confirming a positive investment sentiment.

However, the movements of indices related to the automotive industry were significantly more modest, even negative, which was reflected in a sharp decline in the share prices of peer companies. Weaker-than-expected sales of new vehicles, along with uncertainties surrounding European electrification plans, were key factors putting additional pressure on share performances in this sector.

The trend of decreasing interest rates by central banks, which characterized the previous year and is expected to continue in the current year, certainly has a significant impact on market flows and investment decisions.

The value of ADPL share on December 31, 2024, amounted to EUR 9.5, reflecting a 31 percent decrease compared to the end of 2023. At the same time, the Crobex index grew by 25.9 percent during the same period, further confirming the divergence between the broader market and the specific challenges faced by the automotive sector.

## OWNERSHIP STRUCTURE AS OF DECEMBER 31, 2024



# ALTERNATIVE PERFORMANCE MEASURES

In addition to the financial performance measures defined by International Financial Reporting Standards (IFRS), AD Plastik Group also uses certain alternative performance measures in its reports, considering them useful for business performance analysis for investors. Alternative performance measures show comparative periods so that the company's results can be compared over different periods.



## EBITDA AND EBITDA MARGIN

EBITDA (Earnings before Interest, Taxes, Depreciation and Amortization) represents the operating profit (operating revenue minus operating expenses) increased by amortization of tangible and intangible assets. The company also presents an EBITDA margin that represents a percentage of EBITDA relative to operating revenue.

## NET PROFIT MARGIN

It is calculated by the ratio of realized net profit and operating revenue. The company uses this measure to track its profitability relative to operating revenue.

## NET DEBT AND NET DEBT IN RELATION TO EBITDA

Net debt represents the sum of short-term and long-term liabilities to banks and short-term and long-term loans to non-banking companies, minus cash and cash equivalents. AD Plastik Group uses the ratio of net debt to EBITDA as an indicator of financial stability and the

company's ability to repay its financial obligations. When calculating the indicators on a quarterly basis, the EBITDA realized in the last four quarters is taken into account.

AD Plastik Group (in EUR 000)	31 Dec 2023	31 Dec 2024
Non-bank loans	3,127	2,282
Noncurrent liabilities to banks	30,367	17,850
Current liabilities to banks	16,431	24,475
Cash	-4,042	-4,262
<b>Net financial debt</b>	<b>45,882</b>	<b>40,345</b>

AD Plastik d.d. (in EUR 000)	31 Dec 2023	31 Dec 2024
Non-bank loans	2,508	1,904
Noncurrent liabilities to banks	27,899	16,178
Current liabilities to banks	14,546	22,562
Cash	-1,025	-3,046
<b>Net financial debt</b>	<b>43,928</b>	<b>37,598</b>



# ALTERNATIVE PERFORMANCE MEASURES

## ▶ ROE

This measure is used to monitor the realized return on equity. It is calculated on an annual and quarterly basis. When calculating the indicators on an annual basis, the ratio is the net profit of the current period and the average value of equity (the average value of equity at the end of the reporting period and equity at the beginning of the reporting period). At the quarterly level, it is calculated by the ratio of net profit for the last four quarters and the average value of equity (average value of equity at the end of the reporting period and equity at the end of the same period of the previous year).

## CAPEX

Capital investments are indirect cash flow position and they are related to payments for tangible and intangible assets. This measure is used as an indicator of the use of funds to achieve future economic flows and ensure the distribution of funds in accordance with the Group's strategy.

## INDEBTEDNESS RATIO

The indebtedness ratio is the ratio of total liabilities to total assets. This measure is used to monitor the company's financial risk in terms of growth of liabilities in relation to assets.

## MARKET CAPITALIZATION

Market capitalization is the total market value of the company, and it is calculated as the product of the total number of shares and the last share price on the day of the reporting period.

	31 Dec 2023	31 Dec 2024
Last price in the period (EUR)	13.7	9.5
Number of shares (000)	4,200	4,200
<b>Market capitalization (in EUR 000)</b>	<b>57,534</b>	<b>39,728</b>

## EPS and P/E

These measures are used so that investors can analyze the value of the share. Earnings per share (EPS) are calculated by dividing net profit by the weighted average number of shares. The quarterly calculation uses the net profit realized in the last four quarters.

	31 Dec 2023	31 Dec 2024
Net profit/loss of the period (in EUR 000)	-1,271	2,150
Average weighted number of shares (000)	4,159	4,161
<b>EPS (EUR)</b>	<b>-0.31</b>	<b>0.53</b>

P/E is the ratio of price to earnings per share (EPS). The price represents the share price on the last day of the reporting period, and in the quarterly calculation, net profit represents the realized profit in the last four quarters.



# **FINANCIAL STATEMENT OF AD PLASTIK GROUP**

# ISSUER'S GENERAL DATA

## ANNEX 1

Reporting period:	01. 01. 2024	to	31. 12. 2024
Year:	2024	Quarter:	4

### QUARTERLY FINANCIAL STATEMENTS

Registration number (MB):	03440494	Issuer's home Member State code:	HR
Entity's registration number (MBS):	060007090		
Personal identification number (OIB):	48351740621	LEI:	549300NFX18SRZHNT751
Institution code:	382		
Name of the issuer:	AD PLASTIK d.d.		
Postcode and town:	21210	Solin	
Street and house number:	Matoševa 8		
E-mail address:	informacije@adplastik.hr		
Web address:	www.adplastik.hr		
Number of employees (end of the reporting period):	1802		
Consolidated report:	KD	(KN-not consolidated/KD-consolidated)	
Audited:	RN	(RN-not audited/RD-audited)	

Names of subsidiaries (according to IFRS):	Registered office:	MB
AD PLASTIK d.d.	Solin, Croatia	03440494
AO AD PLASTIK TOGLIATTI	Samara, Russian Federation	1036300221935
ZAO AD PLASTIK KALUGA	Kaluga, Russian Federation	1074710000320
AD PLASTIK TISZA Kft.	Tiszaújváros, Hungary	12800821-2932-133-05
ADP d.o.o.	Mladenovac, Serbia	20787538
AD PLASTIK d.o.o.	Novo Mesto, Slovenia	1214985000
Bookkeeping firm:	NO	(Yes/No)
Contact person:	Jurun Krešimir	(only name and surname of the contact person)
Telephone:	021/206-663	
E-mail address:	kresimir.jurun@adplastik.hr	
Audit firm:		(name of the audit firm)
Certified auditor:		(name and surname)

# BALANCE SHEET

balance as at 31.12.2024, submitter: AD Plastik Group (in EUR)

ITEM 1	ADP CODE 2	LAST DAY OF THE PRECEDING BUSI- NESS YEAR 3	AT THE REPORTING DATE OF THE CU- RRENT PERIOD 4
<b>ASSETS</b>			
<b>A RECEIVABLES FOR SUBSCRIBED CAPITAL UNPAID</b>	<b>001</b>	<b>0</b>	<b>0</b>
<b>B FIXED ASSETS (ADP 003+010+020+031+036)</b>	<b>002</b>	<b>124,117,227</b>	<b>124,450,570</b>
<b>I. INTANGIBLE ASSETS (ADP 004 to 009)</b>	<b>003</b>	<b>11,962,756</b>	<b>11,861,166</b>
1 Research and development	004	3,318,626	6,047,525
2 Concessions, patents, licences, trademarks, software and other rights	005	243,784	183,986
3 <i>Goodwill</i>	006	2,390,912	2,390,912
4 Advances for the purchase of intangible assets	007	0	0
5 Intangible assets in preparation	008	5,743,494	3,151,263
6 Other intangible assets	009	265,940	87,480
<b>II TANGIBLE ASSETS (ADP 011 to 019)</b>	<b>010</b>	<b>97,247,073</b>	<b>97,794,191</b>
1 Land	011	18,275,491	18,243,681
2 Buildings	012	34,959,231	33,900,103
3 Plant and equipment	013	26,952,464	28,620,658
4 Tools, working inventory and transportation assets	014	4,616,302	5,743,602
5 Biological assets	015	0	0
6 Advances for the purchase of tangible assets	016	247,018	19,879
7 Tangible assets in preparation	017	6,369,785	5,502,631
8 Other tangible assets	018	2,570,331	2,546,449
9 Investment property	019	3,256,451	3,217,188
<b>III FIXED FINANCIAL ASSETS (ADP 021 to 030)</b>	<b>020</b>	<b>11,871,996</b>	<b>11,649,365</b>
1 Investments in holdings (shares) of undertakings within the group	021	0	0
2 Investments in other securities of undertakings within the group	022	0	0
3 Loans, deposits, etc. to undertakings within the group	023	0	0
4. Investments in holdings (shares) of companies linked by virtue of participating interests	024	11,871,996	11,649,365
5 Investment in other securities of companies linked by virtue of participating interests	025	0	0
6 Loans, deposits etc. to companies linked by virtue of participating interests	026	0	0
7 Investments in securities	027	0	0
8 Loans, deposits, etc. given	028	0	0
9 Other investments accounted for using the equity method	029	0	0
10 Other fixed financial assets	030	0	0
<b>IV RECEIVABLES (ADP 032 to 035)</b>	<b>031</b>	<b>0</b>	<b>0</b>
1 Receivables from undertakings within the group	032	0	0
2 Receivables from companies linked by virtue of participating interests	033	0	0
3 Customer receivables	034	0	0
4 Other receivables	035	0	0
<b>V DEFERRED TAX ASSETS</b>	<b>036</b>	<b>3,035,402</b>	<b>3,145,848</b>





# BALANCE SHEET

balance as at 31.12.2024, submitter: AD Plastik Group (in EUR)

	ITEM 1	ADP CODE 2	LAST DAY OF THE PRECEDING BUSI- NESS YEAR 3	AT THE REPORTING DATE OF THE CU- RRENT PERIOD 4
<b>C</b>	<b>CURRENT ASSETS</b> (ADP 038+046+053+063)	<b>037</b>	<b>63,956,366</b>	<b>55,918,788</b>
	<b>I INVENTORIES</b> (ADP 039 to 045)	<b>038</b>	<b>32,288,256</b>	<b>23,460,619</b>
	1 Raw materials and consumables	039	9,990,039	11,361,760
	2 Work in progress	040	1,835,504	1,813,660
	3 Finished goods	041	3,203,063	3,432,235
	4 Merchandise	042	12,185,378	5,526,093
	5 Advances for inventories	043	5,074,272	1,326,871
	6 Fixed assets held for sale	044	0	0
	7 Biological assets	045	0	0
	<b>II RECEIVABLES</b> (ADP 047 to 052)	<b>046</b>	<b>27,625,652</b>	<b>28,195,062</b>
	1 Receivables from undertakings within the group	047	0	0
	2 Receivables from companies linked by virtue of participating interests	048	1,123,466	4,744,454
	3 Customer receivables	049	20,410,598	20,400,692
	4 Receivables from employees and members of the undertaking	050	109,578	26,049
	5 Receivables from government and other institutions	051	4,811,458	2,640,969
	6 Other receivables	052	1,170,552	382,898
	<b>III CURRENT FINANCIAL ASSETS</b> (ADP 054 to 062)	<b>053</b>	<b>0</b>	<b>1,054</b>
	1 Investments in holdings (shares) of undertakings within the group	054	0	0
	2 Investments in other securities of undertakings within the group	055	0	0
	3 Loans, deposits, etc. to undertakings within the group	056	0	0
	4 Investments in holdings (shares) of companies linked by virtue of participating interests	057	0	0
	5 Investment in other securities of companies linked by virtue of participating interests	058	0	0
	6 Loans, deposits etc. to companies linked by virtue of participating interests	059	0	0
	7 Investments in securities	060	0	0
	8 Loans, deposits, etc. given	061	0	1,054
	9 Other financial assets	062	0	0
	<b>IV CASH AT BANK AND IN HAND</b>	<b>063</b>	<b>4,042,458</b>	<b>4,262,053</b>
<b>D</b>	<b>PREPAID EXPENSES AND ACCRUED INCOME</b>	<b>064</b>	<b>1,062,268</b>	<b>1,060,349</b>
<b>E</b>	<b>TOTAL ASSETS</b> (ADP 001+002+037+064)	<b>065</b>	<b>189,135,861</b>	<b>181,429,707</b>
<b>F</b>	<b>OFF-BALANCE SHEET ITEMS</b>	<b>066</b>	<b>8,332,098</b>	<b>9,222,292</b>



# BALANCE SHEET

balance as at 31.12.2024, submitter: AD Plastik Group (in EUR)

ITEM 1	ADP CODE 2	LAST DAY OF THE PRECEDING BUSI- NESS YEAR 3	AT THE REPORTING DATE OF THE CU- RRENT PERIOD 4
<b>LIABILITIES</b>			
<b>A CAPITAL AND RESERVES</b> (ADP 068 to 070+076+077+083+086+089)	<b>067</b>	<b>98,463,360</b>	<b>99,608,537</b>
I INITIAL (SUBSCRIBED) CAPITAL	068	54,594,592	54,594,592
II CAPITAL RESERVES	069	25,938,305	25,893,236
<b>III RESERVES FROM PROFIT</b> (ADP 071+072-073+074+075)	<b>070</b>	<b>9,684,939</b>	<b>10,089,571</b>
1 Legal reserves	071	885,798	885,798
2 Reserves for treasury shares	072	2,772,641	871,127
3 Treasury shares and holdings (deductible item)	073	-871,127	-793,595
4 Statutory reserves	074	16,639	16,639
5 Other reserves	075	6,880,988	9,109,602
IV REVALUATION RESERVES	076	-3,796,100	-4,060,866
<b>V FAIR VALUE RESERVES AND OTHER</b> (ADP 078 to 082)	<b>077</b>	<b>-6,626,452</b>	<b>-7,043,551</b>
1 Financial assets at fair value through other comprehensive income (i.e. available for sale)	078	0	0
2 Cash flow hedge - effective portion	079	0	0
3 Hedge of a net investment in a foreign operation - effective portion	080	0	0
4 Other fair value reserves	081	0	0
5 Exchange differences arising from the translation of foreign operations (consolidation)	082	-6,626,452	-7,043,551
<b>VI RETAINED PROFIT OR LOSS BROUGHT FORWARD</b> (ADP 084-085)	<b>083</b>	<b>19,939,404</b>	<b>17,985,811</b>
1 Retained profit	084	19,939,404	17,985,811
2 Loss brought forward	085	0	0
<b>VII PROFIT OR LOSS FOR THE BUSINESS YEAR</b> (ADP 087-088)	<b>086</b>	<b>-1,271,328</b>	<b>2,149,744</b>
1 Profit for the business year	087	0	2,149,744
2 Loss for the business year	088	1,271,328	0
VIII MINORITY (NON-CONTROLLING) INTEREST	089	0	0
<b>B PROVISIONS</b> (ADP 091 to 096)	<b>090</b>	<b>460,819</b>	<b>465,618</b>
1 Provisions for pensions, termination benefits and similar obligations	091	316,408	307,054
2 Provisions for tax liabilities	092	0	0
3 Provisions for ongoing legal cases	093	0	0
4 Provisions for renewal of natural resources	094	0	0
5 Provisions for warranty obligations	095	0	0
6 Other provisions	096	144,411	158,564



# BALANCE SHEET

balance as at 31.12.2024, submitter: AD Plastik Group (in EUR)

	ITEM 1	ADP CODE 2	LAST DAY OF THE PRECEDING BUSI- NESS YEAR 3	AT THE REPORTING DATE OF THE CU- RRENT PERIOD 4
<b>C</b>	<b>LONG-TERM LIABILITIES</b> (ADP 098 to 108)	<b>097</b>	<b>33,039,473</b>	<b>19,900,651</b>
	1 Liabilities to undertakings within the group	098	0	0
	2 Liabilities for loans, deposits, etc. of undertakings within the group	099	0	0
	3 Liabilities to companies linked by virtue of participating interests	100	0	0
	4 Liabilities for loans, deposits etc. of companies linked by virtue of participating interests	101	0	0
	5 Liabilities for loans, deposits etc.	102	198,956	0
	6 Liabilities to banks and other financial institutions	103	30,366,605	17,850,312
	7 Liabilities for advance payments	104	0	0
	8 Liabilities to suppliers	105	0	0
	9 Liabilities for securities	106	0	0
	10 Other long-term liabilities	107	1,618,262	1,127,657
	11 Deferred tax liability	108	855,650	922,682
<b>D</b>	<b>SHORT-TERM LIABILITIES</b> (ADP 110 to 123)	<b>109</b>	<b>54,552,644</b>	<b>60,694,160</b>
	1 Liabilities to undertakings within the group	110	0	0
	2 Liabilities for loans, deposits, etc. of undertakings within the group	111	0	0
	3 Liabilities to companies linked by virtue of participating interests	112	0	12,595
	4 Liabilities for loans, deposits etc. of companies linked by virtue of participating interests	113	0	0
	5 Liabilities for loans, deposits etc.	114	2,928,539	2,281,768
	6 Liabilities to banks and other financial institutions	115	16,430,659	24,474,508
	7 Liabilities for advance payments	116	10,338,924	5,934,557
	8 Liabilities to suppliers	117	18,357,590	21,672,459
	9 Liabilities for securities	118	0	0
	10 Liabilities to employees	119	1,670,786	1,838,676
	11 Taxes, contributions and similar liabilities	120	2,771,056	2,008,413
	12 Liabilities arising from the share in the result	121	22,349	22,349
	13 Liabilities arising from fixed assets held for sale	122	0	0
	14 Other short-term liabilities	123	2,032,741	2,448,835
<b>E</b>	<b>ACCRUALS AND DEFERRED INCOME</b>	<b>124</b>	<b>2,619,565</b>	<b>760,741</b>
<b>F</b>	<b>TOTAL – LIABILITIES</b> (ADP 067+090+097+109+124)	<b>125</b>	<b>189,135,861</b>	<b>181,429,707</b>
<b>G</b>	<b>OFF-BALANCE SHEET ITEMS</b>	<b>126</b>	<b>8,332,098</b>	<b>9,222,292</b>

# STATEMENT OF PROFIT AND LOSS

for the period 1.1.2024 to 31.12.2024  
Submitter: AD Plastik Group (in EUR)

ITEM 1	ADP CODE 2	SAME PERIOD OF THE PREVIOUS YEAR		CURRENT PERIOD	
		CUMULATIVE 3	QUARTER 4	CUMULATIVE 5	QUARTER 6
<b>I OPERATING INCOME</b> (ADP 002 to 006)	<b>001</b>	<b>129,457,621</b>	<b>34,485,697</b>	<b>152,959,245</b>	<b>41,434,228</b>
1 Income from sales with undertakings within the Group	002	0	0	0	0
2 Income from sales (outside Group)	003	123,832,056	33,059,461	148,062,203	40,486,660
3 Income from the use of own products, goods and services	004	81,529	-7,442	399,639	275,510
4 Other operating income with undertakings within the Group	005	0	0	0	0
5 Other operating income (outside the Group)	006	5,544,036	1,433,678	4,497,403	672,058
<b>II OPERATING EXPENSES</b> (ADP 008+009+013+017+018+019+022+029)	<b>007</b>	<b>132,519,198</b>	<b>36,904,058</b>	<b>150,518,241</b>	<b>40,175,363</b>
1 Changes in inventories of work in progress and finished goods	008	226,669	-200,655	-444,758	-674,116
<b>2 Material costs</b> (ADP 010 to 012)	<b>009</b>	<b>83,413,766</b>	<b>21,667,906</b>	<b>99,008,131</b>	<b>25,746,044</b>
a) Costs of raw materials and consumables	010	64,018,662	16,802,916	64,414,238	17,754,854
b) Costs of goods sold	011	7,223,457	1,433,648	24,383,495	6,266,190
c) Other external costs	012	12,171,647	3,431,342	10,210,398	1,725,000
<b>3 Staff costs</b> (ADP 014 to 016)	<b>013</b>	<b>29,084,664</b>	<b>7,253,463</b>	<b>31,044,768</b>	<b>7,943,571</b>
a) Net salaries and wages	014	18,200,410	4,533,501	19,513,247	5,016,431
b) Tax and contributions from salary costs	015	6,893,992	1,718,636	7,228,402	1,845,315
c) Contributions on salaries	016	3,990,262	1,001,326	4,303,119	1,081,825
4 Depreciation	017	10,273,062	2,711,606	10,768,428	3,002,560
5 Other costs	018	5,126,796	1,532,554	6,358,433	2,723,655
<b>6 Value adjustments</b> (ADP 020+021)	<b>019</b>	<b>0</b>	<b>0</b>	<b>0</b>	<b>0</b>
a) fixed assets other than financial assets	020	0	0	0	0
b) current assets other than financial assets	021	0	0	0	0
<b>7 Provisions</b> (ADP 023 to 028)	<b>022</b>	<b>226,012</b>	<b>226,012</b>	<b>171,028</b>	<b>171,028</b>
a) Provisions for pensions, termination benefits and similar obligations	023	25,645	25,645	159,251	159,251
b) Provisions for tax liabilities	024	0	0	0	0
c) Provisions for ongoing legal cases	025	12,667	12,667	7,314	7,314
d) Provisions for renewal of natural resources	026	0	0	0	0
e) Provisions for warranty obligations	027	0	0	0	0
f) Other provisions	028	187,700	187,700	4,463	4,463
8 Other operating expenses	029	4,168,229	3,713,172	3,612,211	1,262,621



# STATEMENT OF PROFIT AND LOSS

for the period 1.1.2024 to 31.12.2024  
Submitter: AD Plastik Group (in EUR)

ITEM 1	ADP CODE 2	SAME PERIOD OF THE PREVIOUS YEAR		CURRENT PERIOD	
		CUMULATIVE 3	QUARTER 4	CUMULATIVE 5	QUARTER 6
<b>III FINANCIAL INCOME</b> (ADP 031 to 040)	<b>030</b>	<b>198,894</b>	<b>106,319</b>	<b>270,543</b>	<b>24,963</b>
1 Income from investments in holdings (shares) of undertakings within the Group	031	0	0	0	0
2 Income from investments in holdings (shares) of companies linked by virtue of participating interests	032	0	0	0	0
3 Income from other long-term financial investment and loans granted to undertakings within the Group	033	0	0	0	0
4 Other interest income from operations with undertakings within the Group	034	0	0	0	0
5 Exchange rate differences and other financial income from operations with undertakings within the Group	035	0	0	0	0
6 Income from other long-term financial investments and loans	036	0	0	0	0
7 Other interest income	037	198,894	106,319	270,543	24,963
8 Exchange rate differences and other financial income	038	0	0	0	0
9 Unrealised gains (income) from financial assets	039	0	0	0	0
10 Other financial income	040	0	0	0	0
<b>IV FINANCIAL EXPENSES</b> (ADP 042 to 048)	<b>041</b>	<b>2,348,864</b>	<b>-144,587</b>	<b>2,783,188</b>	<b>794,726</b>
1 Interest expenses and similar expenses with undertakings within the Group	042	0	0	0	0
2 Exchange rate differences and other expenses from operations with undertakings within the Group	043	1,269,905	-279,545	397,286	89,219
3 Interest expenses and similar expenses	044	898,241	315,443	1,594,679	387,719
4 Exchange rate differences and other expenses	045	180,718	-180,485	791,223	317,788
5 Unrealised losses (expenses) from financial assets	046	0	0	0	0
6 Value adjustments of financial assets (net)	047	0	0	0	0
7 Other financial expenses	048	0	0	0	0
<b>V SHARE IN PROFIT FROM UNDERTAKINGS LINKED BY VIRTUE OF PARTICIPATING INTERESTS</b>	<b>049</b>	<b>4,358,922</b>	<b>914,482</b>	<b>3,247,754</b>	<b>1,172,874</b>
<b>VI SHARE IN PROFIT FROM JOINT VENTURES</b>	<b>050</b>	<b>0</b>	<b>0</b>	<b>0</b>	<b>0</b>
<b>VII SHARE IN LOSS OF COMPANIES LINKED BY VIRTUE OF PARTICIPATING INTEREST</b>	<b>051</b>	<b>0</b>	<b>0</b>	<b>0</b>	<b>0</b>
<b>VIII SHARE IN LOSS OF JOINT VENTURES</b>	<b>052</b>	<b>0</b>	<b>0</b>	<b>0</b>	<b>0</b>
<b>IX TOTAL INCOME</b> (ADP 001+030+049 +050)	<b>053</b>	<b>134,015,437</b>	<b>35,506,498</b>	<b>156,477,542</b>	<b>42,632,065</b>
<b>X TOTAL EXPENDITURE</b> (ADP 007+041+051 + 052)	<b>054</b>	<b>134,868,062</b>	<b>36,759,471</b>	<b>153,301,429</b>	<b>40,970,089</b>
<b>XI PRE-TAX PROFIT OR LOSS</b> (ADP 053-054)	<b>055</b>	<b>-852,625</b>	<b>-1,252,973</b>	<b>3,176,113</b>	<b>1,661,976</b>
1 Pre-tax profit (ADP 053-054)	056	0	0	3,176,113	1,661,976
2 Pre-tax loss (ADP 054-053)	057	-852,625	-1,252,973	0	0
<b>XII INCOME TAX</b>	<b>058</b>	<b>418,703</b>	<b>421,261</b>	<b>1,026,369</b>	<b>93,874</b>
<b>XIII PROFIT OR LOSS FOR THE PERIOD</b> (ADP 055-059)	<b>059</b>	<b>-1,271,328</b>	<b>-1,674,234</b>	<b>2,149,744</b>	<b>1,568,102</b>
1 Profit for the period (ADP 055-059)	060	0	0	2,149,744	1,568,102
2 Loss for the period (ADP 059-055)	061	-1,271,328	-1,674,234	0	0



# STATEMENT OF PROFIT AND LOSS

for the period 1.1.2024 to 31.12.2024  
Submitter: AD Plastik Group (in EUR)

ITEM 1	ADP CODE 2	SAME PERIOD OF THE PREVIOUS YEAR		CURRENT PERIOD	
		CUMULATIVE 3	QUARTER 4	CUMULATIVE 5	QUARTER 6
<b>DISCONTINUED OPERATIONS (to be filled in by undertakings subject to IFRS only with discontinued operations)</b>					
<b>XIV PRE-TAX PROFIT OR LOSS OF DISCONTINUED OPERATIONS</b> (ADP 063-064)	062	0	0	0	0
1 Pre-tax profit from discontinued operations	063	0	0	0	0
2 Pre-tax loss on discontinued operations	064	0	0	0	0
<b>XV INCOME TAX OF DISCONTINUED OPERATIONS</b>	065	0	0	0	0
1 Discontinued operations profit for the period (ADP 062-065)	066	0	0	0	0
2 Discontinued operations loss for the period (ADP 065-062)	067	0	0	0	0
<b>TOTAL OPERATIONS (to be filled in only by undertakings subject to IFRS with discontinued operations)</b>					
<b>XVI PRE-TAX PROFIT OR LOSS</b> (ADP 055+062)	068	0	0	0	0
1 Pre-tax profit (ADP 068)	069	0	0	0	0
2 Pre-tax loss (ADP 068)	070	0	0	0	0
<b>XVII INCOME TAX</b> (ADP 058+065)	071	0	0	0	0
<b>XVIII PROFIT OR LOSS FOR THE PERIOD</b> (ADP 068-071)	072	0	0	0	0
1 Profit for the period (ADP 068-071)	073	0	0	0	0
2 Loss for the period (ADP 071-068)	074	0	0	0	0
<b>APPENDIX to the P&amp;L (to be filled in by undertakings that draw up consolidated annual financial statements)</b>					
<b>XIX PROFIT OR LOSS FOR THE PERIOD</b> (ADP 076+077)	075	-1,271,328	-1,674,234	2,149,744	1,568,102
1 Attributable to owners of the parent	076	-1,271,328	-1,674,234	2,149,744	1,568,102
2 Attributable to minority (non-controlling) interest	077	0	0	0	0





# STATEMENT OF PROFIT AND LOSS

for the period 1.1.2024 to 31.12.2024  
Submitter: AD Plastik Group (in EUR)

ITEM 1	ADP CODE 2	SAME PERIOD OF THE PREVIOUS YEAR		CURRENT PERIOD		
		CUMULATIVE 3	QUARTER 4	CUMULATIVE 5	QUARTER 6	
<b>STATEMENT OF OTHER COMPREHENSIVE INCOME (to be filled in by undertakings subject to IFRS)</b>						
I	PROFIT OR LOSS FOR THE PERIOD	078	-1,271,328	-1,674,234	2,149,744	1,568,102
II	<b>OTHER COMPREHENSIVE INCOME/LOSS BEFORE TAX</b> (ADP 80+ 87)	<b>079</b>	<b>-4,211,054</b>	<b>658,848</b>	<b>-1,036,633</b>	<b>-374,833</b>
III	Items that will not be reclassified to profit or loss (ADP 081 to 085)	<b>080</b>	<b>0</b>	<b>0</b>	<b>0</b>	<b>0</b>
	1 Changes in revaluation reserves of fixed tangible and intangible assets	081	0	0	0	0
	2 Gains or losses from subsequent measurement of equity instruments at fair value through other comprehensive income	082	0	0	0	0
	3 Fair value changes of financial liabilities at fair value through statement of profit or loss, attributable to changes in their credit risk	083	0	0	0	0
	4 Actuarial gains/losses on the defined benefit obligation	084	0	0	0	0
	5 Other items that will not be reclassified	085	0	0	0	0
	6 Income tax relating to items that will not be reclassified	086	0	0	0	0
IV	Items that may be reclassified to profit or loss (ADP 088 to 095)	<b>087</b>	<b>-4,211,054</b>	<b>658,848</b>	<b>-1,036,633</b>	<b>-374,833</b>
	1 Exchange rate differences from translation of foreign operations	088	-4,211,054	658,848	-1,036,633	-374,833
	2 Gains or losses from subsequent measurement of debt securities at fair value through other comprehensive income	089	0	0	0	0
	3 Profit or loss arising from effective cash flow hedging	090	0	0	0	0
	4 Profit or loss arising from effective hedge of a net investment in a foreign operation	091	0	0	0	0
	5 Share in other comprehensive income/loss of companies linked by virtue of participating interests	092	0	0	0	0
	6 Changes in fair value of the time value of option	093	0	0	0	0
	7 Changes in fair value of forward elements of forward contracts	094	0	0	0	0
	8 Other items that may be reclassified to profit or loss	095	0	0	0	0
	9 Income tax relating to items that may be reclassified to profit or loss	096	0	0	0	0
V	<b>NET OTHER COMPREHENSIVE INCOME OR LOSS</b> (ADP 080+087- 086 - 096)	<b>097</b>	<b>-4,211,054</b>	<b>658,848</b>	<b>-1,036,633</b>	<b>-374,833</b>
VI	<b>COMPREHENSIVE INCOME OR LOSS FOR THE PERIOD</b> (ADP 078+097)	<b>098</b>	<b>-5,482,382</b>	<b>-1,015,386</b>	<b>1,113,111</b>	<b>1,193,269</b>

## APPENDIX to the Statement on comprehensive income (to be filled in by undertakings that draw up consolidated statements)

VII	<b>COMPREHENSIVE INCOME OR LOSS FOR THE PERIOD</b> (ADP 100+101)	<b>099</b>	<b>-5,482,382</b>	<b>-1,015,386</b>	<b>1,113,111</b>	<b>1,193,269</b>
	1 Attributable to owners of the parent	100	-5,482,382	-1,015,386	1,113,111	1,193,269
	2 Attributable to minority (non-controlling) interest	101	0	0	0	0

# STATEMENT OF CASH FLOWS

## (INDIRECT METHOD)

for the period 1.1.2024 to 31.12.2024  
Submitter: AD Plastik Group (in EUR)

ITEM 1	ADP CODE 2	SAME PERIOD OF THE PREVIO- US YEAR 3	CURRENT PERIOD 4
<b>CASH FLOW FROM OPERATING ACTIVITIES</b>			
1 Pre-tax profit	001	-852,625	3,176,113
<b>2 Adjustments</b> (ADP 003 to 010)	<b>002</b>	<b>7,566,020</b>	<b>9,952,980</b>
a) Depreciation	003	10,273,062	10,768,428
b) Gains and losses from sale and value adjustment of fixed tangible and intangible assets	004	-2,956,372	631,682
c) Gains and losses from sale and unrealised gains and losses and value adjustment of financial assets	005	0	0
d) Interest and dividend income	006	-198,894	-270,543
e) Interest expenses	007	898,241	1,594,679
f) Provisions	008	38,197	171,028
g) Exchange rate differences (unrealised)	009	-103,045	263,706
h) Other adjustments for non-cash transactions and unrealised gains and losses	010	-385,169	-3,206,000
<b>I Cash flow increase or decrease before changes in working capital</b> (ADP 001+002)	<b>011</b>	<b>6,713,395</b>	<b>13,129,093</b>
<b>3 Changes in the working capital</b> (ADP 013 to 016)	<b>012</b>	<b>-11,680,333</b>	<b>6,997,726</b>
a) Increase or decrease in short-term liabilities	013	3,005,376	-3,974,029
b) Increase or decrease in short-term receivables	014	-8,288,761	2,185,871
c) Increase or decrease in inventories	015	-6,396,948	8,785,884
d) Other increase or decrease in working capital	016	0	0
<b>II Cash from operations</b> (ADP 011+012)	<b>017</b>	<b>-4,966,938</b>	<b>20,126,819</b>
4 Interest paid	018	-826,703	-1,621,285
5 Income tax paid	019	-33,482	-742,817
<b>A NET CASH FLOW FROM OPERATING ACTIVITIES</b> (ADP 017 to 019)	<b>020</b>	<b>-5,827,123</b>	<b>17,762,717</b>



# STATEMENT OF CASH FLOWS

## (INDIRECT METHOD)

for the period 1.1.2024 to 31.12.2024  
Submitter: AD Plastik Group (in EUR)

ITEM 1	ADP CODE 2	SAME PERIOD OF THE PREVIO- US YEAR 3	CURRENT PERIOD 4
<b>CASH FLOW FROM INVESTMENT ACTIVITIES</b>			
1 Cash receipts from sales of fixed tangible and intangible assets	021	3,379,710	1,016,746
2 Cash receipts from sales of financial instruments	022	0	0
3 Interest received	023	178,913	287,058
4 Dividends received	024	4,341,348	617,862
5 Cash receipts from repayment of loans and deposits	025	0	0
6 Other cash receipts from investment activities	026	0	0
<b>III Total cash receipts from investment activities</b> (ADP 021 to 026)	<b>027</b>	<b>7,899,971</b>	<b>1,921,666</b>
1 Cash payments for the purchase of fixed tangible and intangible assets	028	-8,859,482	-12,911,344
2 Cash payments for the acquisition of financial instruments	029	0	0
3 Cash payments for loans and deposits for the period	030	0	0
4 Acquisition of a subsidiary, net of cash acquired	031	0	0
5 Other cash payments from investment activities	032	0	0
<b>IV Total cash payments from investment activities</b> (ADP 028 to 032)	<b>033</b>	<b>-8,859,482</b>	<b>-12,911,344</b>
<b>B NET CASH FLOW FROM INVESTMENT ACTIVITIES</b> (ADP 027 +033)	<b>034</b>	<b>-959,511</b>	<b>-10,989,678</b>
<b>CASH FLOW FROM FINANCING ACTIVITIES</b>			
1 Cash receipts from the increase in initial (subscribed) capital	035	0	0
2 Cash receipts from the issue of equity financial instruments and debt financial instruments	036	0	0
3 Cash receipts from credit principals, loans and other borrowings	037	35,308,202	21,398,231
4 Other cash receipts from financing activities	038	0	0
<b>V Total cash receipts from financing activities</b> (ADP 035 to 038)	<b>039</b>	<b>35,308,202</b>	<b>21,398,231</b>
1 Cash payments for the repayment of credit principals, loans and other borrowings and debt financial instruments	040	-28,175,425	-27,221,109
2 Cash payments for dividends	041	0	0
3 Cash payments for finance lease	042	-1,149,917	-1,144,085
4 Cash payments for the redemption of treasury shares and decrease in initial (subscribed) capital	043	0	0
5 Other cash payments from financing activities	044	0	0
<b>VI Total cash payments from financing activities</b> (ADP 040 to 044)	<b>045</b>	<b>-29,325,342</b>	<b>-28,365,194</b>
<b>C NET CASH FLOW FROM FINANCING ACTIVITIES</b> (ADP 039 +045)	<b>046</b>	<b>5,982,860</b>	<b>-6,966,963</b>
1 Unrealised exchange rate differences in respect of cash and cash equivalents	047	5,449	-11,752
<b>D NET INCREASE OR DECREASE IN CASH FLOWS</b> (ADP 020+034+046+047)	<b>048</b>	<b>-798,325</b>	<b>-205,676</b>
<b>E CASH AND CASH EQUIVALENTS AT THE BEGINNING OF THE PERIOD</b>	<b>049</b>	<b>4,047,876</b>	<b>3,249,551</b>
<b>F CASH AND CASH EQUIVALENTS AT THE END OF THE PERIOD</b> (ADP 048+049)	<b>050</b>	<b>3,249,551</b>	<b>3,043,875</b>

The amount of cash and cash equivalents at the end of the current period includes an overdraft balance on accounts totaling EUR 1,218,178.

# STATEMENT OF CHANGES IN EQUITY

for the period 1.1.2024 to 31.12.2024  
Submitter: AD Plastik Group (in EUR)

Item	ADP code	Attributable to owners of the parent																Minority (non-controlling) interest	Total capital and reserves
		Initial (subscribed) capital	Capital reserves	Legal reserves	Reserves for treasury shares	Treasury shares and holdings (deductible item)	Statutory reserves	Other reserves	Revaluation reserves	Fair value of financial assets through other comprehensive income (available for sale)	Cash flow hedge - effective portion	Hedge of a net investment in a foreign operation - effective portion	Other fair value reserves	Exchange rate differences from translation of foreign operations	Retained profit / loss brought forward	Profit/loss for the business year	Total attributable to owners of the parent		
1	2	3	4	5	6	7	8	9	10	11	12	13	14	15	16	17	18 (3 to 6 - 7 + 8 to 17)	19	20 (18+19)
<b>PREVIOUS PERIOD</b>																			
1 Balance on the first day of the previous business year	01	55,738,058	25,456,155	885,809	2,772,641	921,001	16,639	6,880,988	-1,103,553	0	0	0	0	-5,158,815	28,961,725	-9,731,035	103,797,611	0	103,797,611
2 Changes in accounting policies	02	0	0	0	0	0	0	0	0	0	0	0	0	0	0	0	0	0	0
3 Correction of errors	03	0	0	0	0	0	0	0	0	0	0	0	0	0	0	0	0	0	0
4 Balance on the first day of the previous business year (restated) (ADP 01 to 03)	04	55,738,058	25,456,155	885,809	2,772,641	921,001	16,639	6,880,988	-1,103,553	0	0	0	0	-5,158,815	28,961,725	-9,731,035	103,797,611	0	103,797,611
5 Profit/loss of the period	05	0	0	0	0	0	0	0	0	0	0	0	0	0	0	-1,271,328	-1,271,328	0	-1,271,328
6 Exchange rate differences from translation of foreign operations	06	0	0	0	0	0	0	0	0	0	0	0	0	-1,467,637	0	0	-1,467,637	0	-1,467,637
7 Changes in revaluation reserves of fixed tangible and intangible assets	07	0	0	0	0	0	0	0	0	0	0	0	0	0	0	0	0	0	0
8 Gains or losses from subsequent measurement of financial assets at fair value through other comprehensive income (available for sale)	08	0	0	0	0	0	0	0	0	0	0	0	0	0	0	0	0	0	0
9 Profit or loss arising from effective cash flow hedge	09	0	0	0	0	0	0	0	0	0	0	0	0	0	0	0	0	0	0
10 Profit or loss arising from effective hedge of a net investment in a foreign operation	10	0	0	0	0	0	0	0	0	0	0	0	0	0	0	0	0	0	0
11 Share in other comprehensive income/loss of companies linked by virtue of participating interests	11	0	0	0	0	0	0	0	0	0	0	0	0	0	0	0	0	0	0
12 Actuarial gains/losses on the defined benefit obligation	12	0	0	0	0	0	0	0	0	0	0	0	0	0	0	0	0	0	0
13 Other changes in equity unrelated to owners	13	0	0	0	0	0	0	0	-3,345,631	0	0	0	0	0	0	0	-3,345,631	0	-3,345,631
14 Tax on transactions recognised directly in equity	14	0	0	0	0	0	0	0	602,214	0	0	0	0	0	0	0	602,214	0	602,214



# STATEMENT OF CHANGES IN EQUITY

for the period 1.1.2024 to 31.12.2024  
Submitter: AD Plastik Group (in EUR)

Item	ADP code	Attributable to owners of the parent															Minority (non-controlling) interest	Total capital and reserves	
		Initial (subscribed) capital	Capital reserves	Legal reserves	Reserves for treasury shares	Treasury shares and holdings (deductible item)	Statutory reserves	Other reserves	Revaluation reserves	Fair value of financial assets through other comprehensive income (available for sale)	Cash flow hedge - effective portion	Hedge of a net investment in a foreign operation - effective portion	Other fair value reserves	Exchange rate differences from translation of foreign operations	Retained profit / loss brought forward	Profit/loss for the business year			Total attributable to owners of the parent
1	2	3	4	5	6	7	8	9	10	11	12	13	14	15	16	17	18 (3 to 6 - 7 + 8 to 17)	19	20 (18+19)
15 Decrease in initial (subscribed) capital (other than arising from the pre-bankruptcy settlement procedure or from the reinvestment of profit)	15	0	0	0	0	0	0	0	0	0	0	0	0	0	0	0	0	0	0
16 Decrease in initial (subscribed) capital arising from the pre-bankruptcy settlement procedure	16	0	0	0	0	0	0	0	0	0	0	0	0	0	0	0	0	0	0
17 Decrease in initial (subscribed) capital arising from the reinvestment of profit	17	0	0	0	0	0	0	0	0	0	0	0	0	0	0	0	0	0	0
18 Redemption of treasury shares/holdings	18	0	0	0	0	0	0	0	0	0	0	0	0	0	0	0	0	0	0
19 Payments from members/shareholders	19	0	0	0	0	0	0	0	0	0	0	0	0	0	0	0	0	0	0
20 Payment of share in profit/dividend	20	0	0	0	0	0	0	0	0	0	0	0	0	0	0	0	0	0	0
21 Other distributions and payments to members/shareholders	21	-1,143,466	482,150	-11	0	-49,874	0	0	50,870	0	0	0	0	0	708,714	0	148,131	0	148,131
22 Transfer to reserves according to the annual schedule	22	0	0	0	0	0	0	0	0	0	0	0	0	0	-9,731,035	9,731,035	0	0	0
23 Increase in reserves arising from the pre-bankruptcy settlement procedure	23	0	0	0	0	0	0	0	0	0	0	0	0	0	0	0	0	0	0
24 Balance on the last day of the previous business year reporting period (ADP 04 to 23)	24	54,594,592	25,938,305	885,798	2,772,641	871,127	16,639	6,880,988	-3,796,100	0	0	0	0	-6,626,452	19,939,404	-1,271,328	98,463,360	0	98,463,360
<b>APPENDIX TO THE STATEMENT OF CHANGES IN EQUITY (to be filled in by undertakings that draw up financial statements in accordance with the IFRS)</b>																			
I OTHER COMPREHENSIVE INCOME OF THE PREV. PERIOD, NET OF TAX (ADP 06 to 14)	25	0	0	0	0	0	0	0	-2,743,417	0	0	0	0	-1,467,637	0	0	-4,211,054	0	-4,211,054
II COMPREHENSIVE INCOME OR LOSS FOR THE PREVIOUS PERIOD (ADP 05+25)	26	0	0	0	0	0	0	0	-2,743,417	0	0	0	0	-1,467,637	0	-1,271,328	-5,482,382	0	-5,482,382
III TRANSACTIONS WITH OWNERS IN THE PREVIOUS PERIOD RECOGNISED DIRECTLY IN EQUITY (ADP 15 to 23)	27	-1,143,466	482,150	-11	0	-49,874	0	0	50,870	0	0	0	0	0	-9,022,321	9,731,035	148,131	0	148,131



# STATEMENT OF CHANGES IN EQUITY

for the period 1.1.2024 to 31.12.2024  
Submitter: AD Plastik Group (in EUR)

Item	ADP code	Attributable to owners of the parent															Minority (non-controlling) interest	Total capital and reserves	
		Initial (subscribed) capital	Capital reserves	Legal reserves	Reserves for treasury shares	Treasury shares and holdings (deductible item)	Statutory reserves	Other reserves	Revaluation reserves	Fair value of financial assets through other comprehensive income (available for sale)	Cash flow hedge - effective portion	Hedge of a net investment in a foreign operation - effective portion	Other fair value reserves	Exchange rate differences from translation of foreign operations	Retained profit / loss brought forward	Profit/loss for the business year			Total attributable to owners of the parent
1	2	3	4	5	6	7	8	9	10	11	12	13	14	15	16	17	18 (3 to 6 - 7 + 8 to 17)	19	20 (18+19)
<b>CURRENT PERIOD</b>																			
1 Balance on the first day of the current business year	28	54,594,592	25,938,305	885,798	2,772,641	871,127	16,639	6,880,988	-3,796,100	0	0	0	0	-6,626,452	19,939,404	-1,271,328	98,463,360	0	98,463,360
2 Changes in accounting policies	29	0	0	0	0	0	0	0	0	0	0	0	0	0	0	0	0	0	0
3 Correction of errors	30	0	0	0	0	0	0	0	0	0	0	0	0	0	0	0	0	0	0
4 Balance on the first day of the current business year (restated) (AOP 28 to 30)	31	54,594,592	25,938,305	885,798	2,772,641	871,127	16,639	6,880,988	-3,796,100	0	0	0	0	-6,626,452	19,939,404	-1,271,328	98,463,360	0	98,463,360
5 Profit/loss of the period	32	0	0	0	0	0	0	0	0	0	0	0	0	0	0	2,149,744	2,149,744	0	2,149,744
6 Exchange rate differences from translation of foreign operations	33	0	0	0	0	0	0	0	0	0	0	0	0	-417,099	0	0	-417,099	0	-417,099
7 Changes in revaluation reserves of fixed tangible and intangible assets	34	0	0	0	0	0	0	0	0	0	0	0	0	0	0	0	0	0	0
8 Gains or losses from subsequent measurement of financial assets at fair value through other comprehensive income (available for sale)	35	0	0	0	0	0	0	0	0	0	0	0	0	0	0	0	0	0	0
9 Profit or loss arising from effective cash flow hedge	36	0	0	0	0	0	0	0	0	0	0	0	0	0	0	0	0	0	0
10 Profit or loss arising from effective hedge of a net investment in a foreign operation	37	0	0	0	0	0	0	0	0	0	0	0	0	0	0	0	0	0	0
11 Share in other comprehensive income/loss of companies linked by virtue of participating interests	38	0	0	0	0	0	0	0	0	0	0	0	0	0	0	0	0	0	0
12 Actuarial gains/losses on the defined benefit obligation	39	0	0	0	0	0	0	0	0	0	0	0	0	0	0	0	0	0	0
13 Other changes in equity unrelated to owners	40	0	0	0	0	0	0	0	-755,529	0	0	0	0	0	0	0	-755,529	0	-755,529
14 Tax on transactions recognised directly in equity	41	0	0	0	0	0	0	0	135,995	0	0	0	0	0	0	0	135,995	0	135,995





# STATEMENT OF CHANGES IN EQUITY

for the period 1.1.2024 to 31.12.2024  
Submitter: AD Plastik Group (in EUR)

Item	ADP code	Attributable to owners of the parent															Minority (non-controlling) interest	Total capital and reserves	
		Initial (subscribed) capital	Capital reserves	Legal reserves	Reserves for treasury shares	Treasury shares and holdings (deductible item)	Statutory reserves	Other reserves	Revaluation reserves	Fair value of financial assets through other comprehensive income (available for sale)	Cash flow hedge - effective portion	Hedge of a net investment in a foreign operation - effective portion	Other fair value reserves	Exchange rate differences from translation of foreign operations	Retained profit / loss brought forward	Profit/loss for the business year			Total attributable to owners of the parent
1	2	3	4	5	6	7	8	9	10	11	12	13	14	15	16	17	18 (3 to 6 - 7 + 8 to 17)	19	20 (18+19)
15 Decrease in initial (subscribed) capital (other than arising from the pre-bankruptcy settlement procedure or from the reinvestment of profit)	42	0	0	0	0	0	0	0	0	0	0	0	0	0	0	0	0	0	0
16 Decrease in initial (subscribed) capital arising from the pre-bankruptcy settlement procedure	43	0	0	0	0	0	0	0	0	0	0	0	0	0	0	0	0	0	0
17 Decrease in initial (subscribed) capital arising from the reinvestment of profit	44	0	0	0	0	0	0	0	0	0	0	0	0	0	0	0	0	0	0
18 Redemption of treasury shares/holdings	45	0	0	0	0	0	0	0	0	0	0	0	0	0	0	0	0	0	0
19 Payments from members/shareholders	46	0	0	0	0	0	0	0	0	0	0	0	0	0	0	0	0	0	0
20 Payment of share in profit/dividend	47	0	0	0	0	0	0	0	0	0	0	0	0	0	0	0	0	0	0
21 Other distributions and payments to members/shareholders	48	0	-45,069	0	-1,901,514	-77,532	0	2,228,614	354,768	0	0	0	0	0	-682,264	0	32,067	0	32,067
22 Carryforward per annual plane	49	0	0	0	0	0	0	0	0	0	0	0	0	0	-1,271,329	1,271,328	-1	0	-1
23 Increase in reserves arising from the pre-bankruptcy settlement procedure	50	0	0	0	0	0	0	0	0	0	0	0	0	0	0	0	0	0	0
<b>24 Balance on the last day of the current business year reporting period (ADP 31 to 50)</b>	<b>51</b>	<b>54,594,592</b>	<b>25,893,236</b>	<b>885,798</b>	<b>871,127</b>	<b>793,595</b>	<b>16,639</b>	<b>9,109,602</b>	<b>-4,060,866</b>	<b>0</b>	<b>0</b>	<b>0</b>	<b>0</b>	<b>-7,043,551</b>	<b>17,985,811</b>	<b>2,149,744</b>	<b>99,608,537</b>	<b>0</b>	<b>99,608,537</b>
<b>APPENDIX TO THE STATEMENT OF CHANGES IN EQUITY (to be filled in by undertakings that draw up financial statements in accordance with the IFRS)</b>																			
<b>I OTHER COMPREHENSIVE INCOME FOR THE CURRENT PERIOD, NET OF TAX (ADP 33 to 41)</b>	<b>52</b>	<b>0</b>	<b>0</b>	<b>0</b>	<b>0</b>	<b>0</b>	<b>0</b>	<b>0</b>	<b>-619,534</b>	<b>0</b>	<b>0</b>	<b>0</b>	<b>0</b>	<b>-417,099</b>	<b>0</b>	<b>0</b>	<b>-1,036,633</b>	<b>0</b>	<b>-1,036,633</b>
<b>II COMPREHENSIVE INCOME OR LOSS FOR THE CURRENT PERIOD (ADP 32 do 52)</b>	<b>53</b>	<b>0</b>	<b>0</b>	<b>0</b>	<b>0</b>	<b>0</b>	<b>0</b>	<b>0</b>	<b>-619,534</b>	<b>0</b>	<b>0</b>	<b>0</b>	<b>0</b>	<b>-417,099</b>	<b>0</b>	<b>2,149,744</b>	<b>1,113,111</b>	<b>0</b>	<b>1,113,111</b>
<b>III TRANSACTIONS WITH OWNERS IN THE CURRENT PERIOD RECOGNISED DIRECTLY IN EQUITY (ADP 42 to 50)</b>	<b>54</b>	<b>0</b>	<b>-45,069</b>	<b>0</b>	<b>-1,901,514</b>	<b>-77,532</b>	<b>0</b>	<b>2,228,614</b>	<b>354,768</b>	<b>0</b>	<b>0</b>	<b>0</b>	<b>0</b>	<b>0</b>	<b>-1,953,593</b>	<b>1,271,328</b>	<b>32,066</b>	<b>0</b>	<b>32,066</b>

# NOTES TO FINANCIAL STATEMENTS - QFS

(DRAWN UP FOR QUARTERLY REPORTING PERIODS)

<b>Name of the issuer</b>	<b>AD Plastik d.d.</b>
<b>Headquarter</b>	<b>Ul. Antuna Gustava Matoša 8, 21210, Solin, Croatia</b>
<b>OIB</b> (Personal identification number)	<b>48351740621</b>
<b>MBS</b>	<b>060007090</b>
<b>Reporting period</b>	<b>1. 1. 2024. to 31. 12. 2024.</b>

Notes to financial statements are available as part of AD Plastik Group's Unaudited financial statement. Unaudited financial statement is available on Zagreb Stock Exchange website.

AD Plastik Group Integrated annual report for 2023 year is available on Zagreb Stock Exchange website.

Same accounting policies are applied while drawing up financial statements for current reporting period as in the latest annual financial statements.

AD Plastik d.d. has issued corporate guarantees for the needs of subsidiaries in the following amounts: to banks EUR 7,700 thousand and to the suppliers EUR 1,044 thousand.

AD Plastik Group currently has no debts due after more than five years.

The average number of employees of AD Plastik Group in the period from 1.1.2024. to 31.12.2024. was 1,824.

In intangible assets in the period from 1.1.2024. to 31.12.2024., the cost of net salaries and wages of EUR 551,667, the cost of taxes and contributions from salaries of EUR 214,703, and the cost of contributions to salaries of EUR 113,811 were capitalized.

During the reporting period, deferred tax assets were increased in the amount of EUR 110 thousand, while deferred tax liabilities were increased in the amount of EUR 67 thousand. On 31.12.2023. deferred tax assets of AD Plastik Grupa was EUR 3,035 thousand, while deferred tax liabilities was EUR 856 thousand.

The difference in cash and cash equivalents in the statement of cash flows compared to the statement of financial position, amounting to EUR 1,218 thousand, relates to the overdraft balance on the current account.



# **FINANCIAL STATEMENT OF THE COMPANY AD PLASTIK**

# ISSUER'S GENERAL DATA

## ANNEX 1

Reporting period:	<b>01. 01. 2024</b>	to	<b>31. 12. 2024</b>
Year:	<b>2024</b>	Quarter:	<b>4</b>

### QUARTERLY FINANCIAL STATEMENTS

Registration number (MB):	<b>03440494</b>	Issuer's home Member State code:	<b>HR</b>
Entity's registration number (MBS):	<b>060007090</b>		
Personal identification number (OIB):	<b>48351740621</b>	LEI:	<b>549300NFX18SRZHNT751</b>
Institution code:	<b>382</b>		
Name of the issuer:	<b>AD PLASTIK d.d.</b>		
Postcode and town:	<b>21210</b>	<b>Solin</b>	
Street and house number:	<b>Matoševa 8</b>		
E-mail address:	<b>informacije@adplastik.hr</b>		
Web address:	<b>www.adplastik.hr</b>		
Number of employees (end of the reporting period):	<b>1123</b>		
Consolidated report:	<b>KN</b>		<i>(KN-not consolidated/KD-consolidated)</i>
Audited:	<b>RN</b>		<i>(RN-not audited/RD-audited)</i>
Bookkeeping firm:	<b>NO</b>		<i>(Yes/No)</i>
Contact person:	<b>Jurun Krešimir</b>		<i>(only name and surname of the contact person)</i>
Telephone:	<b>021/206-663</b>		
E-mail address:	<b>kresimir.jurun@adplastik.hr</b>		
Audit firm:			<i>(name of the audit firm)</i>
Certified auditor:			<i>(name and surname)</i>

# BALANCE SHEET

balance as at 31.12.2024, submitter: AD Plastik d.d. (in EUR)

ITEM 1	ADP CODE 2	LAST DAY OF THE PRECEDING BUSI- NESS YEAR 3	AT THE REPORTING DATE OF THE CU- RRENT PERIOD 4
<b>ASSETS</b>			
<b>A RECEIVABLES FOR SUBSCRIBED CAPITAL UNPAID</b>	<b>001</b>	<b>0</b>	<b>0</b>
<b>B FIXED ASSETS (ADP 003+010+020+031+036)</b>	<b>002</b>	<b>116,901,904</b>	<b>115,635,053</b>
<b>I. INTANGIBLE ASSETS (ADP 004 to 009)</b>	<b>003</b>	<b>8,787,545</b>	<b>9,323,877</b>
1 Research and development	004	2,761,166	6,003,812
2 Concessions, patents, licences, trademarks, software and other rights	005	196,636	140,413
3 <i>Goodwill</i>	006	0	0
4 Advances for the purchase of intangible assets	007	0	0
5 Intangible assets in preparation	008	5,763,185	3,173,927
6 Other intangible assets	009	66,558	5,725
<b>II TANGIBLE ASSETS (ADP 011 to 019)</b>	<b>010</b>	<b>71,859,877</b>	<b>74,381,089</b>
1 Land	011	17,365,617	17,365,617
2 Buildings	012	24,099,004	23,548,739
3 Plant and equipment	013	18,053,367	21,668,518
4 Tools, working inventory and transportation assets	014	3,558,439	3,931,717
5 Biological assets	015	0	0
6 Advances for the purchase of tangible assets	016	0	0
7 Tangible assets in preparation	017	3,414,472	2,503,081
8 Other tangible assets	018	2,112,527	2,146,229
9 Investment property	019	3,256,451	3,217,188
<b>III FIXED FINANCIAL ASSETS (ADP 021 to 030)</b>	<b>020</b>	<b>31,332,853</b>	<b>26,695,953</b>
1 Investments in holdings (shares) of undertakings within the Group	021	12,092,141	10,099,527
2 Investments in other securities of undertakings within the Group	022	0	0
3 Loans, deposits, etc. to undertakings within the Group	023	16,353,307	13,709,021
4. Investments in holdings (shares) of companies linked by virtue of participating interests	024	2,887,405	2,887,405
5 Investment in other securities of companies linked by virtue of participating interests	025	0	0
6 Loans, deposits etc. to companies linked by virtue of participating interests	026	0	0
7 Investments in securities	027	0	0
8 Loans, deposits, etc. given	028	0	0
9 Other investments accounted for using the equity method	029	0	0
10 Other fixed financial assets	030	0	0
<b>IV RECEIVABLES (ADP 032 to 035)</b>	<b>031</b>	<b>2,318,253</b>	<b>2,221,566</b>
1 Receivables from undertakings within the Group	032	2,318,253	2,221,566
2 Receivables from companies linked by virtue of participating interests	033	0	0
3 Customer receivables	034	0	0
4 Other receivables	035	0	0
<b>V DEFERRED TAX ASSETS</b>	<b>036</b>	<b>2,603,376</b>	<b>3,012,568</b>



# BALANCE SHEET

balance as at 31.12.2024, submitter: AD Plastik d.d. (in EUR)

	ITEM 1	ADP CODE 2	LAST DAY OF THE PRECEDING BUSI- NESS YEAR 3	AT THE REPORTING DATE OF THE CU- RRENT PERIOD 4
<b>C</b>	<b>CURRENT ASSETS</b> (ADP 038+046+053+063)	<b>037</b>	<b>46,159,424</b>	<b>41,515,818</b>
<b>I</b>	<b>INVENTORIES</b> (ADP 039 to 045)	<b>038</b>	<b>21,659,726</b>	<b>11,295,269</b>
	1 Raw materials and consumables	039	5,228,723	6,449,320
	2 Work in progress	040	1,042,806	1,070,935
	3 Finished goods	041	1,870,375	1,817,632
	4 Merchandise	042	9,725,747	1,362,358
	5 Advances for inventories	043	3,792,075	595,024
	6 Fixed assets held for sale	044	0	0
	7 Biological assets	045	0	0
<b>II</b>	<b>RECEIVABLES</b> (ADP 047 to 052)	<b>046</b>	<b>21,121,060</b>	<b>23,907,175</b>
	1 Receivables from undertakings within the Group	047	2,692,046	4,599,104
	2 Receivables from companies linked by virtue of participating interests	048	1,123,466	4,744,454
	3 Customer receivables	049	13,213,198	12,662,572
	4 Receivables from employees and members of the undertaking	050	85,336	8,863
	5 Receivables from government and other institutions	051	2,881,106	1,565,446
	6 Other receivables	052	1,125,908	326,736
<b>III</b>	<b>CURRENT FINANCIAL ASSETS</b> (ADP 054 to 062)	<b>053</b>	<b>2,353,973</b>	<b>3,267,354</b>
	1 Investments in holdings (shares) of undertakings within the Group	054	0	0
	2 Investments in other securities of undertakings within the Group	055	0	0
	3 Loans, deposits, etc. to undertakings within the Group	056	2,353,973	3,267,354
	4 Investments in holdings (shares) of companies linked by virtue of participating interests	057	0	0
	5 Investment in other securities of companies linked by virtue of participating interests	058	0	0
	6 Loans, deposits etc. to companies linked by virtue of participating interests	059	0	0
	7 Investments in securities	060	0	0
	8 Loans, deposits, etc. given	061	0	0
	9 Other financial assets	062	0	0
<b>IV</b>	<b>CASH AT BANK AND IN HAND</b>	<b>063</b>	<b>1,024,665</b>	<b>3,046,020</b>
<b>D</b>	<b>PREPAID EXPENSES AND ACCRUED INCOME</b>	<b>064</b>	<b>846,404</b>	<b>800,590</b>
<b>E</b>	<b>TOTAL ASSETS</b> (ADP 001+002+037+064)	<b>065</b>	<b>163,907,732</b>	<b>157,951,461</b>
<b>F</b>	<b>OFF-BALANCE SHEET ITEMS</b>	<b>066</b>	<b>8,332,098</b>	<b>9,222,292</b>



# BALANCE SHEET

balance as at 31.12.2024, submitter: AD Plastik d.d. (in EUR)

ITEM 1	ADP CODE 2	LAST DAY OF THE PRECEDING BUSI- NESS YEAR 3	AT THE REPORTING DATE OF THE CU- RRENT PERIOD 4
<b>LIABILITIES</b>			
<b>A CAPITAL AND RESERVES</b> (ADP 068 to 070+076+077+083+086+089)	<b>067</b>	<b>91,114,564</b>	<b>91,505,705</b>
I INITIAL (SUBSCRIBED) CAPITAL	068	54,594,592	54,594,592
II CAPITAL RESERVES	069	25,884,472	25,839,403
<b>III RESERVES FROM PROFIT</b> (ADP 071+072-073+074+075)	<b>070</b>	<b>9,595,941</b>	<b>10,000,573</b>
1 Legal reserves	071	813,439	813,439
2 Reserves for treasury shares	072	2,772,641	871,127
3 Treasury shares and holdings (deductible item)	073	-871,127	-793,595
4 Statutory reserves	074	0	0
5 Other reserves	075	6,880,988	9,109,602
IV REVALUATION RESERVES	076	0	0
<b>V FAIR VALUE RESERVES AND OTHER</b> (ADP 078 to 082)	<b>077</b>	<b>0</b>	<b>0</b>
1 Financial assets at fair value through other comprehensive income (i.e. available for sale)	078	0	0
2 Cash flow hedge - effective portion	079	0	0
3 Hedge of a net investment in a foreign operation - effective portion	080	0	0
4 Other fair value reserves	081	0	0
5 Exchange differences arising from the translation of foreign operations (consolidation)	082	0	0
<b>VI RETAINED PROFIT OR LOSS BROUGHT FORWARD</b> (ADP 084-085)	<b>083</b>	<b>0</b>	<b>712,460</b>
1 Retained profit	084	0	712,460
2 Loss brought forward	085	0	0
<b>VII PROFIT OR LOSS FOR THE BUSINESS YEAR</b> (ADP 087-088)	<b>086</b>	<b>1,039,559</b>	<b>358,677</b>
1 Profit for the business year	087	1,039,559	358,677
2 Loss for the business year	088	0	0
VIII MINORITY (NON-CONTROLLING) INTEREST	089	0	0
<b>B PROVISIONS</b> (ADP 091 to 096)	<b>090</b>	<b>384,843</b>	<b>369,303</b>
1 Provisions for pensions, termination benefits and similar obligations	091	245,438	216,434
2 Provisions for tax liabilities	092	0	0
3 Provisions for ongoing legal cases	093	0	0
4 Provisions for renewal of natural resources	094	0	0
5 Provisions for warranty obligations	095	0	0
6 Other provisions	096	139,405	152,869





# BALANCE SHEET

balance as at 31.12.2024, submitter: AD Plastik d.d. (in EUR)

	ITEM 1	ADP CODE 2	LAST DAY OF THE PRECEDING BUSI- NESS YEAR 3	AT THE REPORTING DATE OF THE CU- RRENT PERIOD 4
<b>C</b>	<b>LONG-TERM LIABILITIES</b> (ADP 098 to 108)	<b>097</b>	<b>29,662,888</b>	<b>17,506,537</b>
	1 Liabilities to undertakings within the Group	098	0	0
	2 Liabilities for loans, deposits, etc. of undertakings within the Group	099	0	0
	3 Liabilities to companies linked by virtue of participating interests	100	0	0
	4 Liabilities for loans, deposits etc. of companies linked by virtue of participating interests	101	0	0
	5 Liabilities for loans, deposits etc.	102	0	0
	6 Liabilities to banks and other financial institutions	103	27,899,385	16,178,242
	7 Liabilities for advance payments	104	0	0
	8 Liabilities to suppliers	105	0	0
	9 Liabilities for securities	106	0	0
	10 Other long-term liabilities	107	1,383,248	948,040
	11 Deferred tax liability	108	380,255	380,255
<b>D</b>	<b>SHORT-TERM LIABILITIES</b> (ADP 110 to 123)	<b>109</b>	<b>41,902,216</b>	<b>47,966,074</b>
	1 Liabilities to undertakings within the Group	110	1,586,216	1,627,532
	2 Liabilities for loans, deposits, etc. of undertakings within the Group	111	0	0
	3 Liabilities to companies linked by virtue of participating interests	112	0	12,595
	4 Liabilities for loans, deposits etc. of companies linked by virtue of participating interests	113	0	0
	5 Liabilities for loans, deposits etc.	114	2,507,562	1,904,117
	6 Liabilities to banks and other financial institutions	115	14,545,531	22,561,559
	7 Liabilities for advance payments	116	5,298,078	877,947
	8 Liabilities to suppliers	117	14,517,845	16,366,974
	9 Liabilities for securities	118	0	0
	10 Liabilities to employees	119	1,229,385	1,349,880
	11 Taxes, contributions and similar liabilities	120	583,294	1,138,188
	12 Liabilities arising from the share in the result	121	22,349	22,349
	13 Liabilities arising from fixed assets held for sale	122	0	0
	14 Other short-term liabilities	123	1,611,956	2,104,933
<b>E</b>	<b>ACCRUALS AND DEFERRED INCOME</b>	<b>124</b>	<b>843,221</b>	<b>603,842</b>
<b>F</b>	<b>TOTAL – LIABILITIES</b> (ADP 067+090+097+109+124)	<b>125</b>	<b>163,907,732</b>	<b>157,951,461</b>
<b>G</b>	<b>OFF-BALANCE SHEET ITEMS</b>	<b>126</b>	<b>8,332,098</b>	<b>9,222,292</b>

# STATEMENT OF PROFIT AND LOSS

for the period 1.1.2024 to 31.12.2024  
Submitter: AD Plastik d.d. (in EUR)

ITEM 1	ADP CODE 2	SAME PERIOD OF THE PREVIOUS YEAR		CURRENT PERIOD	
		CUMULATIVE 3	QUARTER 4	CUMULATIVE 5	QUARTER 6
<b>I OPERATING INCOME</b> (ADP 002 to 006)	<b>001</b>	<b>94,597,714</b>	<b>24,533,983</b>	<b>116,125,899</b>	<b>31,051,962</b>
1 Income from sales with undertakings within the Group	002	4,029,764	842,065	5,077,973	1,656,673
2 Income from sales (outside Group)	003	85,358,666	22,813,471	106,164,002	28,756,397
3 Income from the use of own products, goods and services	004	23,082	-4,068	383,287	267,286
4 Other operating income with undertakings within the Group	005	951,247	357,351	1,997,014	20,508
5 Other operating income (outside the Group)	006	4,234,955	525,164	2,503,623	351,098
<b>II OPERATING EXPENSES</b> (ADP 008+009+013+017+018+019+022+029)	<b>007</b>	<b>98,286,400</b>	<b>25,716,421</b>	<b>116,693,571</b>	<b>31,246,240</b>
1 Changes in inventories of work in progress and finished goods	008	85,144	-236,753	-40,836	-367,040
<b>2 Material costs</b> (ADP 010 to 012)	<b>009</b>	<b>65,565,915</b>	<b>16,926,878</b>	<b>81,978,243</b>	<b>21,998,650</b>
a) Costs of raw materials and consumables	010	44,694,247	11,835,851	45,429,375	12,635,179
b) Costs of goods sold	011	11,922,440	2,604,383	28,125,206	6,970,022
c) Other external costs	012	8,949,228	2,486,644	8,423,662	2,393,449
<b>3 Staff costs</b> (ADP 014 to 016)	<b>013</b>	<b>20,080,791</b>	<b>4,943,363</b>	<b>21,200,188</b>	<b>5,637,011</b>
a) Net salaries and wages	014	12,543,577	3,089,591	13,287,538	3,552,429
b) Tax and contributions from salary costs	015	4,941,804	1,206,462	5,171,377	1,361,025
c) Contributions on salaries	016	2,595,410	647,310	2,741,273	723,557
4 Depreciation	017	7,293,222	1,913,787	8,288,632	2,406,195
5 Other costs	018	4,243,560	1,359,736	4,511,004	993,745
<b>6 Value adjustments</b> (ADP 020+021)	<b>019</b>	<b>0</b>	<b>0</b>	<b>0</b>	<b>0</b>
a) fixed assets other than financial assets	020	0	0	0	0
b) current assets other than financial assets	021	0	0	0	0
<b>7 Provisions</b> (ADP 023 to 028)	<b>022</b>	<b>172,077</b>	<b>172,077</b>	<b>140,867</b>	<b>140,867</b>
a) Provisions for pensions, termination benefits and similar obligations	023	17,520	17,520	133,553	133,553
b) Provisions for tax liabilities	024	0	0	0	0
c) Provisions for ongoing legal cases	025	12,667	12,667	7,314	7,314
d) Provisions for renewal of natural resources	026	0	0	0	0
e) Provisions for warranty obligations	027	0	0	0	0
f) Other provisions	028	141,890	141,890	0	0
8 Other operating expenses	029	845,691	637,333	615,473	436,812



# STATEMENT OF PROFIT AND LOSS

for the period 1.1.2024 to 31.12.2024  
Submitter: AD Plastik d.d. (in EUR)

ITEM 1	ADP CODE 2	SAME PERIOD OF THE PREVIOUS YEAR		CURRENT PERIOD	
		CUMULATIVE 3	QUARTER 4	CUMULATIVE 5	QUARTER 6
<b>III FINANCIAL INCOME</b> (ADP 031 to 040)	<b>030</b>	<b>5,336,901</b>	<b>2,570,423</b>	<b>4,127,407</b>	<b>1,058,512</b>
1 Income from investments in holdings (shares) of undertakings within the Group	031	0	0	0	0
2 Income from investments in holdings (shares) of companies linked by virtue of participating interests	032	4,960,006	2,476,477	3,470,385	855,032
3 Income from other long-term financial investment and loans granted to undertakings within the Group	033	0	0	0	0
4 Other interest income from operations with undertakings within the Group	034	376,723	93,868	594,431	143,621
5 Exchange rate differences and other financial income from operations with undertakings within the Group	035	0	0	0	0
6 Income from other long-term financial investments and loans	036	0	0	0	0
7 Other interest income	037	172	78	158	35
8 Exchange rate differences and other financial income	038	0	0	2,609	0
9 Unrealised gains (income) from financial assets	039	0	0	0	0
10 Other financial income	040	0	0	59,824	59,824
<b>IV FINANCIAL EXPENSES</b> (ADP 042 to 048)	<b>041</b>	<b>836,327</b>	<b>431,030</b>	<b>3,610,251</b>	<b>2,614,568</b>
1 Interest expenses and similar expenses with undertakings within the Group	042	0	0	0	0
2 Exchange rate differences and other expenses from operations with undertakings within the Group	043	0	0	0	0
3 Interest expenses and similar expenses	044	651,829	246,635	1,320,374	330,178
4 Exchange rate differences and other expenses	045	20,020	19,917	5,534	47
5 Unrealised losses (expenses) from financial assets	046	0	0	0	0
6 Value adjustments of financial assets (net)	047	0	0	2,284,343	2,284,343
7 Other financial expenses	048	164,478	164,478	0	0
<b>V SHARE IN PROFIT FROM UNDERTAKINGS LINKED BY VIRTUE OF PARTICIPATING INTERESTS</b>	<b>049</b>	<b>0</b>	<b>0</b>	<b>0</b>	<b>0</b>
<b>VI SHARE IN PROFIT FROM JOINT VENTURES</b>	<b>050</b>	<b>0</b>	<b>0</b>	<b>0</b>	<b>0</b>
<b>VII SHARE IN LOSS OF COMPANIES LINKED BY VIRTUE OF PARTICIPATING INTEREST</b>	<b>051</b>	<b>0</b>	<b>0</b>	<b>0</b>	<b>0</b>
<b>VIII SHARE IN LOSS OF JOINT VENTURES</b>	<b>052</b>	<b>0</b>	<b>0</b>	<b>0</b>	<b>0</b>
<b>IX TOTAL INCOME</b> (ADP 001+030+049 +050)	<b>053</b>	<b>99,934,615</b>	<b>27,104,406</b>	<b>120,253,306</b>	<b>32,110,474</b>
<b>X TOTAL EXPENDITURE</b> (ADP 007+041+051 + 052)	<b>054</b>	<b>99,122,727</b>	<b>26,147,451</b>	<b>120,303,822</b>	<b>33,860,808</b>
<b>XI PRE-TAX PROFIT OR LOSS</b> (ADP 053-054)	<b>055</b>	<b>811,888</b>	<b>956,955</b>	<b>-50,516</b>	<b>-1,750,334</b>
1 Pre-tax profit (ADP 053-054)	056	811,888	956,955	0	0
2 Pre-tax loss (ADP 054-053)	057	0	0	-50,516	-1,750,334
<b>XII INCOME TAX</b>	<b>058</b>	<b>-227,671</b>	<b>35,189</b>	<b>-409,193</b>	<b>-409,193</b>
<b>XIII PROFIT OR LOSS FOR THE PERIOD</b> (ADP 055-059)	<b>059</b>	<b>1,039,559</b>	<b>921,766</b>	<b>358,677</b>	<b>-1,341,141</b>
1 Profit for the period (ADP 055-059)	060	1,039,559	921,766	358,677	0
2 Loss for the period (ADP 059-055)	061	0	0	0	-1,341,141



# STATEMENT OF PROFIT AND LOSS

for the period 1.1.2024 to 31.12.2024  
Submitter: AD Plastik d.d. (in EUR)

ITEM 1	ADP CODE 2	SAME PERIOD OF THE PREVIOUS YEAR		CURRENT PERIOD	
		CUMULATIVE 3	QUARTER 4	CUMULATIVE 5	QUARTER 6
<b>DISCONTINUED OPERATIONS (to be filled in by undertakings subject to IFRS only with discontinued operations)</b>					
<b>XIV PRE-TAX PROFIT OR LOSS OF DISCONTINUED OPERATIONS</b> (ADP 063-064)	<b>062</b>	<b>0</b>	<b>0</b>	<b>0</b>	<b>0</b>
1 Pre-tax profit from discontinued operations	063	0	0	0	0
2 Pre-tax loss on discontinued operations	064	0	0	0	0
<b>XV INCOME TAX OF DISCONTINUED OPERATIONS</b>	<b>065</b>	<b>0</b>	<b>0</b>	<b>0</b>	<b>0</b>
1 Discontinued operations profit for the period (ADP 062-065)	066	0	0	0	0
2 Discontinued operations loss for the period (ADP 065-062)	067	0	0	0	0
<b>TOTAL OPERATIONS (to be filled in only by undertakings subject to IFRS with discontinued operations)</b>					
<b>XVI PRE-TAX PROFIT OR LOSS</b> (ADP 055+062)	<b>068</b>	<b>0</b>	<b>0</b>	<b>0</b>	<b>0</b>
1 Pre-tax profit (ADP 068)	069	0	0	0	0
2 Pre-tax loss (ADP 068)	070	0	0	0	0
<b>XVII INCOME TAX</b> (ADP 058+065)	<b>071</b>	<b>0</b>	<b>0</b>	<b>0</b>	<b>0</b>
<b>XVIII PROFIT OR LOSS FOR THE PERIOD</b> (ADP 068-071)	<b>072</b>	<b>0</b>	<b>0</b>	<b>0</b>	<b>0</b>
1 Profit for the period (ADP 068-071)	073	0	0	0	0
2 Loss for the period (ADP 071-068)	074	0	0	0	0
<b>APPENDIX to the P&amp;L (to be filled in by undertakings that draw up consolidated annual financial statements)</b>					
<b>XIX PROFIT OR LOSS FOR THE PERIOD</b> (ADP 076+077)	<b>075</b>	<b>0</b>	<b>0</b>	<b>0</b>	<b>0</b>
1 Attributable to owners of the parent	076	0	0	0	0
2 Attributable to minority (non-controlling) interest	077	0	0	0	0



# STATEMENT OF PROFIT AND LOSS

for the period 1.1.2024 to 31.12.2024  
Submitter: AD Plastik d.d. (in EUR)

ITEM 1	ADP CODE 2	SAME PERIOD OF THE PREVIOUS YEAR		CURRENT PERIOD		
		CUMULATIVE 3	QUARTER 4	CUMULATIVE 5	QUARTER 6	
<b>STATEMENT OF OTHER COMPREHENSIVE INCOME (to be filled in by undertakings subject to IFRS)</b>						
I	PROFIT OR LOSS FOR THE PERIOD	078	1,039,559	921,766	358,677	-1,341,141
II	<b>OTHER COMPREHENSIVE INCOME/LOSS BEFORE TAX</b> (ADP 80+ 87)	<b>079</b>	<b>0</b>	<b>0</b>	<b>0</b>	<b>0</b>
III	Items that will not be reclassified to profit or loss (ADP 081 to 085)	<b>080</b>	<b>0</b>	<b>0</b>	<b>0</b>	<b>0</b>
	1 Changes in revaluation reserves of fixed tangible and intangible assets	081	0	0	0	0
	2 Gains or losses from subsequent measurement of equity instruments at fair value through other comprehensive income	082	0	0	0	0
	3 Fair value changes of financial liabilities at fair value through statement of profit or loss, attributable to changes in their credit risk	083	0	0	0	0
	4 Actuarial gains/losses on the defined benefit obligation	084	0	0	0	0
	5 Other items that will not be reclassified	085	0	0	0	0
	6 Income tax relating to items that will not be reclassified	086	0	0	0	0
IV	Items that may be reclassified to profit or loss (ADP 088 to 095)	<b>087</b>	<b>0</b>	<b>0</b>	<b>0</b>	<b>0</b>
	1 Exchange rate differences from translation of foreign operations	088	0	0	0	0
	2 Gains or losses from subsequent measurement of debt securities at fair value through other comprehensive income	089	0	0	0	0
	3 Profit or loss arising from effective cash flow hedging	090	0	0	0	0
	4 Profit or loss arising from effective hedge of a net investment in a foreign operation	091	0	0	0	0
	5 Share in other comprehensive income/loss of companies linked by virtue of participating interests	092	0	0	0	0
	6 Changes in fair value of the time value of option	093	0	0	0	0
	7 Changes in fair value of forward elements of forward contracts	094	0	0	0	0
	8 Other items that may be reclassified to profit or loss	095	0	0	0	0
	9 Income tax relating to items that may be reclassified to profit or loss	096	0	0	0	0
V	<b>NET OTHER COMPREHENSIVE INCOME OR LOSS</b> (ADP 080+087- 086 - 096)	<b>097</b>	<b>0</b>	<b>0</b>	<b>0</b>	<b>0</b>
VI	<b>COMPREHENSIVE INCOME OR LOSS FOR THE PERIOD</b> (ADP 078+097)	<b>098</b>	<b>1,039,559</b>	<b>921,766</b>	<b>358,677</b>	<b>-1,341,141</b>

## APPENDIX to the Statement on comprehensive income (to be filled in by undertakings that draw up consolidated statements)

VII	<b>COMPREHENSIVE INCOME OR LOSS FOR THE PERIOD</b> (ADP 100+101)	<b>099</b>	<b>0</b>	<b>0</b>	<b>0</b>	<b>0</b>
	1 Attributable to owners of the parent	100	0	0	0	0
	2 Attributable to minority (non-controlling) interest	101	0	0	0	0

# STATEMENT OF CASH FLOWS

## (INDIRECT METHOD)

for the period 1.1.2024 to 31.12.2024  
Submitter: AD Plastik d.d. (in EUR)

ITEM 1	ADP CODE 2	SAME PERIOD OF THE PREVIO- US YEAR 3	CURRENT PERIOD 4
<b>CASH FLOW FROM OPERATING ACTIVITIES</b>			
1 Pre-tax profit	001	811,888	-50,516
<b>2 Adjustments</b> (ADP 003 to 010)	<b>002</b>	<b>-1,093,906</b>	<b>5,852,393</b>
a) Depreciation	003	7,293,222	8,288,632
b) Gains and losses from sale and value adjustment of fixed tangible and intangible assets	004	-3,602,285	-1,905,401
c) Gains and losses from sale and unrealised gains and losses and value adjustment of financial assets	005	0	2,224,519
d) Interest and dividend income	006	-5,336,901	-4,064,974
e) Interest expenses	007	651,829	1,320,374
f) Provisions	008	-625	140,867
g) Exchange rate differences (unrealised)	009	-78	189
h) Other adjustments for non-cash transactions and unrealised gains and losses	010	-99,068	-151,813
<b>I Cash flow increase or decrease before changes in working capital</b> (ADP 001+002)	<b>011</b>	<b>-282,018</b>	<b>5,801,877</b>
<b>3 Changes in the working capital</b> (ADP 013 to 016)	<b>012</b>	<b>-11,005,012</b>	<b>9,499,069</b>
a) Increase or decrease in short-term liabilities	013	5,632,152	-1,839,513
b) Increase or decrease in short-term receivables	014	-7,645,967	1,015,877
c) Increase or decrease in inventories	015	-8,991,197	10,322,705
d) Other increase or decrease in working capital	016	0	0
<b>II Cash from operations</b> (ADP 011+012)	<b>017</b>	<b>-11,287,030</b>	<b>15,300,946</b>
4 Interest paid	018	-562,717	-1,351,963
5 Income tax paid	019	0	0
<b>A NET CASH FLOW FROM OPERATING ACTIVITIES</b> (ADP 017 to 019)	<b>020</b>	<b>-11,849,747</b>	<b>13,948,983</b>



# STATEMENT OF CASH FLOWS

## (INDIRECT METHOD)

for the period 1.1.2024 to 31.12.2024  
Submitter: AD Plastik d.d. (in EUR)

ITEM 1	ADP CODE 2	SAME PERIOD OF THE PREVIO- US YEAR 3	CURRENT PERIOD 4
<b>CASH FLOW FROM INVESTMENT ACTIVITIES</b>			
1 Cash receipts from sales of fixed tangible and intangible assets	021	4,491,898	2,092,498
2 Cash receipts from sales of financial instruments	022	0	0
3 Interest received	023	120,856	158
4 Dividends received	024	4,341,348	617,862
5 Cash receipts from repayment of loans and deposits	025	1,124,525	2,093,432
6 Other cash receipts from investment activities	026	0	0
<b>III Total cash receipts from investment activities</b> (ADP 021 to 026)	<b>027</b>	<b>10,078,627</b>	<b>4,803,950</b>
1 Cash payments for the purchase of fixed tangible and intangible assets	028	-7,349,625	-11,358,301
2 Cash payments for the acquisition of financial instruments	029	0	0
3 Cash payments for loans and deposits for the period	030	0	0
4 Acquisition of a subsidiary, net of cash acquired	031	0	0
5 Other cash payments from investment activities	032	0	0
<b>IV Total cash payments from investment activities</b> (ADP 028 to 032)	<b>033</b>	<b>-7,349,625</b>	<b>-11,358,301</b>
<b>B NET CASH FLOW FROM INVESTMENT ACTIVITIES</b> (ADP 027 +033)	<b>034</b>	<b>2,729,002</b>	<b>-6,554,351</b>
<b>CASH FLOW FROM FINANCING ACTIVITIES</b>			
1 Cash receipts from the increase in initial (subscribed) capital	035	0	0
2 Cash receipts from the issue of equity financial instruments and debt financial instruments	036	0	0
3 Cash receipts from credit principals, loans and other borrowings	037	34,051,010	21,398,231
4 Other cash receipts from financing activities	038	0	0
<b>V Total cash receipts from financing activities</b> (ADP 035 to 038)	<b>039</b>	<b>34,051,010</b>	<b>21,398,231</b>
1 Cash payments for the repayment of credit principals, loans and other borrowings and debt financial instruments	040	-25,874,640	-26,172,395
2 Cash payments for dividends	041	0	0
3 Cash payments for finance lease	042	-1,015,188	-994,767
4 Cash payments for the redemption of treasury shares and decrease in initial (subscribed) capital	043	0	0
5 Other cash payments from financing activities	044	0	0
<b>VI Total cash payments from financing activities</b> (ADP 040 to 044)	<b>045</b>	<b>-26,889,828</b>	<b>-27,167,162</b>
<b>C NET CASH FLOW FROM FINANCING ACTIVITIES</b> (ADP 039 +045)	<b>046</b>	<b>7,161,182</b>	<b>-5,768,931</b>
1 Unrealised exchange rate differences in respect of cash and cash equivalents	047	78	-189
<b>D NET INCREASE OR DECREASE IN CASH FLOWS</b> (ADP 020+034+046+047)	<b>048</b>	<b>-1,959,485</b>	<b>1,625,512</b>
<b>E CASH AND CASH EQUIVALENTS AT THE BEGINNING OF THE PERIOD</b>	<b>049</b>	<b>2,378,004</b>	<b>418,519</b>
<b>F CASH AND CASH EQUIVALENTS AT THE END OF THE PERIOD</b> (ADP 048+049)	<b>050</b>	<b>418,519</b>	<b>2,044,031</b>

The amount of cash and cash equivalents at the end of the current period includes an overdraft balance on accounts totaling EUR 1,001,989.

# STATEMENT OF CHANGES IN EQUITY

for the period 1.1.2024 to 31.12.2024  
Submitter: AD Plastik d.d. (in EUR)

Item	ADP code	Attributable to owners of the parent															Minority (non-controlling) interest	Total capital and reserves	
		Initial (subscribed) capital	Capital reserves	Legal reserves	Reserves for treasury shares	Treasury shares and holdings (deductible item)	Statutory reserves	Other reserves	Revaluation reserves	Fair value of financial assets through other comprehensive income (available for sale)	Cash flow hedge - effective portion	Hedge of a net investment in a foreign operation - effective portion	Other fair value reserves	Exchange rate differences from translation of foreign operations	Retained profit / loss brought forward	Profit/loss for the business year			Total attributable to owners of the parent
1	2	3	4	5	6	7	8	9	10	11	12	13	14	15	16	17	18 (3 to 6 - 7 + 8 to 17)	19	20 (18+19)
<b>PREVIOUS PERIOD</b>																			
1 Balance on the first day of the previous business year	01	55,738,058	25,402,255	813,439	2,772,641	921,001	0	6,880,988	0	0	0	0	0	0	13,101,826	-13,743,480	90,044,726	0	90,044,726
2 Changes in accounting policies	02	0	0	0	0	0	0	0	0	0	0	0	0	0	0	0	0	0	0
3 Correction of errors	03	0	0	0	0	0	0	0	0	0	0	0	0	0	0	0	0	0	0
4 Balance on the first day of the previous business year (restated) (ADP 01 to 03)	04	55,738,058	25,402,255	813,439	2,772,641	921,001	0	6,880,988	0	0	0	0	0	0	13,101,826	-13,743,480	90,044,726	0	90,044,726
5 Profit/loss of the period	05	0	0	0	0	0	0	0	0	0	0	0	0	0	0	1,039,559	1,039,559	0	1,039,559
6 Exchange rate differences from translation of foreign operations	06	0	0	0	0	0	0	0	0	0	0	0	0	0	0	0	0	0	0
7 Changes in revaluation reserves of fixed tangible and intangible assets	07	0	0	0	0	0	0	0	0	0	0	0	0	0	0	0	0	0	0
8 Gains or losses from subsequent measurement of financial assets at fair value through other comprehensive income (available for sale)	08	0	0	0	0	0	0	0	0	0	0	0	0	0	0	0	0	0	0
9 Profit or loss arising from effective cash flow hedge	09	0	0	0	0	0	0	0	0	0	0	0	0	0	0	0	0	0	0
10 Profit or loss arising from effective hedge of a net investment in a foreign operation	10	0	0	0	0	0	0	0	0	0	0	0	0	0	0	0	0	0	0
11 Share in other comprehensive income/loss of companies linked by virtue of participating interests	11	0	0	0	0	0	0	0	0	0	0	0	0	0	0	0	0	0	0
12 Actuarial gains/losses on the defined benefit obligation	12	0	0	0	0	0	0	0	0	0	0	0	0	0	0	0	0	0	0
13 Other changes in equity unrelated to owners	13	0	0	0	0	0	0	0	0	0	0	0	0	0	0	0	0	0	0
14 Tax on transactions recognised directly in equity	14	0	0	0	0	0	0	0	0	0	0	0	0	0	0	0	0	0	0





# STATEMENT OF CHANGES IN EQUITY

for the period 1.1.2024 to 31.12.2024  
Submitter: AD Plastik d.d. (in EUR)

Item	ADP code	Attributable to owners of the parent															Minority (non-controlling) interest	Total capital and reserves	
		Initial (subscribed) capital	Capital reserves	Legal reserves	Reserves for treasury shares	Treasury shares and holdings (deductible item)	Statutory reserves	Other reserves	Revaluation reserves	Fair value of financial assets through other comprehensive income (available for sale)	Cash flow hedge - effective portion	Hedge of a net investment in a foreign operation - effective portion	Other fair value reserves	Exchange rate differences from translation of foreign operations	Retained profit / loss brought forward	Profit/loss for the business year			Total attributable to owners of the parent
1	2	3	4	5	6	7	8	9	10	11	12	13	14	15	16	17	18 (3 to 6 - 7 + 8 to 17)	19	20 (18+19)
15 Decrease in initial (subscribed) capital (other than arising from the pre-bankruptcy settlement procedure or from the reinvestment of profit)	15	0	0	0	0	0	0	0	0	0	0	0	0	0	0	0	0	0	0
16 Decrease in initial (subscribed) capital arising from the pre-bankruptcy settlement procedure	16	0	0	0	0	0	0	0	0	0	0	0	0	0	0	0	0	0	0
17 Decrease in initial (subscribed) capital arising from the reinvestment of profit	17	0	0	0	0	0	0	0	0	0	0	0	0	0	0	0	0	0	0
18 Redemption of treasury shares/holdings	18	0	0	0	0	0	0	0	0	0	0	0	0	0	0	0	0	0	0
19 Payments from members/shareholders	19	0	0	0	0	0	0	0	0	0	0	0	0	0	0	0	0	0	0
20 Payment of share in profit/dividend	20	0	0	0	0	0	0	0	0	0	0	0	0	0	0	0	0	0	0
21 Other distributions and payments to members/shareholders	21	-1,143,466	482,217	0	0	-49,874	0	0	0	0	0	0	0	0	641,654	0	30,279	0	30,279
22 Transfer to reserves according to the annual schedule	22	0	0	0	0	0	0	0	0	0	0	0	0	0	-13,743,480	13,743,480	0	0	0
23 Increase in reserves arising from the pre-bankruptcy settlement procedure	23	0	0	0	0	0	0	0	0	0	0	0	0	0	0	0	0	0	0
<b>24 Balance on the last day of the previous business year reporting period (ADP 04 to 23)</b>	<b>24</b>	<b>54,594,592</b>	<b>25,884,472</b>	<b>813,439</b>	<b>2,772,641</b>	<b>871,127</b>	<b>0</b>	<b>6,880,988</b>	<b>0</b>	<b>0</b>	<b>0</b>	<b>0</b>	<b>0</b>	<b>0</b>	<b>0</b>	<b>1,039,559</b>	<b>91,114,564</b>	<b>0</b>	<b>91,114,564</b>
<b>APPENDIX TO THE STATEMENT OF CHANGES IN EQUITY (to be filled in by undertakings that draw up financial statements in accordance with the IFRS)</b>																			
<b>I OTHER COMPREHENSIVE INCOME OF THE PREV. PERIOD, NET OF TAX (ADP 06 to 14)</b>	<b>25</b>	<b>0</b>	<b>0</b>	<b>0</b>	<b>0</b>	<b>0</b>	<b>0</b>	<b>0</b>	<b>0</b>	<b>0</b>	<b>0</b>	<b>0</b>	<b>0</b>	<b>0</b>	<b>0</b>	<b>0</b>	<b>0</b>	<b>0</b>	<b>0</b>
<b>II COMPREHENSIVE INCOME OR LOSS FOR THE PREVIOUS PERIOD (ADP 05+25)</b>	<b>26</b>	<b>0</b>	<b>0</b>	<b>0</b>	<b>0</b>	<b>0</b>	<b>0</b>	<b>0</b>	<b>0</b>	<b>0</b>	<b>0</b>	<b>0</b>	<b>0</b>	<b>0</b>	<b>0</b>	<b>1,039,559</b>	<b>1,039,559</b>	<b>0</b>	<b>1,039,559</b>
<b>III TRANSACTIONS WITH OWNERS IN THE PREVIOUS PERIOD RECOGNISED DIRECTLY IN EQUITY (ADP 15 to 23)</b>	<b>27</b>	<b>-1,143,466</b>	<b>482,217</b>	<b>0</b>	<b>0</b>	<b>-49,874</b>	<b>0</b>	<b>0</b>	<b>0</b>	<b>0</b>	<b>0</b>	<b>0</b>	<b>0</b>	<b>0</b>	<b>-13,101,826</b>	<b>13,743,480</b>	<b>30,279</b>	<b>0</b>	<b>30,279</b>



# STATEMENT OF CHANGES IN EQUITY

for the period 1.1.2024 to 31.12.2024  
Submitter: AD Plastik d.d. (in EUR)

Item	ADP code	Attributable to owners of the parent															Minority (non-controlling) interest	Total capital and reserves	
		Initial (subscribed) capital	Capital reserves	Legal reserves	Reserves for treasury shares	Treasury shares and holdings (deductible item)	Statutory reserves	Other reserves	Revaluation reserves	Fair value of financial assets through other comprehensive income (available for sale)	Cash flow hedge - effective portion	Hedge of a net investment in a foreign operation - effective portion	Other fair value reserves	Exchange rate differences from translation of foreign operations	Retained profit / loss brought forward	Profit/loss for the business year			Total attributable to owners of the parent
1	2	3	4	5	6	7	8	9	10	11	12	13	14	15	16	17	18 (3 to 6 - 7 + 8 to 17)	19	20 (18+19)
<b>CURRENT PERIOD</b>																			
1 Balance on the first day of the current business year	28	54,594,592	25,884,472	813,439	2,772,641	871,127	0	6,880,988	0	0	0	0	0	0	0	1,039,559	91,114,564	0	91,114,564
2 Changes in accounting policies	29	0	0	0	0	0	0	0	0	0	0	0	0	0	0	0	0	0	0
3 Correction of errors	30	0	0	0	0	0	0	0	0	0	0	0	0	0	0	0	0	0	0
4 Balance on the first day of the current business year (restated) (AOP 28 to 30)	31	54,594,592	25,884,472	813,439	2,772,641	871,127	0	6,880,988	0	0	0	0	0	0	0	1,039,559	91,114,564	0	91,114,564
5 Profit/loss of the period	32	0	0	0	0	0	0	0	0	0	0	0	0	0	0	358,677	358,677	0	358,677
6 Exchange rate differences from translation of foreign operations	33	0	0	0	0	0	0	0	0	0	0	0	0	0	0	0	0	0	0
7 Changes in revaluation reserves of fixed tangible and intangible assets	34	0	0	0	0	0	0	0	0	0	0	0	0	0	0	0	0	0	0
8 Gains or losses from subsequent measurement of financial assets at fair value through other comprehensive income (available for sale)	35	0	0	0	0	0	0	0	0	0	0	0	0	0	0	0	0	0	0
9 Profit or loss arising from effective cash flow hedge	36	0	0	0	0	0	0	0	0	0	0	0	0	0	0	0	0	0	0
10 Profit or loss arising from effective hedge of a net investment in a foreign operation	37	0	0	0	0	0	0	0	0	0	0	0	0	0	0	0	0	0	0
11 Share in other comprehensive income/loss of companies linked by virtue of participating interests	38	0	0	0	0	0	0	0	0	0	0	0	0	0	0	0	0	0	0
12 Actuarial gains/losses on the defined benefit obligation	39	0	0	0	0	0	0	0	0	0	0	0	0	0	0	0	0	0	0
13 Other changes in equity unrelated to owners	40	0	0	0	0	0	0	0	0	0	0	0	0	0	0	0	0	0	0
14 Tax on transactions recognised directly in equity	41	0	0	0	0	0	0	0	0	0	0	0	0	0	0	0	0	0	0



# STATEMENT OF CHANGES IN EQUITY

for the period 1.1.2024 to 31.12.2024  
Submitter: AD Plastik d.d. (in EUR)

Item	ADP code	Attributable to owners of the parent															Minority (non-controlling) interest	Total capital and reserves	
		Initial (subscribed) capital	Capital reserves	Legal reserves	Reserves for treasury shares	Treasury shares and holdings (deductible item)	Statutory reserves	Other reserves	Revaluation reserves	Fair value of financial assets through other comprehensive income (available for sale)	Cash flow hedge - effective portion	Hedge of a net investment in a foreign operation - effective portion	Other fair value reserves	Exchange rate differences from translation of foreign operations	Retained profit / loss brought forward	Profit/loss for the business year			Total attributable to owners of the parent
1	2	3	4	5	6	7	8	9	10	11	12	13	14	15	16	17	18 (3 to 6 - 7 + 8 to 17)	19	20 (18+19)
15 Decrease in initial (subscribed) capital (other than arising from the pre-bankruptcy settlement procedure or from the reinvestment of profit)	42	0	0	0	0	0	0	0	0	0	0	0	0	0	0	0	0	0	0
16 Decrease in initial (subscribed) capital arising from the pre-bankruptcy settlement procedure	43	0	0	0	0	0	0	0	0	0	0	0	0	0	0	0	0	0	0
17 Decrease in initial (subscribed) capital arising from the reinvestment of profit	44	0	0	0	0	0	0	0	0	0	0	0	0	0	0	0	0	0	0
18 Redemption of treasury shares/holdings	45	0	0	0	0	0	0	0	0	0	0	0	0	0	0	0	0	0	0
19 Payments from members/shareholders	46	0	0	0	0	0	0	0	0	0	0	0	0	0	0	0	0	0	0
20 Payment of share in profit/dividend	47	0	0	0	0	0	0	0	0	0	0	0	0	0	0	0	0	0	0
21 Other distributions and payments to members/shareholders	48	0	-45,069	0	-1,901,514	-77,532	0	2,228,614	0	0	0	0	0	0	-327,099	0	32,464	0	32,464
22 Carryforward per annual plane	49	0	0	0	0	0	0	0	0	0	0	0	0	0	1,039,559	-1,039,559	0	0	0
23 Increase in reserves arising from the pre-bankruptcy settlement procedure	50	0	0	0	0	0	0	0	0	0	0	0	0	0	0	0	0	0	0
<b>24 Balance on the last day of the current business year reporting period (ADP 31 to 50)</b>	<b>51</b>	<b>54,594,592</b>	<b>25,839,403</b>	<b>813,439</b>	<b>871,127</b>	<b>793,595</b>	<b>0</b>	<b>9,109,602</b>	<b>0</b>	<b>0</b>	<b>0</b>	<b>0</b>	<b>0</b>	<b>0</b>	<b>712,460</b>	<b>358,677</b>	<b>91,505,705</b>	<b>0</b>	<b>91,505,705</b>
<b>APPENDIX TO THE STATEMENT OF CHANGES IN EQUITY (to be filled in by undertakings that draw up financial statements in accordance with the IFRS)</b>																			
<b>I OTHER COMPREHENSIVE INCOME FOR THE CURRENT PERIOD, NET OF TAX (ADP 33 to 41)</b>	<b>52</b>	<b>0</b>	<b>0</b>	<b>0</b>	<b>0</b>	<b>0</b>	<b>0</b>	<b>0</b>	<b>0</b>	<b>0</b>	<b>0</b>	<b>0</b>	<b>0</b>	<b>0</b>	<b>0</b>	<b>0</b>	<b>0</b>	<b>0</b>	<b>0</b>
<b>II COMPREHENSIVE INCOME OR LOSS FOR THE CURRENT PERIOD (ADP 32 to 52)</b>	<b>53</b>	<b>0</b>	<b>0</b>	<b>0</b>	<b>0</b>	<b>0</b>	<b>0</b>	<b>0</b>	<b>0</b>	<b>0</b>	<b>0</b>	<b>0</b>	<b>0</b>	<b>0</b>	<b>0</b>	<b>358,677</b>	<b>358,677</b>	<b>0</b>	<b>358,677</b>
<b>III TRANSACTIONS WITH OWNERS IN THE CURRENT PERIOD RECOGNISED DIRECTLY IN EQUITY (ADP 42 to 50)</b>	<b>54</b>	<b>0</b>	<b>-45,069</b>	<b>0</b>	<b>-1,901,514</b>	<b>-77,532</b>	<b>0</b>	<b>2,228,614</b>	<b>0</b>	<b>0</b>	<b>0</b>	<b>0</b>	<b>0</b>	<b>0</b>	<b>712,460</b>	<b>-1,039,559</b>	<b>32,464</b>	<b>0</b>	<b>32,464</b>

# NOTES TO FINANCIAL STATEMENTS - QFS

(DRAWN UP FOR QUARTERLY REPORTING PERIODS)

<b>Name of the issuer</b>	<b>AD Plastik d.d.</b>
<b>Headquarter</b>	<b>Ul. Antuna Gustava Matoša 8, 21210, Solin, Croatia</b>
<b>OIB</b> (Personal identification number)	<b>48351740621</b>
<b>MBS</b>	<b>060007090</b>
<b>Reporting period</b>	<b>1. 1. 2024. to 31. 12. 2024.</b>

Notes to financial statements are available as part of AD Plastik Group's Unaudited financial statement. Unaudited financial statement is available on Zagreb Stock Exchange website.

AD Plastik Group Integrated annual report for 2023 year is available on Zagreb Stock Exchange website.

Same accounting policies are applied while drawing up financial statements for current reporting period as in the latest annual financial statements.

AD Plastik d.d. has issued corporate guarantees for the needs of subsidiaries in the following amounts: to banks EUR 7,700 thousand and to suppliers EUR 1,044 thousand.

AD Plastik d.d. currently has no debts due after more than five years.

The average number of employees of AD Plastik d.d. in the period from 01.01.2024. to 31.12.2024. was 1,101.

In intangible assets in the period from 01.01.2024. to 31.12.2024., the cost of net salaries and wages of EUR 551,667, the cost of taxes and contributions from salaries of EUR 214,703 and the cost of contributions to salaries of EUR 113,811 were capitalized.

Deffered tax assets balance increased by EUR 409 thousand in the reporting period. Deferred tax assets of AD Plastik d.d. on 31.12.2023. amounts to EUR 2,603 thousand, while the deferred tax liability amounts to EUR 380 thousand.

The difference in cash and cash equivalents in the statement of cash flows compared to the statement of financial position, amounting to EUR 1,002 thousand, relates to the overdraft balance on the current account.

# MANAGEMENT'S STATEMENT OF RESPONSIBILITY

Solin, February 2025

The financial statements of AD Plastik Group and the Company AD Plastik d.d. Solin are prepared in accordance with the International Financial Reporting Standards (IFRS) and the Croatian Law on Accounting.

The unaudited consolidated financial statements of AD Plastik Group and the financial statements of the Company AD Plastik d.d. for the period from January 1 to December 31 2024, give a complete and true review of the assets and liabilities, profit and loss,

financial position and business activities of the issuers and companies included in the consolidation as a whole.

The management report for the period until December 31 2024, contains an accurate and true display of the development and results of the business activities of the Company with a description of the most significant risks and uncertainties to which the Company is exposed.

**Marinko Došen**  
President of the  
Management Board



**Mladen Peroš**  
Member of the  
Management Board



**Josip Divić**  
Member of the  
Management Board



The Company is registered at the Court Register of the Commercial Court of Split under the Registered Company Number (MBS): 060007090  
Company Identification Number (OIB): 48351740621  
IBAN: HR04 2340 0091 1101 5371 1, Privredna banka Zagreb d.d., Zagreb



The share capital in the amount of EUR 54,594,592.00 was paid in full.  
AD Plastik issued a total of 4,199,584 ordinary shares, in the nominal amount of EUR 13.00  
President of the Management Board: Marinko Došen  
Management Board members: Mladen Peroš, Josip Divić  
President of the Supervisory Board: Ivica Tolić

Your needs. Our drive.

