



2024

**INTERIM REPORT BY MANAGEMENT OF  
AD PLASTIK GROUP AND AD PLASTIK D.D. SOLIN  
FOR THE FIRST SIX MONTHS OF 2024**

# AD PLASTIK GROUP AND AD PLASTIK D.D. SOLIN

## REPORTS FOR THE PERIOD JANUARY 1, 2024 - JUNE 30, 2024




The financial statements of all companies within the AD Plastik Group have been prepared on the going concern basis.

The most recent annual financial statements are available on the Zagreb Stock Exchange website at the following link:



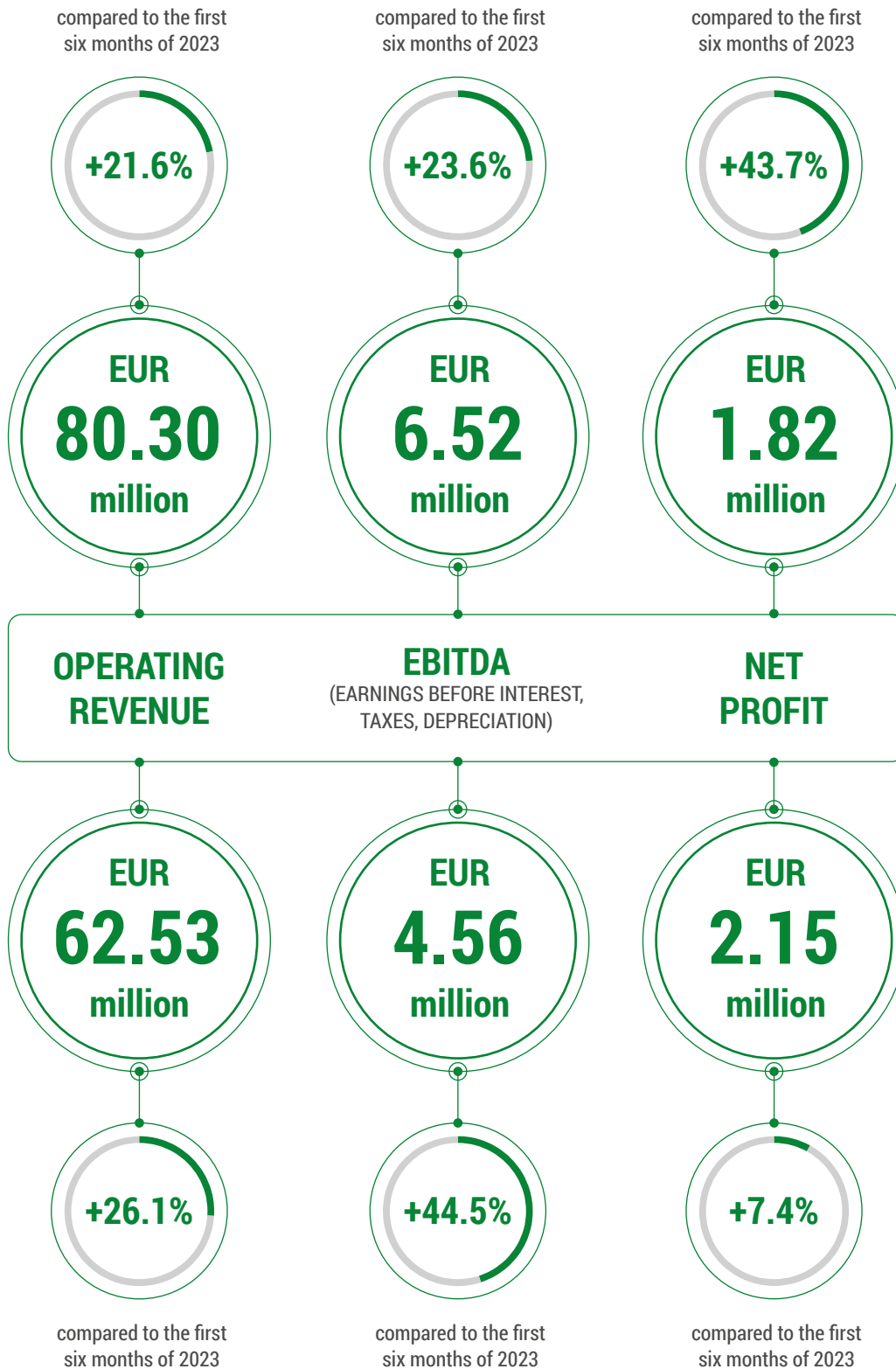
The same accounting policies have been applied in preparing the financial statements for the quarterly reporting period as in the most recent annual financial statements.

Contents .....	2
<b>1 A BRIEF OVERVIEW .....</b>	<b>3</b>
A brief overview in numbers .....	4
Comment by Marinko Došen, President of the Management Board ...	5
<b>2 FINANCIAL INDICATORS .....</b>	<b>6</b>
Financial results for the first six months of 2024 .....	7
Operating revenue and market trends .....	11
Affiliated company EAPS .....	12
ADPL share .....	14
Alternative performance measures .....	16
<b>3 FINANCIAL STATEMENT OF AD PLASTIK GROUP .....</b>	<b>18</b>
Issuer's general data .....	19
Balance sheet .....	20
Statement of profit and loss .....	24
Statement of cash flows (indirect method) .....	28
Statement of changes in equity .....	30
Notes to Financial Statements - QFS .....	34
<b>4 FINANCIAL STATEMENT OF THE COMPANY AD PLASTIK .....</b>	<b>35</b>
Issuer's general data .....	36
Balance sheet .....	37
Statement of profit and loss .....	41
Statement of cash flows (indirect method) .....	45
Statement of changes in equity .....	47
Notes to Financial Statements - QFS .....	51
<b>MANAGEMENT'S STATEMENT OF RESPONSIBILITY .....</b>	<b>52</b>



# **A BRIEF OVERVIEW**

# A BRIEF OVERVIEW IN NUMBERS



AD PLASTIK GROUP

AD PLASTIK D.D.

# COMMENT BY MARINKO DOŠEN, PRESIDENT OF THE MANAGEMENT BOARD

We present you the financial results of AD Plastik Group for the first six months of 2024, showing a continued trend of market and business recovery for our company.

The achieved results are based on the successful implementation of new projects whose serial production began during the reporting period. Our industrialization and project activities remain in full swing. By the end of the year, we expect the start of serial production for an additional six projects, and those started in the first half of the year are moving successfully towards reaching the contracted quantities. Simultaneously, our sales activities are very intense, strengthening our position and contributing to further growth. During the reporting period, we sealed new deals worth EUR 9.2 million, and in the second half of the year, we expect this trend to continue and new additional deals to be signed.

Our operating revenue for the first six months increased by 21.6 percent compared to the same period last year, amounting to EUR 80.30 million. The Group's EBITDA is up by 23.6 percent, reaching EUR 6.52 million. The Group's net profit amounts to EUR 1.82 million, marking a 43.7 percent growth. These results are primarily due to the sale of tools for new projects, and we expect to see the full impact of the new projects realization once the contracted quantities are achieved.

Investments in development, specific equipment, and returnable packaging for new projects continue, while at the same time, we have recorded a reduction in indebtedness compared to the end of last year. Our commitment to maintaining financial stability, increasing capacity utilization, and growing profitability remains unchanged. We believe that the continued implementation of new projects, intense sales activities, and our strategic focus on development and quality will contribute to the continuation of positive business trends for our group.

We are sure that our knowledge and experience can lead to even greater success and ensure stable and prosperous growth for our company. We look to the future with optimism, aware of the challenges and opportunities that we must overcome.



Marinko Došen  
President of the Management Board




# **FINANCIAL INDICATORS**

# FINANCIAL RESULTS FOR THE FIRST SIX MONTHS OF 2024

AD Plastik Group is comprised of the following companies during the reporting period:

- AD Plastik d.d., Croatia
- AD Plastik Tisza Kft., Hungary
- ADP d.o.o., Serbia
- AD Plastik d.o.o., Slovenia
- AO AD Plastik Togliatti, Russia
- ZAO AD Plastik Kaluga, Russia

(hereinafter: AD Plastik Group)



The continuation of AD Plastik Group's recovery trend is clearly visible in the financial results for the first six months of 2024. Compared to the same period last year, the Group's operating revenue increased by 21.6 percent, reaching EUR 80.30 million. The parent company achieved operating revenue of EUR 62.53 million, representing a growth of 26.1 percent. The main driver of this growth in the observed period were the new projects for which serial production began this year.

Earnings before Interest, Taxes, Depreciation and Amortization (EBITDA) at the Group level amounted to EUR 6.52 million, which is 23.6 percent higher compared to the first half of last year. In the parent company, EBITDA increased by 44.5 percent, reaching EUR 4.56 million. The significant increase in EBITDA is a result of the sale of tools for projects whose serial production began during the reporting period, while the full impact of new projects on capacity utilization and profitability is expected upon reaching the contracted quantities for all new projects.

The Group's net profit in the first six months amounted to EUR 1.82 million, which is a growth of 43.7 percent in relation to the comparative period. At the same time, the parent company's profit increased by 7.4 percent and amounted to EUR 2.15 million.

The replacement of old vehicle models with new ones in serial production has led to a more modest contribution from the Romanian company to the Group's results compared to the same period last year. EAPS's profit for the first six months

amounted to EUR 2.89 million, but an increase in net profit is expected with the increase in quantities of new vehicle models during the rest of the year. Although more modest than in the comparative period, the positive impact on the results of the parent company has been made by the decision on dividend payment of the Romanian company.

The company's project and industrialization activities remain highly intensive. The collection for part of the tooling during the reporting period has positively impacted debt levels, while investments in development, specific equipment, and returnable packaging for new projects continue. The industrialization activities, which involve workforce engagement, utilization of production capacities, and practical production trials, affect profitability. However, with the start of serial production for all projects and the achievement of full contracted quantities, a positive impact on capacity utilization, profitability, and debt levels is expected.

The company's sales activities are focused on the European market, where new deals worth EUR 9.2 million have been sealed in the first six months. The company is also working very intensively on sealing deals on new projects.

The company's main goals remain unchanged, with continued emphasis on maintaining financial stability and increasing capacity utilization, alongside improved cost efficiency and growth in profitability. At the same time, the company's primary focus is on the operational goals of successfully implementing new projects and starting their serial production.

## KEY PERFORMANCE INDICATORS

Indicators (in EUR 000)	AD Plastik Group			AD Plastik d.d.		
	2Q 2023	2Q 2024	Index	2Q 2023	2Q 2024	Index
Operating revenue	66,037	80,299	121.6	49,593	62,534	126.1
Sales revenue	62,472	77,384	123.9	46,240	59,051	127.7
Operating expenses	65,913	78,845	119.6	50,087	61,779	123.3
EBITDA*	5,276	6,522	123.6	3,155	4,560	144.5
EBITDA last 4 quarters*	3,391	8,457	249.4	1,706	5,009	293.7
Net profit	1,268	1,822	143.7	1,997	2,146	107.4
NFD*	42,062	43,501	103.4	37,927	41,378	109.1
EBITDA margin *	7.99%	8.12%	13 bps	6.36%	7.29%	93 bps
Net profit margin *	1.92%	2.27%	35 bps	4.03%	3.43%	-60 bps
ROE*	-0.53%	-0.71%	-	-1.05%	1.28%	-
Capex*	3,437	7,290	212.09	2,197	6,283	286.0

\* In addition to the measures defined by International Financial Reporting Standards (IFRS), AD Plastik Group also uses alternative performance measures in its reports. An overview and definition of the measures used in this document are provided in Addendum 1.

## OPERATING EXPENSES

Operating expenses (in EUR 000)	AD Plastik Group			AD Plastik d.d.		
	2Q 2023	2Q 2024	Index	2Q 2023	2Q 2024	Index
<b>OPERATING EXPENSES</b>	<b>65,913</b>	<b>78,845</b>	<b>119.6</b>	<b>50,087</b>	<b>61,779</b>	<b>123.3</b>
Changes in the value of work in process and finished products	574	86	15.1	457	209	45.7
Material costs	42,746	53,898	126.1	33,735	44,892	133.1
Staff costs	14,749	15,388	104.3	10,223	10,340	101.2
Amortization	5,152	5,068	98.4	3,649	3,804	104.3
Other costs	2,390	2,408	100.8	1,873	2,410	128.7
Other operating expenses	302	1,996	662.1	150	124	82.7




## NET FINANCIAL RESULT

In the first six months, slight positive exchange rate differences were achieved, unlike the comparative period where they were negative. This is attributed to the strengthening of the Russian ruble and the weakening of the Hungarian forint.

However, in the reporting period there was a negative impact from interests due to the increase in variable interest rates and the higher cost of new debt within the Group and the parent company.

Net financial result (in EUR 000)	AD Plastik Group			AD Plastik d.d.		
	2Q 2023	2Q 2024	Index	2Q 2023	2Q 2024	Index
<b>FINANCIAL REVENUE</b>	<b>29</b>	<b>272</b>	<b>930.7</b>	<b>2,673</b>	<b>2,047</b>	<b>76.6</b>
Positive exchange rate differences	-	55	-	0	-	-
Interest income	29	217	742.3	189	304	160.8
Dividends	-	-	-	2,484	1,744	70.2
<b>FINANCIAL EXPENSES</b>	<b>1,503</b>	<b>801</b>	<b>53.3</b>	<b>236</b>	<b>657</b>	<b>278.3</b>
Negative exchange rate differences	1,154	-	-	-	4	-
Interest expenses	349	801	229.4	236	652	276.4
<b>FINANCIAL RESULT</b>	<b>-1,474</b>	<b>-529</b>	<b>-</b>	<b>2,437</b>	<b>1,390</b>	<b>57.1</b>





## FINANCIAL POSITION

Abbreviated balance sheet (in 000 EUR)	AD Plastik Group			AD Plastik d.d.		
	31 Dec 2023	30 June 2024	Index	31 Dec 2023	30 June 2024	Index
<b>ASSETS</b>	<b>189,136</b>	<b>186,389</b>	<b>98.6</b>	<b>163,908</b>	<b>160,998</b>	<b>98.2</b>
Noncurrent assets	124,117	126,582	102.0	116,902	118,433	101.3
Current assets	63,956	58,313	91.2	46,159	41,311	89.5
Prepaid expenses and accrued income	1,062	1,495	140.7	846	1,254	148.2
<b>LIABILITIES</b>	<b>90,673</b>	<b>85,338</b>	<b>94.1</b>	<b>72,793</b>	<b>67,737</b>	<b>93.1</b>
Noncurrent liabilities	33,500	26,320	78.6	30,048	23,443	78.0
Current liabilities	54,553	58,173	106.6	41,902	43,599	104.1
Accrued expenses and deferred revenue	2,620	844	32.2	843	696	82.5
<b>CAPITAL</b>	<b>98,463</b>	<b>101,052</b>	<b>102.6</b>	<b>91,115</b>	<b>93,260</b>	<b>102.4</b>

Despite the continued investment in development, specific equipment, and returnable packaging for new projects, the collection for part of the tooling for new projects whose serial production has started in the first six months has positively impacted the debt levels, which have decreased compared to the end of the previous year.

The Group's net financial debt amounted to EUR 43.50 million, which is a decrease of EUR 2.38 million compared to

December 31, 2023. The net financial debt of the parent company has also been reduced by EUR 2.55 million, now totaling EUR 41.38 million. Additionally, the NFD/EBITDA ratios for both the Group and the parent company are more favorable than at the end of 2023, although they remain at slightly higher levels and their further normalization is expected in the coming periods. The debt ratio has been slightly reduced compared to the end of the previous year, from 0.48 to 0.46 for the Group and from 0.44 to 0.42 for the parent company.

# OPERATING REVENUE AND MARKET TRENDS

In the first six months of this year, AD Plastik Group's operating revenue from the EU and Serbian markets increased by 17 percent compared to the same period last year, reaching EUR 70.77 million. This result is largely attributed to the aforementioned implementation of new projects. The share of these markets in the Group's total revenue has now reached 88.1 percent.

Revenue from the Russian market amounted to EUR 9.52 million, which constitutes 11.9 percent of the Group's total revenue. Russian subsidiaries remain self-sustainable and financially independent of the parent company.

Compared to the previous year, the number of newly registered vehicles in the EU increased by 4.3 percent in June, with a total growth in new vehicle sales of 4.5 percent for the first six months. A total of 5.7 million new passenger cars were registered. All major European markets have reported sales growth, with Spain experiencing the highest growth at 5.9 percent, followed by Germany and Italy with 5.4 percent growth, and France with a growth of 2.8 percent.

The largest share of sales in the EU market continues to be held by the Volkswagen Group, with a 26 percent share during the first six months and a sales growth of 4.1 percent. It is followed by Stellantis, which holds an 18 percent share and a sales growth of 0.5 percent,

and the Renault Group, with an 11.1 percent share and a 2 percent growth in sales for the first six months.

In June, there was a noticeable decline in the share of electric vehicles, with their share in the EU market now at 14.4 percent, in contrast to 15.1 percent in June of the previous year. For the first six months, the sales of electric vehicles have shown a slight increase of 1.3 percent, plug-in hybrids experienced a decline of 2.58 percent, while sales of electric hybrids have seen a significant rise of 22.3 percent, resulting in a notable increase in electric hybrids market share, which reached 29.5 percent in June. The number of newly registered gasoline

vehicles remains relatively stable, with a slight decrease in sales of 0.5 percent for the first six months. Diesel vehicle sales have decreased by 7.4 percent over the same period, with their share of sales in June amounting to 12.4 percent, while the share of gasoline vehicles was 34.4 percent in June.

The total number of newly registered vehicles in the EU is increasing, which is a good indicator for the planning and development of activities of AD Plastik Group which develops and manufactures interior and exterior components for all types of vehicles, regardless of the propulsion type.



# AFFILIATED COMPANY EAPS

## AD PLASTIK GROUP WITH THE CONSOLIDATION OF THE CORRESPONDING OWNERSHIP PART IN THE AFFILIATED COMPANY



In order to present a clearer picture of the business, a comparable, shortened, consolidated profit and loss account of AD Plastik Group for the first six months of 2023 and 2024 has been created, with the profit and loss account of the affiliated company Euro Auto Plastic Systems s.r.l. Mioveni, Romania (50 percent of ownership of AD Plastik d.d.).

Positions (in EUR 000)	2Q 2023	2Q 2024	Index
<b>OPERATING REVENUE</b>	<b>90,722</b>	<b>107,972</b>	<b>119.0</b>
<b>OPERATING EXPENSES</b>	<b>87,378</b>	<b>104,644</b>	<b>119.8</b>
Material costs	55,790	68,779	123.3
Staff costs	18,489	19,615	106.1
Amortization	5,839	5,800	99.3
Other costs	7,260	10,450	144.0
<b>FINANCIAL REVENUE</b>	<b>877</b>	<b>545</b>	<b>62.1</b>
<b>FINANCIAL EXPENSES</b>	<b>2,425</b>	<b>1,249</b>	<b>51.5</b>
<b>TOTAL REVENUE</b>	<b>91,599</b>	<b>108,517</b>	<b>118.5</b>
<b>TOTAL EXPENSES</b>	<b>89,802</b>	<b>105,893</b>	<b>117.9</b>
Profit before taxation	1,797	2,624	146.0
Profit tax	529	802	151.7
<b>PROFIT OF THE PERIOD</b>	<b>1,268</b>	<b>1,821</b>	<b>143.7</b>
<b>EBITDA</b>	<b>9,184</b>	<b>9,128</b>	<b>99.4</b>

The operating revenue of AD Plastik Group with the consolidated corresponding ownership part in the affiliated company amounted to EUR 107.97 million, which was an increase of 19 percent in relation to the comparative period, while EBITDA amounted to EUR 9.13 million. ►

# AFFILIATED COMPANY EAPS

## ► ABBREVIATED P/L AND THE BALANCE SHEET OF THE AFFILIATED COMPANY EAPS



EAPS results have been included in the results of AD Plastik Group by the equity method. Generated operating revenue of the Romanian company has increased by 11.6 percent, amounting to EUR 56.73 million. Due to the previously mentioned replacement from older to newer models' production and the associated costs, the net profit has decreased in relation to the comparative period, totaling EUR 2.89 million. In the second part of the year, an increase in volumes is expected, which will result in better capacity utilization and higher profits.

In the reporting period, the investments of this company amounted to EUR 3.55 million, primarily directed towards the acceptance of new projects and the renewal of machinery, which began last year. As of June 30, 2024, the cash balance on the company's account amounted to EUR 10.92 million.

EAPS primarily generates its revenue in the Romanian market from the Dacia customer and, to a lesser extent, it supplies its products to the markets of Brazil, Colombia, Argentina, and Morocco.

Positions (in EUR 000)	2Q 2023	2Q 2024	Index
Operating revenue	50,818	56,728	111.6
Operating expenses	-44,378	-52,980	119.4
Net financial result	-148	-350	236.2
Profit before taxation	6,293	3,398	54.0
Profit tax	-780	-505	64.7
Profit of the period	5,512	2,893	52.5

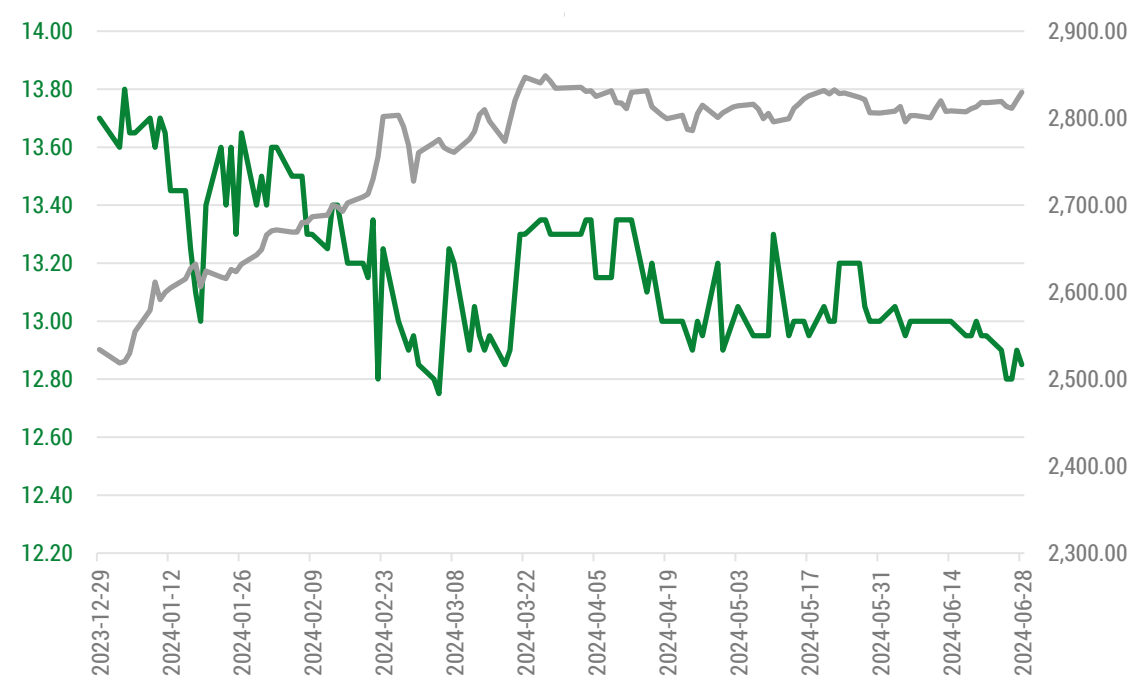
100% realization shown

Positions (in EUR 000)	2Q 2023	2Q 2024	Index
Noncurrent assets	19,478	24,460	125.6
Current assets	38,767	45,216	116.6
<b>TOTAL ASSETS</b>	<b>58,245</b>	<b>69,676</b>	<b>119.6</b>
Capital + provisions	21,015	24,119	114.8
Noncurrent liabilities and provisions	1,271	4,048	318.5
Current liabilities	35,959	41,509	115.4
<b>TOTAL LIABILITIES</b>	<b>58,245</b>	<b>69,676</b>	<b>119.6</b>

# ADPL SHARE

## ADPL SHARE PRICE AND CROBEX INDEX BEHAVIOR

**- 6.2% ADPL + 11.7% CROBEX**



ADPL	2023	2Q 2024	Index
Final price (EUR)	13.7	12.9	93.8
Average price (EUR)	14.2	13.2	92.7
The highest price (EUR)	17.2	13.9	80.8
The lowest price (EUR)	10.5	12.8	121.4
Volume	346,352	203,394	58.7
Turnover (EUR)	4,927,042	2,680,584	54.4
Market capitalization (EUR)*	57,534,301	53,964,654	93.8
EPS (EUR)*	-0.3	-0.1	-

\* In addition to the measures defined by International Financial Reporting Standards (IFRS), AD Plastik Group also uses alternative performance measures in its reports. An overview and definition of the measures used in this document are provided in Addendum 1.



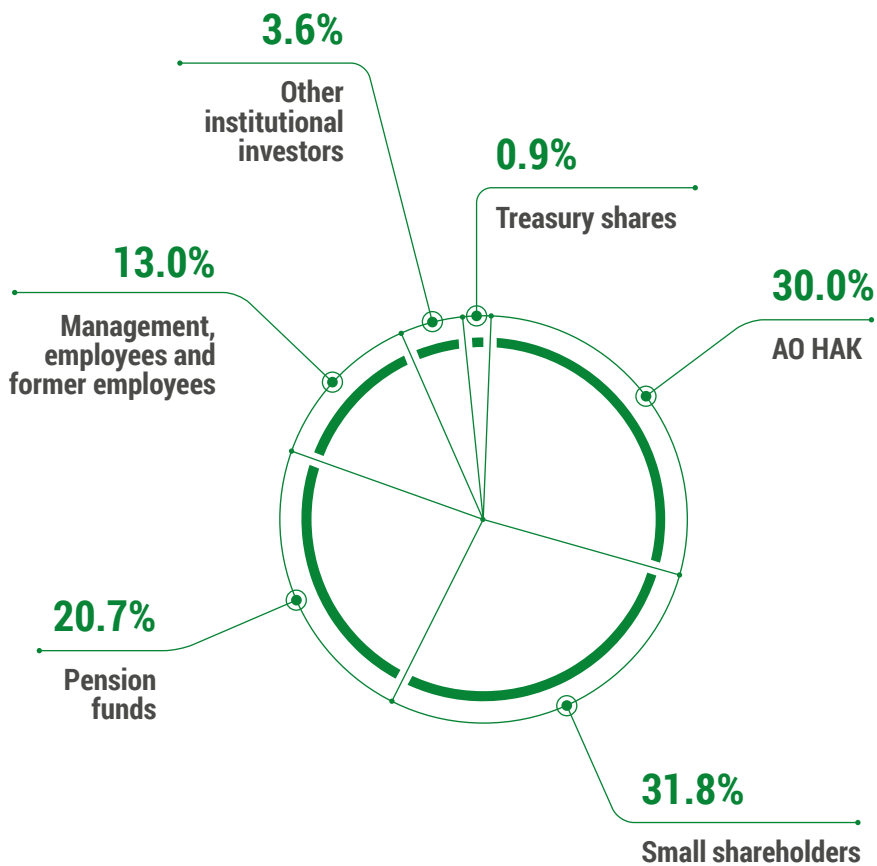
# ADPL SHARE

▶ Although there are still significant geopolitical instabilities and risks, capital markets have experienced growth in the first six months of this year. All major global indices, including those related to the automotive industry, have risen. At the same time, the share prices of peer companies do not have a positive sign number. Central bank interest rates remain high, which also affects capital market

movements, but a decrease in these rates is expected in the coming periods.

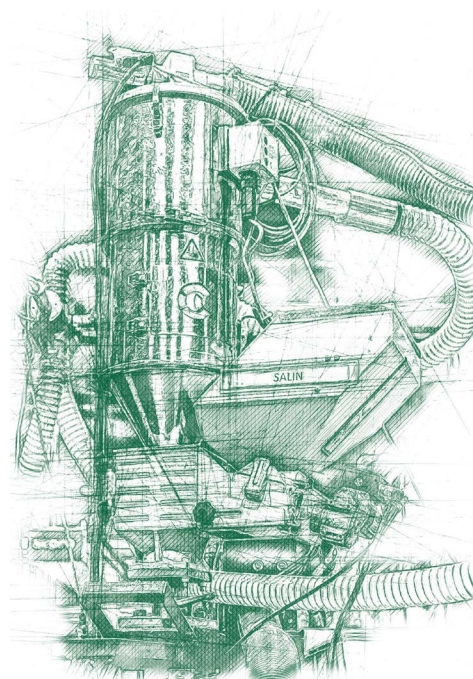
The value of the ADPL share in the reporting period decreased by 6.2 percent compared to the end of 2023, with the share price standing at EUR 12.90 as of June 30, 2024. During the same period, the Crobex value increased by 11.7 percent.

## OWNERSHIP STRUCTURE AS OF JUNE 30, 2024



# ALTERNATIVE PERFORMANCE MEASURES

In addition to the financial performance measures defined by International Financial Reporting Standards (IFRS), AD Plastik Group also uses certain alternative performance measures in its reports, considering them useful for business performance analysis for investors. Alternative performance measures show comparative periods so that the company's results can be compared over different periods.



## EBITDA AND EBITDA MARGIN

EBITDA (Earnings before Interest, Taxes, Depreciation and Amortization) represent the operating profit (operating revenue minus operating expenses) increased by amortization of tangible and intangible assets. The company also presents an EBITDA margin that represents a percentage of EBITDA relative to operating revenue.

## NET PROFIT MARGIN

It is calculated by the ratio of realized net profit and operating revenue. The company uses this measure to track its profitability relative to operating revenue.

## NET DEBT AND NET DEBT IN RELATION TO EBITDA

Net debt represents the sum of short-term and long-term liabilities to banks and short-term and long-term loans to non-banking companies, minus cash and cash equivalents. AD Plastik Group uses the ratio of net debt to EBITDA as an indicator of financial stability and

the company's ability to repay its financial obligations. When calculating the indicators on a quarterly basis, the EBITDA realized in the last four quarters is taken into account.

AD Plastik Group (in EUR 000)	31 Dec 2023	30 June 2024
Non-bank loans	3,127	2,458
Noncurrent liabilities to banks	30,367	23,023
Current liabilities to banks	16,431	22,235
Cash	-4,042	-4,216
<b>Net financial debt</b>	<b>45,882</b>	<b>43,501</b>

AD Plastik d.d. (in EUR 000)	31 Dec 2023	30 June 2024
Non-bank loans	2,508	1,907
Noncurrent liabilities to banks	27,899	20,953
Current liabilities to banks	14,546	20,538
Cash	-1,025	-2,019
<b>Net financial debt</b>	<b>43,928</b>	<b>41,378</b>





# ALTERNATIVE PERFORMANCE MEASURES

## ▶ ROE

This measure is used to monitor the realized return on equity. It is calculated on an annual and quarterly basis. When calculating the indicators on an annual basis, the ratio is the net profit of the current period and the average value of equity (the average value of equity at the end of the reporting period and equity at the beginning of the reporting period). At the quarterly level, it is calculated by the ratio of net profit for the last four quarters and the average value of equity (average value of equity at the end of the reporting period and equity at the end of the same period of the previous year).

## CAPEX

Capital investments are indirect cash flow position and they are related to payments for tangible and intangible assets. This measure is used as an indicator of the use of funds to achieve future economic flows and ensure the distribution of funds in accordance with the Group's strategy.

## INDEBTEDNESS RATIO

The indebtedness ratio is the ratio of total liabilities to total assets. This measure is used to monitor the company's financial risk in terms of growth of liabilities in relation to assets.

## MARKET CAPITALIZATION

Market capitalization is the total market value of the company, and it is calculated as the product of the total number of shares and the last share price on the day of the reporting period.

	31 Dec 2023	30 June 2024
Last price in the period (EUR)	13.7	12.9
Number of shares (000)	4,200	4,200
<b>Market capitalization (in EUR 000)</b>	<b>57,534</b>	<b>53,965</b>

## EPS and P/E

These measures are used so that investors can analyze the value of the share. Earnings per share (EPS) are calculated by dividing net profit by the weighted average number of shares. The quarterly calculation uses the net profit realized in the last four quarters.

	31 Dec 2023	30 June 2024
Net profit/loss of the period (in EUR 000)	-1,271	-331
Average weighted number of shares (000)	4,159	4,161
<b>EPS (EUR)</b>	<b>-0.31</b>	<b>-0.08</b>

P/E is the ratio of price to earnings per share (EPS). The price represents the share price on the last day of the reporting period, and in the quarterly calculation, net profit represents the realized profit in the last four quarters.



# **FINANCIAL STATEMENT OF AD PLASTIK GROUP**

# ISSUER'S GENERAL DATA

## ANNEX 1

Reporting period:	01. 01. 2024	to	30. 06. 2024
Year:	2024	Quarter:	2

### QUARTERLY FINANCIAL STATEMENTS

Registration number (MB):	03440494	Issuer's home Member State code:	HR
Entity's registration number (MBS):	060007090		
Personal identification number (OIB):	48351740621	LEI:	549300NFX18SRZHNT751
Institution code:	382		
Name of the issuer:	AD PLASTIK d.d.		
Postcode and town:	21210	Solin	
Street and house number:	Matoševa 8		
E-mail address:	informacije@adplastik.hr		
Web address:	www.adplastik.hr		
Number of employees (end of the reporting period):	1815		
Consolidated report:	KD	(KN-not consolidated/KD-consolidated)	
Audited:	RN	(RN-not audited/RD-audited)	

Names of subsidiaries (according to IFRS):	Registered office:	MB
AD PLASTIK d.d.	Solin, Croatia	03440494
AO AD PLASTIK TOGLIATTI	Samara, Russian Federation	1036300221935
ZAO AD PLASTIK KALUGA	Kaluga, Russian Federation	1074710000320
AD PLASTIK TISZA Kft.	Tiszaújváros, Hungary	12800821-2932-133-05
ADP d.o.o.	Mladenovac, Serbia	20787538
AD PLASTIK d.o.o.	Novo Mesto, Slovenia	1214985000
Bookkeeping firm:	NO	(Yes/No)
Contact person:	Jurun Krešimir	(only name and surname of the contact person)
Telephone:	021/206-663	
E-mail address:	kresimir.jurun@adplastik.hr	
Audit firm:		(name of the audit firm)
Certified auditor:		(name and surname)

# BALANCE SHEET

balance as at 30.6.2024, submitter: AD Plastik Group (in EUR)

ITEM 1	ADP CODE 2	LAST DAY OF THE PRECEDING BUSI- NESS YEAR 3	AT THE REPORTING DATE OF THE CU- RRENT PERIOD 4
<b>ASSETS</b>			
<b>A RECEIVABLES FOR SUBSCRIBED CAPITAL UNPAID</b>	<b>001</b>	<b>0</b>	<b>0</b>
<b>B FIXED ASSETS</b> (ADP 003+010+020+031+036)	<b>002</b>	<b>124,117,227</b>	<b>126,581,544</b>
<b>I. INTANGIBLE ASSETS</b> (ADP 004 to 009)	<b>003</b>	<b>11,962,756</b>	<b>11,916,203</b>
1 Research and development	004	3,318,626	2,488,644
2 Concessions, patents, licences, trademarks, software and other rights	005	243,784	207,001
3 <i>Goodwill</i>	006	2,390,912	2,390,912
4 Advances for the purchase of intangible assets	007	0	0
5 Intangible assets in preparation	008	5,743,494	6,682,479
6 Other intangible assets	009	265,940	147,167
<b>II TANGIBLE ASSETS</b> (ADP 011 to 019)	<b>010</b>	<b>97,247,073</b>	<b>100,137,922</b>
1 Land	011	18,275,491	18,297,931
2 Buildings	012	34,959,231	34,941,800
3 Plant and equipment	013	26,952,464	25,612,633
4 Tools, working inventory and transportation assets	014	4,616,302	4,757,644
5 Biological assets	015	0	0
6 Advances for the purchase of tangible assets	016	247,018	449,974
7 Tangible assets in preparation	017	6,369,785	9,790,475
8 Other tangible assets	018	2,570,331	3,044,954
9 Investment property	019	3,256,451	3,242,511
<b>III FIXED FINANCIAL ASSETS</b> (ADP 021 to 030)	<b>020</b>	<b>11,871,996</b>	<b>11,574,927</b>
1 Investments in holdings (shares) of undertakings within the group	021	0	0
2 Investments in other securities of undertakings within the group	022	0	0
3 Loans, deposits, etc. to undertakings within the group	023	0	0
4. Investments in holdings (shares) of companies linked by virtue of participating interests	024	11,871,996	11,574,927
5 Investment in other securities of companies linked by virtue of participating interests	025	0	0
6 Loans, deposits etc. to companies linked by virtue of participating interests	026	0	0
7 Investments in securities	027	0	0
8 Loans, deposits, etc. given	028	0	0
9 Other investments accounted for using the equity method	029	0	0
10 Other fixed financial assets	030	0	0
<b>IV RECEIVABLES</b> (ADP 032 to 035)	<b>031</b>	<b>0</b>	<b>0</b>
1 Receivables from undertakings within the group	032	0	0
2 Receivables from companies linked by virtue of participating interests	033	0	0
3 Customer receivables	034	0	0
4 Other receivables	035	0	0
<b>V DEFERRED TAX ASSETS</b>	<b>036</b>	<b>3,035,402</b>	<b>2,952,492</b>



# BALANCE SHEET

balance as at 30.6.2024, submitter: AD Plastik Group (in EUR)

	ITEM 1	ADP CODE 2	LAST DAY OF THE PRECEDING BUSI- NESS YEAR 3	AT THE REPORTING DATE OF THE CU- RRENT PERIOD 4
<b>C</b>	<b>CURRENT ASSETS</b> (ADP 038+046+053+063)	<b>037</b>	<b>63,956,366</b>	<b>58,313,076</b>
	<b>I INVENTORIES</b> (ADP 039 to 045)	<b>038</b>	<b>32,288,256</b>	<b>25,123,396</b>
	1 Raw materials and consumables	039	9,990,039	10,092,433
	2 Work in progress	040	1,835,504	1,949,153
	3 Finished goods	041	3,203,063	3,025,559
	4 Merchandise	042	12,185,378	5,907,963
	5 Advances for inventories	043	5,074,272	4,148,288
	6 Fixed assets held for sale	044	0	0
	7 Biological assets	045	0	0
	<b>II RECEIVABLES</b> (ADP 047 to 052)	<b>046</b>	<b>27,625,652</b>	<b>28,972,374</b>
	1 Receivables from undertakings within the group	047	0	0
	2 Receivables from companies linked by virtue of participating interests	048	1,123,466	2,518,878
	3 Customer receivables	049	20,410,598	22,716,006
	4 Receivables from employees and members of the undertaking	050	109,578	97,491
	5 Receivables from government and other institutions	051	4,811,458	2,718,263
	6 Other receivables	052	1,170,552	921,736
	<b>III CURRENT FINANCIAL ASSETS</b> (ADP 054 to 062)	<b>053</b>	<b>0</b>	<b>1,686</b>
	1 Investments in holdings (shares) of undertakings within the group	054	0	0
	2 Investments in other securities of undertakings within the group	055	0	0
	3 Loans, deposits, etc. to undertakings within the group	056	0	0
	4 Investments in holdings (shares) of companies linked by virtue of participating interests	057	0	0
	5 Investment in other securities of companies linked by virtue of participating interests	058	0	0
	6 Loans, deposits etc. to companies linked by virtue of participating interests	059	0	0
	7 Investments in securities	060	0	0
	8 Loans, deposits, etc. given	061	0	1,686
	9 Other financial assets	062	0	0
	<b>IV CASH AT BANK AND IN HAND</b>	<b>063</b>	<b>4,042,458</b>	<b>4,215,620</b>
<b>D</b>	<b>PREPAID EXPENSES AND ACCRUED INCOME</b>	<b>064</b>	<b>1,062,268</b>	<b>1,494,713</b>
<b>E</b>	<b>TOTAL ASSETS</b> (ADP 001+002+037+064)	<b>065</b>	<b>189,135,861</b>	<b>186,389,333</b>
<b>F</b>	<b>OFF-BALANCE SHEET ITEMS</b>	<b>066</b>	<b>8,332,098</b>	<b>13,335,640</b>



# BALANCE SHEET

balance as at 30.6.2024, submitter: AD Plastik Group (in EUR)

ITEM 1	ADP CODE 2	LAST DAY OF THE PRECEDING BUSI- NESS YEAR 3	AT THE REPORTING DATE OF THE CU- RRENT PERIOD 4
<b>LIABILITIES</b>			
<b>A CAPITAL AND RESERVES</b> (ADP 068 to 070+076+077+083+086+089)	<b>067</b>	<b>98,463,360</b>	<b>101,051,791</b>
I INITIAL (SUBSCRIBED) CAPITAL	068	54,594,592	54,594,592
II CAPITAL RESERVES	069	25,938,305	25,938,305
<b>III RESERVES FROM PROFIT</b> (ADP 071+072-073+074+075)	<b>070</b>	<b>9,684,939</b>	<b>9,395,942</b>
1 Legal reserves	071	885,798	885,798
2 Reserves for treasury shares	072	2,772,641	871,127
3 Treasury shares and holdings (deductible item)	073	-871,127	-871,127
4 Statutory reserves	074	16,639	16,639
5 Other reserves	075	6,880,988	8,493,505
IV REVALUATION RESERVES	076	-3,796,100	-2,923,717
<b>V FAIR VALUE RESERVES AND OTHER</b> (ADP 078 to 082)	<b>077</b>	<b>-6,626,452</b>	<b>-6,512,064</b>
1 Financial assets at fair value through other comprehensive income (i.e. available for sale)	078	0	0
2 Cash flow hedge - effective portion	079	0	0
3 Hedge of a net investment in a foreign operation - effective portion	080	0	0
4 Other fair value reserves	081	0	0
5 Exchange differences arising from the translation of foreign operations (consolidation)	082	-6,626,452	-6,512,064
<b>VI RETAINED PROFIT OR LOSS BROUGHT FORWARD</b> (ADP 084-085)	<b>083</b>	<b>19,939,404</b>	<b>18,737,228</b>
1 Retained profit	084	19,939,404	18,737,228
2 Loss brought forward	085	0	0
<b>VII PROFIT OR LOSS FOR THE BUSINESS YEAR</b> (ADP 087-088)	<b>086</b>	<b>-1,271,328</b>	<b>1,821,505</b>
1 Profit for the business year	087	0	1,821,505
2 Loss for the business year	088	1,271,328	0
VIII MINORITY (NON-CONTROLLING) INTEREST	089	0	0
<b>B PROVISIONS</b> (ADP 091 to 096)	<b>090</b>	<b>460,819</b>	<b>460,670</b>
1 Provisions for pensions, termination benefits and similar obligations	091	316,408	316,416
2 Provisions for tax liabilities	092	0	0
3 Provisions for ongoing legal cases	093	0	0
4 Provisions for renewal of natural resources	094	0	0
5 Provisions for warranty obligations	095	0	0
6 Other provisions	096	144,411	144,254



# BALANCE SHEET

balance as at 30.6.2024, submitter: AD Plastik Group (in EUR)

	ITEM 1	ADP CODE 2	LAST DAY OF THE PRECEDING BUSI- NESS YEAR 3	AT THE REPORTING DATE OF THE CU- RRENT PERIOD 4
<b>C</b>	<b>LONG-TERM LIABILITIES</b> (ADP 098 to 108)	<b>097</b>	<b>33,039,473</b>	<b>25,859,797</b>
	1 Liabilities to undertakings within the group	098	0	0
	2 Liabilities for loans, deposits, etc. of undertakings within the group	099	0	0
	3 Liabilities to companies linked by virtue of participating interests	100	0	0
	4 Liabilities for loans, deposits etc. of companies linked by virtue of participating interests	101	0	0
	5 Liabilities for loans, deposits etc.	102	198,956	0
	6 Liabilities to banks and other financial institutions	103	30,366,605	23,022,887
	7 Liabilities for advance payments	104	0	0
	8 Liabilities to suppliers	105	0	0
	9 Liabilities for securities	106	0	0
	10 Other long-term liabilities	107	1,618,262	1,954,749
	11 Deferred tax liability	108	855,650	882,161
<b>D</b>	<b>SHORT-TERM LIABILITIES</b> (ADP 110 to 123)	<b>109</b>	<b>54,552,644</b>	<b>58,173,004</b>
	1 Liabilities to undertakings within the group	110	0	0
	2 Liabilities for loans, deposits, etc. of undertakings within the group	111	0	0
	3 Liabilities to companies linked by virtue of participating interests	112	0	0
	4 Liabilities for loans, deposits etc. of companies linked by virtue of participating interests	113	0	0
	5 Liabilities for loans, deposits etc.	114	2,928,539	2,458,216
	6 Liabilities to banks and other financial institutions	115	16,430,659	22,235,477
	7 Liabilities for advance payments	116	10,338,924	7,768,526
	8 Liabilities to suppliers	117	18,357,590	19,674,036
	9 Liabilities for securities	118	0	0
	10 Liabilities to employees	119	1,670,786	1,486,799
	11 Taxes, contributions and similar liabilities	120	2,771,056	2,214,947
	12 Liabilities arising from the share in the result	121	22,349	22,349
	13 Liabilities arising from fixed assets held for sale	122	0	0
	14 Other short-term liabilities	123	2,032,741	2,312,654
<b>E</b>	<b>ACCRUALS AND DEFERRED INCOME</b>	<b>124</b>	<b>2,619,565</b>	<b>844,071</b>
<b>F</b>	<b>TOTAL – LIABILITIES</b> (ADP 067+090+097+109+124)	<b>125</b>	<b>189,135,861</b>	<b>186,389,333</b>
<b>G</b>	<b>OFF-BALANCE SHEET ITEMS</b>	<b>126</b>	<b>8,332,098</b>	<b>13,335,640</b>

# STATEMENT OF PROFIT AND LOSS

for the period 1.1.2024 to 30.6.2024  
Submitter: AD Plastik Group (in EUR)

ITEM 1	ADP CODE 2	SAME PERIOD OF THE PREVIOUS YEAR		CURRENT PERIOD	
		CUMULATIVE 3	QUARTER 4	CUMULATIVE 5	QUARTER 6
<b>I OPERATING INCOME</b> (ADP 002 to 006)	<b>001</b>	<b>66,037,011</b>	<b>32,969,041</b>	<b>80,298,635</b>	<b>37,941,670</b>
1 Income from sales with undertakings within the Group	002	0	0	0	0
2 Income from sales (outside Group)	003	62,471,549	31,680,163	77,383,974	36,097,421
3 Income from the use of own products, goods and services	004	58,039	17,511	122,003	102,314
4 Other operating income with undertakings within the Group	005	0	0	0	0
5 Other operating income (outside the Group)	006	3,507,423	1,271,367	2,792,658	1,741,935
<b>II OPERATING EXPENSES</b> (ADP 008+009+013+017+018+019+022+029)	<b>007</b>	<b>65,912,710</b>	<b>32,915,864</b>	<b>78,844,711</b>	<b>37,724,506</b>
1 Changes in inventories of work in progress and finished goods	008	574,068	301,426	86,443	-193,256
<b>2 Material costs</b> (ADP 010 to 012)	<b>009</b>	<b>42,745,854</b>	<b>21,343,091</b>	<b>53,898,435</b>	<b>25,099,010</b>
a) Costs of raw materials and consumables	010	32,759,995	15,909,665	32,593,217	15,944,199
b) Costs of goods sold	011	4,118,145	2,244,880	15,552,921	6,014,909
c) Other external costs	012	5,867,714	3,188,546	5,752,297	3,139,902
<b>3 Staff costs</b> (ADP 014 to 016)	<b>013</b>	<b>14,749,426</b>	<b>7,616,666</b>	<b>15,387,777</b>	<b>7,975,487</b>
a) Net salaries and wages	014	9,240,459	4,761,337	9,671,597	4,974,796
b) Tax and contributions from salary costs	015	3,485,266	1,807,340	3,579,946	1,885,322
c) Contributions on salaries	016	2,023,701	1,047,989	2,136,234	1,115,369
4 Depreciation	017	5,151,741	2,424,456	5,067,796	2,620,385
5 Other costs	018	2,390,061	1,067,572	2,407,970	726,725
<b>6 Value adjustments</b> (ADP 020+021)	<b>019</b>	<b>0</b>	<b>0</b>	<b>0</b>	<b>0</b>
a) fixed assets other than financial assets	020	0	0	0	0
b) current assets other than financial assets	021	0	0	0	0
<b>7 Provisions</b> (ADP 023 to 028)	<b>022</b>	<b>30</b>	<b>30</b>	<b>0</b>	<b>-230</b>
a) Provisions for pensions, termination benefits and similar obligations	023	0	0	0	0
b) Provisions for tax liabilities	024	0	0	0	0
c) Provisions for ongoing legal cases	025	0	0	0	0
d) Provisions for renewal of natural resources	026	0	0	0	0
e) Provisions for warranty obligations	027	0	0	0	0
f) Other provisions	028	30	30	0	-230
8 Other operating expenses	029	301,530	162,623	1,996,290	1,496,385





# STATEMENT OF PROFIT AND LOSS

for the period 1.1.2024 to 30.6.2024  
Submitter: AD Plastik Group (in EUR)

ITEM 1	ADP CODE 2	SAME PERIOD OF THE PREVIOUS YEAR		CURRENT PERIOD	
		CUMULATIVE 3	QUARTER 4	CUMULATIVE 5	QUARTER 6
<b>III FINANCIAL INCOME</b> (ADP 031 to 040)	<b>030</b>	<b>29,172</b>	<b>18,537</b>	<b>544,796</b>	<b>504,299</b>
1 Income from investments in holdings (shares) of undertakings within the Group	031	0	0	0	0
2 Income from investments in holdings (shares) of companies linked by virtue of participating interests	032	0	0	0	0
3 Income from other long-term financial investment and loans granted to undertakings within the Group	033	0	0	0	0
4 Other interest income from operations with undertakings within the Group	034	0	0	0	0
5 Exchange rate differences and other financial income from operations with undertakings within the Group	035	0	0	328,262	393,308
6 Income from other long-term financial investments and loans	036	0	0	0	0
7 Other interest income	037	29,172	18,537	216,534	110,991
8 Exchange rate differences and other financial income	038	0	0	0	0
9 Unrealised gains (income) from financial assets	039	0	0	0	0
10 Other financial income	040	0	0	0	0
<b>IV FINANCIAL EXPENSES</b> (ADP 042 to 048)	<b>041</b>	<b>1,503,195</b>	<b>972,157</b>	<b>1,074,058</b>	<b>459,170</b>
1 Interest expenses and similar expenses with undertakings within the Group	042	0	0	0	0
2 Exchange rate differences and other expenses from operations with undertakings within the Group	043	1,103,180	622,646	0	0
3 Interest expenses and similar expenses	044	349,083	200,817	800,779	413,189
4 Exchange rate differences and other expenses	045	50,932	148,694	273,279	45,981
5 Unrealised losses (expenses) from financial assets	046	0	0	0	0
6 Value adjustments of financial assets (net)	047	0	0	0	0
7 Other financial expenses	048	0	0	0	0
<b>V SHARE IN PROFIT FROM UNDERTAKINGS LINKED BY VIRTUE OF PARTICIPATING INTERESTS</b>	<b>049</b>	<b>2,756,125</b>	<b>1,471,011</b>	<b>1,446,500</b>	<b>838,370</b>
<b>VI SHARE IN PROFIT FROM JOINT VENTURES</b>	<b>050</b>	<b>0</b>	<b>0</b>	<b>0</b>	<b>0</b>
<b>VII SHARE IN LOSS OF COMPANIES LINKED BY VIRTUE OF PARTICIPATING INTEREST</b>	<b>051</b>	<b>0</b>	<b>0</b>	<b>0</b>	<b>0</b>
<b>VIII SHARE IN LOSS OF JOINT VENTURES</b>	<b>052</b>	<b>0</b>	<b>0</b>	<b>0</b>	<b>0</b>
<b>IX TOTAL INCOME</b> (ADP 001+030+049 +050)	<b>053</b>	<b>68,822,308</b>	<b>34,458,589</b>	<b>82,289,931</b>	<b>39,284,339</b>
<b>X TOTAL EXPENDITURE</b> (ADP 007+041+051 + 052)	<b>054</b>	<b>67,415,905</b>	<b>33,888,021</b>	<b>79,918,769</b>	<b>38,183,676</b>
<b>XI PRE-TAX PROFIT OR LOSS</b> (ADP 053-054)	<b>055</b>	<b>1,406,403</b>	<b>570,568</b>	<b>2,371,162</b>	<b>1,100,663</b>
1 Pre-tax profit (ADP 053-054)	056	1,406,403	570,568	2,371,162	1,100,663
2 Pre-tax loss (ADP 054-053)	057	0	0	0	0
<b>XII INCOME TAX</b>	<b>058</b>	<b>138,623</b>	<b>-16,504</b>	<b>549,657</b>	<b>347,248</b>
<b>XIII PROFIT OR LOSS FOR THE PERIOD</b> (ADP 055-059)	<b>059</b>	<b>1,267,780</b>	<b>587,072</b>	<b>1,821,505</b>	<b>753,415</b>
1 Profit for the period (ADP 055-059)	060	1,267,780	587,072	1,821,505	753,415
2 Loss for the period (ADP 059-055)	061	0	0	0	0



# STATEMENT OF PROFIT AND LOSS

for the period 1.1.2024 to 30.6.2024  
Submitter: AD Plastik Group (in EUR)

ITEM 1	ADP CODE 2	SAME PERIOD OF THE PREVIOUS YEAR		CURRENT PERIOD	
		CUMULATIVE 3	QUARTER 4	CUMULATIVE 5	QUARTER 6
<b>DISCONTINUED OPERATIONS (to be filled in by undertakings subject to IFRS only with discontinued operations)</b>					
<b>XIV PRE-TAX PROFIT OR LOSS OF DISCONTINUED OPERATIONS</b> (ADP 063-064)	<b>062</b>	<b>0</b>	<b>0</b>	<b>0</b>	<b>0</b>
1 Pre-tax profit from discontinued operations	063	0	0	0	0
2 Pre-tax loss on discontinued operations	064	0	0	0	0
<b>XV INCOME TAX OF DISCONTINUED OPERATIONS</b>	<b>065</b>	<b>0</b>	<b>0</b>	<b>0</b>	<b>0</b>
1 Discontinued operations profit for the period (ADP 062-065)	066	0	0	0	0
2 Discontinued operations loss for the period (ADP 065-062)	067	0	0	0	0
<b>TOTAL OPERATIONS (to be filled in only by undertakings subject to IFRS with discontinued operations)</b>					
<b>XVI PRE-TAX PROFIT OR LOSS</b> (ADP 055+062)	<b>068</b>	<b>0</b>	<b>0</b>	<b>0</b>	<b>0</b>
1 Pre-tax profit (ADP 068)	069	0	0	0	0
2 Pre-tax loss (ADP 068)	070	0	0	0	0
<b>XVII INCOME TAX</b> (ADP 058+065)	<b>071</b>	<b>0</b>	<b>0</b>	<b>0</b>	<b>0</b>
<b>XVIII PROFIT OR LOSS FOR THE PERIOD</b> (ADP 068-071)	<b>072</b>	<b>0</b>	<b>0</b>	<b>0</b>	<b>0</b>
1 Profit for the period (ADP 068-071)	073	0	0	0	0
2 Loss for the period (ADP 071-068)	074	0	0	0	0
<b>APPENDIX to the P&amp;L (to be filled in by undertakings that draw up consolidated annual financial statements)</b>					
<b>XIX PROFIT OR LOSS FOR THE PERIOD</b> (ADP 076+077)	<b>075</b>	<b>1,267,780</b>	<b>587,072</b>	<b>1,821,505</b>	<b>753,415</b>
1 Attributable to owners of the parent	076	1,267,780	587,072	1,821,505	753,415
2 Attributable to minority (non-controlling) interest	077	0	0	0	0



# STATEMENT OF PROFIT AND LOSS

for the period 1.1.2024 to 30.6.2024  
Submitter: AD Plastik Group (in EUR)

ITEM 1	ADP CODE 2	SAME PERIOD OF THE PREVIOUS YEAR		CURRENT PERIOD		
		CUMULATIVE 3	QUARTER 4	CUMULATIVE 5	QUARTER 6	
<b>STATEMENT OF OTHER COMPREHENSIVE INCOME (to be filled in by undertakings subject to IFRS)</b>						
I	PROFIT OR LOSS FOR THE PERIOD	078	1,267,780	587,072	1,821,505	753,415
II	<b>OTHER COMPREHENSIVE INCOME/LOSS BEFORE TAX</b> (ADP 80+ 87)	<b>079</b>	<b>-3,492,900</b>	<b>-1,849,774</b>	<b>767,324</b>	<b>930,275</b>
III	Items that will not be reclassified to profit or loss (ADP 081 to 085)	<b>080</b>	<b>0</b>	<b>0</b>	<b>0</b>	<b>0</b>
	1 Changes in revaluation reserves of fixed tangible and intangible assets	081	0	0	0	0
	2 Gains or losses from subsequent measurement of equity instruments at fair value through other comprehensive income	082	0	0	0	0
	3 Fair value changes of financial liabilities at fair value through statement of profit or loss, attributable to changes in their credit risk	083	0	0	0	0
	4 Actuarial gains/losses on the defined benefit obligation	084	0	0	0	0
	5 Other items that will not be reclassified	085	0	0	0	0
	6 Income tax relating to items that will not be reclassified	086	0	0	0	0
IV	Items that may be reclassified to profit or loss (ADP 088 to 095)	<b>087</b>	<b>-3,492,900</b>	<b>-1,849,774</b>	<b>767,324</b>	<b>930,275</b>
	1 Exchange rate differences from translation of foreign operations	088	-3,492,900	-1,849,774	767,324	930,275
	2 Gains or losses from subsequent measurement of debt securities at fair value through other comprehensive income	089	0	0	0	0
	3 Profit or loss arising from effective cash flow hedging	090	0	0	0	0
	4 Profit or loss arising from effective hedge of a net investment in a foreign operation	091	0	0	0	0
	5 Share in other comprehensive income/loss of companies linked by virtue of participating interests	092	0	0	0	0
	6 Changes in fair value of the time value of option	093	0	0	0	0
	7 Changes in fair value of forward elements of forward contracts	094	0	0	0	0
	8 Other items that may be reclassified to profit or loss	095	0	0	0	0
	9 Income tax relating to items that may be reclassified to profit or loss	096	0	224,081	0	0
V	<b>NET OTHER COMPREHENSIVE INCOME OR LOSS</b> (ADP 080+087- 086 - 096)	<b>097</b>	<b>-3,492,900</b>	<b>-2,073,855</b>	<b>767,324</b>	<b>930,275</b>
VI	<b>COMPREHENSIVE INCOME OR LOSS FOR THE PERIOD</b> (ADP 078+097)	<b>098</b>	<b>-2,225,120</b>	<b>-1,486,783</b>	<b>2,588,829</b>	<b>1,683,690</b>

## APPENDIX to the Statement on comprehensive income (to be filled in by undertakings that draw up consolidated statements)

VII	<b>COMPREHENSIVE INCOME OR LOSS FOR THE PERIOD</b> (ADP 100+101)	<b>099</b>	<b>-2,225,120</b>	<b>-1,486,783</b>	<b>2,588,829</b>	<b>1,683,690</b>
	1 Attributable to owners of the parent	100	-2,225,120	-1,486,783	2,588,829	1,683,690
	2 Attributable to minority (non-controlling) interest	101	0	0	0	0

# STATEMENT OF CASH FLOWS

## (INDIRECT METHOD)

for the period 1.1.2024 to 30.6.2024  
Submitter: AD Plastik Group (in EUR)

ITEM 1	ADP CODE 2	SAME PERIOD OF THE PREVIO- US YEAR 3	CURRENT PERIOD 4
<b>CASH FLOW FROM OPERATING ACTIVITIES</b>			
1 Pre-tax profit	001	1,406,403	2,371,162
<b>2 Adjustments</b> (ADP 003 to 010)	<b>002</b>	<b>-652,655</b>	<b>2,966,251</b>
a) Depreciation	003	5,151,741	5,067,796
b) Gains and losses from sale and value adjustment of fixed tangible and intangible assets	004	-2,347,995	-211,270
c) Gains and losses from sale and unrealised gains and losses and value adjustment of financial assets	005	0	0
d) Interest and dividend income	006	-29,172	-216,534
e) Interest expenses	007	349,083	800,779
f) Provisions	008	-16,652	0
g) Exchange rate differences (unrealised)	009	-235,405	665,763
h) Other adjustments for non-cash transactions and unrealised gains and losses	010	-3,524,255	-3,140,283
<b>I Cash flow increase or decrease before changes in working capital</b> (ADP 001+002)	<b>011</b>	<b>753,748</b>	<b>5,337,413</b>
<b>3 Changes in the working capital</b> (ADP 013 to 016)	<b>012</b>	<b>-6,358,229</b>	<b>4,571,909</b>
a) Increase or decrease in short-term liabilities	013	92,826	-2,505,510
b) Increase or decrease in short-term receivables	014	-7,293,760	-94,056
c) Increase or decrease in inventories	015	842,705	7,171,475
d) Other increase or decrease in working capital	016	0	0
<b>II Cash from operations</b> (ADP 011+012)	<b>017</b>	<b>-5,604,481</b>	<b>9,909,322</b>
4 Interest paid	018	-327,878	-802,828
5 Income tax paid	019	0	43,428
<b>A NET CASH FLOW FROM OPERATING ACTIVITIES</b> (ADP 017 to 019)	<b>020</b>	<b>-5,932,359</b>	<b>9,149,922</b>



# STATEMENT OF CASH FLOWS

## (INDIRECT METHOD)

for the period 1.1.2024 to 30.6.2024  
Submitter: AD Plastik Group (in EUR)

ITEM 1	ADP CODE 2	SAME PERIOD OF THE PREVIO- US YEAR 3	CURRENT PERIOD 4
<b>CASH FLOW FROM INVESTMENT ACTIVITIES</b>			
1 Cash receipts from sales of fixed tangible and intangible assets	021	3,160,831	809,401
2 Cash receipts from sales of financial instruments	022	0	0
3 Interest received	023	21,723	219,308
4 Dividends received	024	2,483,529	617,862
5 Cash receipts from repayment of loans and deposits	025	0	0
6 Other cash receipts from investment activities	026	0	0
<b>III Total cash receipts from investment activities</b> (ADP 021 to 026)	<b>027</b>	<b>5,666,083</b>	<b>1,646,571</b>
1 Cash payments for the purchase of fixed tangible and intangible assets	028	-3,437,285	-7,290,007
2 Cash payments for the acquisition of financial instruments	029	0	0
3 Cash payments for loans and deposits for the period	030	0	0
4 Acquisition of a subsidiary, net of cash acquired	031	0	0
5 Other cash payments from investment activities	032	0	0
<b>IV Total cash payments from investment activities</b> (ADP 028 to 032)	<b>033</b>	<b>-3,437,285</b>	<b>-7,290,007</b>
<b>B NET CASH FLOW FROM INVESTMENT ACTIVITIES</b> (ADP 027 +033)	<b>034</b>	<b>2,228,798</b>	<b>-5,643,436</b>
<b>CASH FLOW FROM FINANCING ACTIVITIES</b>			
1 Cash receipts from the increase in initial (subscribed) capital	035	0	0
2 Cash receipts from the issue of equity financial instruments and debt financial instruments	036	0	0
3 Cash receipts from credit principals, loans and other borrowings	037	8,634,882	12,779,999
4 Other cash receipts from financing activities	038	0	0
<b>V Total cash receipts from financing activities</b> (ADP 035 to 038)	<b>039</b>	<b>8,634,882</b>	<b>12,779,999</b>
1 Cash payments for the repayment of credit principals, loans and other borrowings and debt financial instruments	040	-5,310,245	-14,237,139
2 Cash payments for dividends	041	0	0
3 Cash payments for finance lease	042	-483,998	-528,343
4 Cash payments for the redemption of treasury shares and decrease in initial (subscribed) capital	043	0	0
5 Other cash payments from financing activities	044	0	0
<b>VI Total cash payments from financing activities</b> (ADP 040 to 044)	<b>045</b>	<b>-5,794,243</b>	<b>-14,765,482</b>
<b>C NET CASH FLOW FROM FINANCING ACTIVITIES</b> (ADP 039 +045)	<b>046</b>	<b>2,840,639</b>	<b>-1,985,483</b>
1 Unrealised exchange rate differences in respect of cash and cash equivalents	047	-3,643	-554,934
<b>D NET INCREASE OR DECREASE IN CASH FLOWS</b> (ADP 020+034+046+047)	<b>048</b>	<b>-866,565</b>	<b>966,069</b>
<b>E CASH AND CASH EQUIVALENTS AT THE BEGINNING OF THE PERIOD</b>	<b>049</b>	<b>4,047,876</b>	<b>3,249,551</b>
<b>F CASH AND CASH EQUIVALENTS AT THE END OF THE PERIOD</b> (ADP 048+049)	<b>050</b>	<b>3,181,311</b>	<b>4,215,620</b>

# STATEMENT OF CHANGES IN EQUITY

for the period 1.1.2024 to 30.6.2024  
Submitter: AD Plastik Group (in EUR)

Item	ADP code	Attributable to owners of the parent															Minority (non-controlling) interest	Total capital and reserves	
		Initial (subscribed) capital	Capital reserves	Legal reserves	Reserves for treasury shares	Treasury shares and holdings (deductible item)	Statutory reserves	Other reserves	Revaluation reserves	Fair value of financial assets through other comprehensive income (available for sale)	Cash flow hedge - effective portion	Hedge of a net investment in a foreign operation - effective portion	Other fair value reserves	Exchange rate differences from translation of foreign operations	Retained profit / loss brought forward	Profit/loss for the business year			Total attributable to owners of the parent
1	2	3	4	5	6	7	8	9	10	11	12	13	14	15	16	17	18 (3 to 6 - 7 + 8 to 17)	19	20 (18+19)
<b>PREVIOUS PERIOD</b>																			
1 Balance on the first day of the previous business year	01	55,738,058	25,456,155	885,809	2,772,641	921,001	16,639	6,880,988	-1,103,553	0	0	0	0	-5,158,815	28,961,725	-9,731,035	103,797,611	0	103,797,611
2 Changes in accounting policies	02	0	0	0	0	0	0	0	0	0	0	0	0	0	0	0	0	0	0
3 Correction of errors	03	0	0	0	0	0	0	0	0	0	0	0	0	0	0	0	0	0	0
<b>4 Balance on the first day of the previous business year (restated) (ADP 01 to 03)</b>	<b>04</b>	<b>55,738,058</b>	<b>25,456,155</b>	<b>885,809</b>	<b>2,772,641</b>	<b>921,001</b>	<b>16,639</b>	<b>6,880,988</b>	<b>-1,103,553</b>	<b>0</b>	<b>0</b>	<b>0</b>	<b>0</b>	<b>-5,158,815</b>	<b>28,961,725</b>	<b>-9,731,035</b>	<b>103,797,611</b>	<b>0</b>	<b>103,797,611</b>
5 Profit/loss of the period	05	0	0	0	0	0	0	0	0	0	0	0	0	0	0	1,267,780	1,267,780	0	1,267,780
6 Exchange rate differences from translation of foreign operations	06	0	0	0	0	0	0	0	0	0	0	0	0	-967,154	0	0	-967,154	0	-967,154
7 Changes in revaluation reserves of fixed tangible and intangible assets	07	0	0	0	0	0	0	0	0	0	0	0	0	0	0	0	0	0	0
8 Gains or losses from subsequent measurement of financial assets at fair value through other comprehensive income (available for sale)	08	0	0	0	0	0	0	0	0	0	0	0	0	0	0	0	0	0	0
9 Profit or loss arising from effective cash flow hedge	09	0	0	0	0	0	0	0	0	0	0	0	0	0	0	0	0	0	0
10 Profit or loss arising from effective hedge of a net investment in a foreign operation	10	0	0	0	0	0	0	0	0	0	0	0	0	0	0	0	0	0	0
11 Share in other comprehensive income/loss of companies linked by virtue of participating interests	11	0	0	0	0	0	0	0	0	0	0	0	0	0	0	0	0	0	0
12 Actuarial gains/losses on the defined benefit obligation	12	0	0	0	0	0	0	0	0	0	0	0	0	0	0	0	0	0	0
13 Other changes in equity unrelated to owners	13	0	0	0	0	0	0	0	-3,077,378	0	0	0	0	0	0	0	-3,077,378	0	-3,077,378
14 Tax on transactions recognised directly in equity	14	0	0	0	0	0	0	0	553,928	0	0	0	0	0	0	0	553,928	0	553,928



# STATEMENT OF CHANGES IN EQUITY

for the period 1.1.2024 to 30.6.2024  
Submitter: AD Plastik Group (in EUR)

Item	ADP code	Attributable to owners of the parent															Total capital and reserves		
		Initial (subscribed) capital	Capital reserves	Legal reserves	Reserves for treasury shares	Treasury shares and holdings (deductible item)	Statutory reserves	Other reserves	Revaluation reserves	Fair value of financial assets through other comprehensive income (available for sale)	Cash flow hedge - effective portion	Hedge of a net investment in a foreign operation - effective portion	Other fair value reserves	Exchange rate differences from translation of foreign operations	Retained profit / loss brought forward	Profit/loss for the business year		Total attributable to owners of the parent	Minority (non-controlling) interest
1	2	3	4	5	6	7	8	9	10	11	12	13	14	15	16	17	18 (3 to 6 - 7 + 8 to 17)	19	20 (18+19)
15 Decrease in initial (subscribed) capital (other than arising from the pre-bankruptcy settlement procedure or from the reinvestment of profit)	15	0	0	0	0	0	0	0	0	0	0	0	0	0	0	0	0	0	0
16 Decrease in initial (subscribed) capital arising from the pre-bankruptcy settlement procedure	16	0	0	0	0	0	0	0	0	0	0	0	0	0	0	0	0	0	0
17 Decrease in initial (subscribed) capital arising from the reinvestment of profit	17	0	0	0	0	0	0	0	0	0	0	0	0	0	0	0	0	0	0
18 Redemption of treasury shares/holdings	18	0	0	0	0	0	0	0	0	0	0	0	0	0	0	0	0	0	0
19 Payments from members/shareholders	19	0	0	0	0	0	0	0	0	0	0	0	0	0	0	0	0	0	0
20 Payment of share in profit/dividend	20	0	0	0	0	0	0	0	0	0	0	0	0	0	0	0	0	0	0
21 Other distributions and payments to members/shareholders	21	0	-67	-11	0	0	0	0	0	0	0	0	0	0	-5,692	0	-5,770	0	-5,770
22 Transfer to reserves according to the annual schedule	22	0	0	0	0	0	0	0	0	0	0	0	0	0	-9,731,035	9,731,035	0	0	0
23 Increase in reserves arising from the pre-bankruptcy settlement procedure	23	0	0	0	0	0	0	0	0	0	0	0	0	0	0	0	0	0	0
<b>24 Balance on the last day of the previous business year reporting period (ADP 04 to 23)</b>	<b>24</b>	<b>55,738,058</b>	<b>25,456,088</b>	<b>885,798</b>	<b>2,772,641</b>	<b>921,001</b>	<b>16,639</b>	<b>6,880,988</b>	<b>-3,627,003</b>	<b>0</b>	<b>0</b>	<b>0</b>	<b>0</b>	<b>-6,125,969</b>	<b>19,224,998</b>	<b>1,267,780</b>	<b>101,569,017</b>	<b>0</b>	<b>101,569,017</b>
<b>APPENDIX TO THE STATEMENT OF CHANGES IN EQUITY (to be filled in by undertakings that draw up financial statements in accordance with the IFRS)</b>																			
<b>I OTHER COMPREHENSIVE INCOME OF THE PREV. PERIOD, NET OF TAX (ADP 06 to 14)</b>	<b>25</b>	<b>0</b>	<b>0</b>	<b>0</b>	<b>0</b>	<b>0</b>	<b>0</b>	<b>0</b>	<b>-2,523,450</b>	<b>0</b>	<b>0</b>	<b>0</b>	<b>0</b>	<b>-967,154</b>	<b>0</b>	<b>0</b>	<b>-3,490,604</b>	<b>0</b>	<b>-3,490,604</b>
<b>II COMPREHENSIVE INCOME OR LOSS FOR THE PREVIOUS PERIOD (ADP 05+25)</b>	<b>26</b>	<b>0</b>	<b>0</b>	<b>0</b>	<b>0</b>	<b>0</b>	<b>0</b>	<b>0</b>	<b>-2,523,450</b>	<b>0</b>	<b>0</b>	<b>0</b>	<b>0</b>	<b>-967,154</b>	<b>0</b>	<b>1,267,780</b>	<b>-2,222,824</b>	<b>0</b>	<b>-2,222,824</b>
<b>III TRANSACTIONS WITH OWNERS IN THE PREVIOUS PERIOD RECOGNISED DIRECTLY IN EQUITY (ADP 15 to 23)</b>	<b>27</b>	<b>0</b>	<b>-67</b>	<b>-11</b>	<b>0</b>	<b>0</b>	<b>0</b>	<b>0</b>	<b>0</b>	<b>0</b>	<b>0</b>	<b>0</b>	<b>0</b>	<b>0</b>	<b>-9,736,727</b>	<b>9,731,035</b>	<b>-5,770</b>	<b>0</b>	<b>-5,770</b>



# STATEMENT OF CHANGES IN EQUITY

for the period 1.1.2024 to 30.6.2024  
Submitter: AD Plastik Group (in EUR)

Item	ADP code	Attributable to owners of the parent															Minority (non-controlling) interest	Total capital and reserves	
		Initial (subscribed) capital	Capital reserves	Legal reserves	Reserves for treasury shares	Treasury shares and holdings (deductible item)	Statutory reserves	Other reserves	Revaluation reserves	Fair value of financial assets through other comprehensive income (available for sale)	Cash flow hedge - effective portion	Hedge of a net investment in a foreign operation - effective portion	Other fair value reserves	Exchange rate differences from translation of foreign operations	Retained profit / loss brought forward	Profit/loss for the business year			Total attributable to owners of the parent
1	2	3	4	5	6	7	8	9	10	11	12	13	14	15	16	17	18 (3 to 6 - 7 + 8 to 17)	19	20 (18+19)
<b>CURRENT PERIOD</b>																			
1 Balance on the first day of the current business year	28	54,594,592	25,938,305	885,798	2,772,641	871,127	16,639	6,880,988	-3,796,100	0	0	0	0	-6,626,452	19,939,404	-1,271,328	98,463,360	0	98,463,360
2 Changes in accounting policies	29	0	0	0	0	0	0	0	0	0	0	0	0	0	0	0	0	0	0
3 Correction of errors	30	0	0	0	0	0	0	0	0	0	0	0	0	0	0	0	0	0	0
4 Balance on the first day of the current business year (restated) (AOP 28 to 30)	31	54,594,592	25,938,305	885,798	2,772,641	871,127	16,639	6,880,988	-3,796,100	0	0	0	0	-6,626,452	19,939,404	-1,271,328	98,463,360	0	98,463,360
5 Profit/loss of the period	32	0	0	0	0	0	0	0	0	0	0	0	0	0	0	1,821,505	1,821,505	0	1,821,505
6 Exchange rate differences from translation of foreign operations	33	0	0	0	0	0	0	0	0	0	0	0	0	114,388	0	0	114,388	0	114,388
7 Changes in revaluation reserves of fixed tangible and intangible assets	34	0	0	0	0	0	0	0	0	0	0	0	0	0	0	0	0	0	0
8 Gains or losses from subsequent measurement of financial assets at fair value through other comprehensive income (available for sale)	35	0	0	0	0	0	0	0	0	0	0	0	0	0	0	0	0	0	0
9 Profit or loss arising from effective cash flow hedge	36	0	0	0	0	0	0	0	0	0	0	0	0	0	0	0	0	0	0
10 Profit or loss arising from effective hedge of a net investment in a foreign operation	37	0	0	0	0	0	0	0	0	0	0	0	0	0	0	0	0	0	0
11 Share in other comprehensive income/loss of companies linked by virtue of participating interests	38	0	0	0	0	0	0	0	0	0	0	0	0	0	0	0	0	0	0
12 Actuarial gains/losses on the defined benefit obligation	39	0	0	0	0	0	0	0	0	0	0	0	0	0	0	0	0	0	0
13 Other changes in equity unrelated to owners	40	0	0	0	0	0	0	0	796,263	0	0	0	0	0	0	0	796,263	0	796,263
14 Tax on transactions recognised directly in equity	41	0	0	0	0	0	0	0	-143,327	0	0	0	0	0	0	0	-143,327	0	-143,327





# STATEMENT OF CHANGES IN EQUITY

for the period 1.1.2024 to 30.6.2024  
Submitter: AD Plastik Group (in EUR)

Item	ADP code	Attributable to owners of the parent															Total attributable to owners of the parent	Minority (non-controlling) interest	Total capital and reserves
		Initial (subscribed) capital	Capital reserves	Legal reserves	Reserves for treasury shares	Treasury shares and holdings (deductible item)	Statutory reserves	Other reserves	Revaluation reserves	Fair value of financial assets through other comprehensive income (available for sale)	Cash flow hedge - effective portion	Hedge of a net investment in a foreign operation - effective portion	Other fair value reserves	Exchange rate differences from translation of foreign operations	Retained profit / loss brought forward	Profit/loss for the business year			
1	2	3	4	5	6	7	8	9	10	11	12	13	14	15	16	17	18 (3 to 6 - 7 + 8 to 17)	19	20 (18+19)
15 Decrease in initial (subscribed) capital (other than arising from the pre-bankruptcy settlement procedure or from the reinvestment of profit)	42	0	0	0	0	0	0	0	0	0	0	0	0	0	0	0	0	0	0
16 Decrease in initial (subscribed) capital arising from the pre-bankruptcy settlement procedure	43	0	0	0	0	0	0	0	0	0	0	0	0	0	0	0	0	0	0
17 Decrease in initial (subscribed) capital arising from the reinvestment of profit	44	0	0	0	0	0	0	0	0	0	0	0	0	0	0	0	0	0	0
18 Redemption of treasury shares/holdings	45	0	0	0	0	0	0	0	0	0	0	0	0	0	0	0	0	0	0
19 Payments from members/shareholders	46	0	0	0	0	0	0	0	0	0	0	0	0	0	0	0	0	0	0
20 Payment of share in profit/dividend	47	0	0	0	0	0	0	0	0	0	0	0	0	0	0	0	0	0	0
21 Other distributions and payments to members/shareholders	48	0	0	0	-1,901,514	0	0	1,612,517	219,447	0	0	0	0	0	69,152	0	-398	0	-398
22 Carryforward per annual plane	49	0	0	0	0	0	0	0	0	0	0	0	0	0	-1,271,328	1,271,328	0	0	0
23 Increase in reserves arising from the pre-bankruptcy settlement procedure	50	0	0	0	0	0	0	0	0	0	0	0	0	0	0	0	0	0	0
<b>24 Balance on the last day of the current business year reporting period (ADP 31 to 50)</b>	<b>51</b>	<b>54,594,592</b>	<b>25,938,305</b>	<b>885,798</b>	<b>871,127</b>	<b>871,127</b>	<b>16,639</b>	<b>8,493,505</b>	<b>-2,923,717</b>	<b>0</b>	<b>0</b>	<b>0</b>	<b>0</b>	<b>-6,512,064</b>	<b>18,737,228</b>	<b>1,821,505</b>	<b>101,051,791</b>	<b>0</b>	<b>101,051,791</b>
<b>APPENDIX TO THE STATEMENT OF CHANGES IN EQUITY (to be filled in by undertakings that draw up financial statements in accordance with the IFRS)</b>																			
<b>I OTHER COMPREHENSIVE INCOME FOR THE CURRENT PERIOD, NET OF TAX (ADP 33 to 41)</b>	<b>52</b>	<b>0</b>	<b>0</b>	<b>0</b>	<b>0</b>	<b>0</b>	<b>0</b>	<b>0</b>	<b>652,936</b>	<b>0</b>	<b>0</b>	<b>0</b>	<b>0</b>	<b>114,388</b>	<b>0</b>	<b>0</b>	<b>767,324</b>	<b>0</b>	<b>767,324</b>
<b>II COMPREHENSIVE INCOME OR LOSS FOR THE CURRENT PERIOD (ADP 32 do 52)</b>	<b>53</b>	<b>0</b>	<b>0</b>	<b>0</b>	<b>0</b>	<b>0</b>	<b>0</b>	<b>0</b>	<b>652,936</b>	<b>0</b>	<b>0</b>	<b>0</b>	<b>0</b>	<b>114,388</b>	<b>0</b>	<b>1,821,505</b>	<b>2,588,829</b>	<b>0</b>	<b>2,588,829</b>
<b>III TRANSACTIONS WITH OWNERS IN THE CURRENT PERIOD RECOGNISED DIRECTLY IN EQUITY (ADP 42 to 50)</b>	<b>54</b>	<b>0</b>	<b>0</b>	<b>0</b>	<b>-1,901,514</b>	<b>0</b>	<b>0</b>	<b>1,612,517</b>	<b>219,447</b>	<b>0</b>	<b>0</b>	<b>0</b>	<b>0</b>	<b>0</b>	<b>-1,202,176</b>	<b>1,271,328</b>	<b>-398</b>	<b>0</b>	<b>-398</b>

# NOTES TO FINANCIAL STATEMENTS - QFS

(DRAWN UP FOR QUARTERLY REPORTING PERIODS)

<b>Name of the issuer</b>	AD Plastik d.d.
<b>Headquarter</b>	Ul. Antuna Gustava Matoša 8, 21210, Solin, Croatia
<b>OIB</b> (Personal identification number)	48351740621
<b>MBS</b>	060007090
<b>Reporting period</b>	1. 1. 2024. to 30. 6. 2024.

Notes to financial statements are available as part of AD Plastik Group's Unaudited financial statement. Unaudited financial statement is available on Zagreb Stock Exchange website.

AD Plastik Group Integrated annual report for 2023 year is available on Zagreb Stock Exchange website.

Same accounting policies are applied while drawing up financial statements for current reporting period as in the latest annual financial statements.

AD Plastik d.d. has issued corporate guarantees for the needs of subsidiaries in the following amounts: to banks EUR 7,700 thousand, to buyers EUR 3,000 thousand and to the suppliers EUR 2,119 thousand.

Amount owed by AD Plastik Group and falling due after more than five years amounts to EUR 303 thousand.

The average number of employees of AD Plastik Group in the period from 1.1.2024. to 30.6.2024. was 1,842.

In intangible assets in the period from 1.1.2024. to 30.6.2024., the cost of net salaries and wages of EUR 267,330, the cost of taxes and contributions from salaries of EUR 103,692, and the cost of contributions to salaries of EUR 55,116 were capitalized.

During the reporting period, deferred tax assets were decreased in the amount of EUR 83 thousand, while deferred tax liabilities were increased in the amount of EUR 27 thousand. On 31.12.2023. deferred tax assets of AD Plastik Grupa was EUR 3,035 thousand, while deferred tax liabilities was EUR 856 thousand.



# **FINANCIAL STATEMENT OF THE COMPANY AD PLASTIK**

# ISSUER'S GENERAL DATA

## ANNEX 1

Reporting period:	<b>01. 01. 2024</b>	to	<b>30. 06. 2024</b>
Year:	<b>2024</b>	Quarter:	<b>2</b>

### QUARTERLY FINANCIAL STATEMENTS

Registration number (MB):	<b>03440494</b>	Issuer's home Member State code:	<b>HR</b>
Entity's registration number (MBS):	<b>060007090</b>		
Personal identification number (OIB):	<b>48351740621</b>	LEI:	<b>549300NFX18SRZHNT751</b>
Institution code:	<b>382</b>		
Name of the issuer:	<b>AD PLASTIK d.d.</b>		
Postcode and town:	<b>21210</b>	<b>Solin</b>	
Street and house number:	<b>Matoševa 8</b>		
E-mail address:	<b>informacije@adplastik.hr</b>		
Web address:	<b>www.adplastik.hr</b>		
Number of employees (end of the reporting period):	<b>1082</b>		
Consolidated report:	<b>KN</b>	<i>(KN-not consolidated/KD-consolidated)</i>	
Audited:	<b>RN</b>	<i>(RN-not audited/RD-audited)</i>	
Bookkeeping firm:	<b>NO</b>	<i>(Yes/No)</i>	
Contact person:	<b>Jurun Krešimir</b>	<i>(only name and surname of the contact person)</i>	
Telephone:	<b>021/206-663</b>		
E-mail address:	<b>kresimir.jurun@adplastik.hr</b>		
Audit firm:		<i>(name of the audit firm)</i>	
Certified auditor:		<i>(name and surname)</i>	

# BALANCE SHEET

balance as at 30.6.2024, submitter: AD Plastik d.d. (in EUR)

ITEM 1	ADP CODE 2	LAST DAY OF THE PRECEDING BUSI- NESS YEAR 3	AT THE REPORTING DATE OF THE CU- RRENT PERIOD 4
<b>ASSETS</b>			
<b>A RECEIVABLES FOR SUBSCRIBED CAPITAL UNPAID</b>	<b>001</b>	<b>0</b>	<b>0</b>
<b>B FIXED ASSETS (ADP 003+010+020+031+036)</b>	<b>002</b>	<b>116,901,904</b>	<b>118,432,940</b>
<b>I. INTANGIBLE ASSETS (ADP 004 to 009)</b>	<b>003</b>	<b>8,787,545</b>	<b>9,043,033</b>
1 Research and development	004	2,761,166	2,172,938
2 Concessions, patents, licences, trademarks, software and other rights	005	196,636	158,298
3 <i>Goodwill</i>	006	0	0
4 Advances for the purchase of intangible assets	007	0	0
5 Intangible assets in preparation	008	5,763,185	6,705,143
6 Other intangible assets	009	66,558	6,654
<b>II TANGIBLE ASSETS (ADP 011 to 019)</b>	<b>010</b>	<b>71,859,877</b>	<b>74,345,115</b>
1 Land	011	17,365,617	17,365,617
2 Buildings	012	24,099,004	23,879,633
3 Plant and equipment	013	18,053,367	16,767,227
4 Tools, working inventory and transportation assets	014	3,558,439	3,598,013
5 Biological assets	015	0	0
6 Advances for the purchase of tangible assets	016	0	0
7 Tangible assets in preparation	017	3,414,472	6,821,995
8 Other tangible assets	018	2,112,527	2,670,119
9 Investment property	019	3,256,451	3,242,511
<b>III FIXED FINANCIAL ASSETS (ADP 021 to 030)</b>	<b>020</b>	<b>31,332,853</b>	<b>30,219,850</b>
1 Investments in holdings (shares) of undertakings within the Group	021	12,092,141	12,092,141
2 Investments in other securities of undertakings within the Group	022	0	0
3 Loans, deposits, etc. to undertakings within the Group	023	16,353,307	15,240,304
4. Investments in holdings (shares) of companies linked by virtue of participating interests	024	2,887,405	2,887,405
5 Investment in other securities of companies linked by virtue of participating interests	025	0	0
6 Loans, deposits etc. to companies linked by virtue of participating interests	026	0	0
7 Investments in securities	027	0	0
8 Loans, deposits, etc. given	028	0	0
9 Other investments accounted for using the equity method	029	0	0
10 Other fixed financial assets	030	0	0
<b>IV RECEIVABLES (ADP 032 to 035)</b>	<b>031</b>	<b>2,318,253</b>	<b>2,221,566</b>
1 Receivables from undertakings within the Group	032	2,318,253	2,221,566
2 Receivables from companies linked by virtue of participating interests	033	0	0
3 Customer receivables	034	0	0
4 Other receivables	035	0	0
<b>V DEFERRED TAX ASSETS</b>	<b>036</b>	<b>2,603,376</b>	<b>2,603,376</b>



# BALANCE SHEET

balance as at 30.6.2024, submitter: AD Plastik d.d. (in EUR)

	ITEM 1	ADP CODE 2	LAST DAY OF THE PRECEDING BUSI- NESS YEAR 3	AT THE REPORTING DATE OF THE CU- RRENT PERIOD 4
<b>C</b>	<b>CURRENT ASSETS</b> (ADP 038+046+053+063)	<b>037</b>	<b>46,159,424</b>	<b>41,310,599</b>
	<b>I INVENTORIES</b> (ADP 039 to 045)	<b>038</b>	<b>21,659,726</b>	<b>13,182,490</b>
	1 Raw materials and consumables	039	5,228,723	5,107,068
	2 Work in progress	040	1,042,806	1,176,767
	3 Finished goods	041	1,870,375	1,527,304
	4 Merchandise	042	9,725,747	3,248,053
	5 Advances for inventories	043	3,792,075	2,123,298
	6 Fixed assets held for sale	044	0	0
	7 Biological assets	045	0	0
	<b>II RECEIVABLES</b> (ADP 047 to 052)	<b>046</b>	<b>21,121,060</b>	<b>23,450,968</b>
	1 Receivables from undertakings within the Group	047	2,692,046	3,363,342
	2 Receivables from companies linked by virtue of participating interests	048	1,123,466	2,518,878
	3 Customer receivables	049	13,213,198	14,965,372
	4 Receivables from employees and members of the undertaking	050	85,336	58,238
	5 Receivables from government and other institutions	051	2,881,106	1,679,296
	6 Other receivables	052	1,125,908	865,842
	<b>III CURRENT FINANCIAL ASSETS</b> (ADP 054 to 062)	<b>053</b>	<b>2,353,973</b>	<b>2,657,647</b>
	1 Investments in holdings (shares) of undertakings within the Group	054	0	0
	2 Investments in other securities of undertakings within the Group	055	0	0
	3 Loans, deposits, etc. to undertakings within the Group	056	2,353,973	2,657,647
	4 Investments in holdings (shares) of companies linked by virtue of participating interests	057	0	0
	5 Investment in other securities of companies linked by virtue of participating interests	058	0	0
	6 Loans, deposits etc. to companies linked by virtue of participating interests	059	0	0
	7 Investments in securities	060	0	0
	8 Loans, deposits, etc. given	061	0	0
	9 Other financial assets	062	0	0
	<b>IV CASH AT BANK AND IN HAND</b>	<b>063</b>	<b>1,024,665</b>	<b>2,019,494</b>
<b>D</b>	<b>PREPAID EXPENSES AND ACCRUED INCOME</b>	<b>064</b>	<b>846,404</b>	<b>1,254,328</b>
<b>E</b>	<b>TOTAL ASSETS</b> (ADP 001+002+037+064)	<b>065</b>	<b>163,907,732</b>	<b>160,997,867</b>
<b>F</b>	<b>OFF-BALANCE SHEET ITEMS</b>	<b>066</b>	<b>8,332,098</b>	<b>13,335,640</b>



# BALANCE SHEET

balance as at 30.6.2024, submitter: AD Plastik d.d. (in EUR)

ITEM 1	ADP CODE 2	LAST DAY OF THE PRECEDING BUSI- NESS YEAR 3	AT THE REPORTING DATE OF THE CU- RRENT PERIOD 4
<b>LIABILITIES</b>			
<b>A CAPITAL AND RESERVES</b> (ADP 068 to 070+076+077+083+086+089)	<b>067</b>	<b>91,114,564</b>	<b>93,260,384</b>
I INITIAL (SUBSCRIBED) CAPITAL	068	54,594,592	54,594,592
II CAPITAL RESERVES	069	25,884,472	25,884,472
<b>III RESERVES FROM PROFIT</b> (ADP 071+072-073+074+075)	<b>070</b>	<b>9,595,941</b>	<b>9,306,944</b>
1 Legal reserves	071	813,439	813,439
2 Reserves for treasury shares	072	2,772,641	871,127
3 Treasury shares and holdings (deductible item)	073	-871,127	-871,127
4 Statutory reserves	074	0	0
5 Other reserves	075	6,880,988	8,493,505
IV REVALUATION RESERVES	076	0	0
<b>V FAIR VALUE RESERVES AND OTHER</b> (ADP 078 to 082)	<b>077</b>	<b>0</b>	<b>0</b>
1 Financial assets at fair value through other comprehensive income (i.e. available for sale)	078	0	0
2 Cash flow hedge - effective portion	079	0	0
3 Hedge of a net investment in a foreign operation - effective portion	080	0	0
4 Other fair value reserves	081	0	0
5 Exchange differences arising from the translation of foreign operations (consolidation)	082	0	0
<b>VI RETAINED PROFIT OR LOSS BROUGHT FORWARD</b> (ADP 084-085)	<b>083</b>	<b>0</b>	<b>1,328,556</b>
1 Retained profit	084	0	1,328,556
2 Loss brought forward	085	0	0
<b>VII PROFIT OR LOSS FOR THE BUSINESS YEAR</b> (ADP 087-088)	<b>086</b>	<b>1,039,559</b>	<b>2,145,820</b>
1 Profit for the business year	087	1,039,559	2,145,820
2 Loss for the business year	088	0	0
VIII MINORITY (NON-CONTROLLING) INTEREST	089	0	0
<b>B PROVISIONS</b> (ADP 091 to 096)	<b>090</b>	<b>384,843</b>	<b>384,843</b>
1 Provisions for pensions, termination benefits and similar obligations	091	245,438	245,438
2 Provisions for tax liabilities	092	0	0
3 Provisions for ongoing legal cases	093	0	0
4 Provisions for renewal of natural resources	094	0	0
5 Provisions for warranty obligations	095	0	0
6 Other provisions	096	139,405	139,405



# BALANCE SHEET

balance as at 30.6.2024, submitter: AD Plastik d.d. (in EUR)

	ITEM 1	ADP CODE 2	LAST DAY OF THE PRECEDING BUSI- NESS YEAR 3	AT THE REPORTING DATE OF THE CU- RRENT PERIOD 4
<b>C</b>	<b>LONG-TERM LIABILITIES</b> (ADP 098 to 108)	<b>097</b>	<b>29,662,888</b>	<b>23,058,179</b>
	1 Liabilities to undertakings within the Group	098	0	0
	2 Liabilities for loans, deposits, etc. of undertakings within the Group	099	0	0
	3 Liabilities to companies linked by virtue of participating interests	100	0	0
	4 Liabilities for loans, deposits etc. of companies linked by virtue of participating interests	101	0	0
	5 Liabilities for loans, deposits etc.	102	0	0
	6 Liabilities to banks and other financial institutions	103	27,899,385	20,953,217
	7 Liabilities for advance payments	104	0	0
	8 Liabilities to suppliers	105	0	0
	9 Liabilities for securities	106	0	0
	10 Other long-term liabilities	107	1,383,248	1,724,707
	11 Deferred tax liability	108	380,255	380,255
<b>D</b>	<b>SHORT-TERM LIABILITIES</b> (ADP 110 to 123)	<b>109</b>	<b>41,902,216</b>	<b>43,598,778</b>
	1 Liabilities to undertakings within the Group	110	1,586,216	1,433,648
	2 Liabilities for loans, deposits, etc. of undertakings within the Group	111	0	0
	3 Liabilities to companies linked by virtue of participating interests	112	0	0
	4 Liabilities for loans, deposits etc. of companies linked by virtue of participating interests	113	0	0
	5 Liabilities for loans, deposits etc.	114	2,507,562	1,906,777
	6 Liabilities to banks and other financial institutions	115	14,545,531	20,537,628
	7 Liabilities for advance payments	116	5,298,078	1,999,584
	8 Liabilities to suppliers	117	14,517,845	13,926,643
	9 Liabilities for securities	118	0	0
	10 Liabilities to employees	119	1,229,385	1,279,357
	11 Taxes, contributions and similar liabilities	120	583,294	653,979
	12 Liabilities arising from the share in the result	121	22,349	22,349
	13 Liabilities arising from fixed assets held for sale	122	0	0
	14 Other short-term liabilities	123	1,611,956	1,838,813
<b>E</b>	<b>ACCRUALS AND DEFERRED INCOME</b>	<b>124</b>	<b>843,221</b>	<b>695,683</b>
<b>F</b>	<b>TOTAL – LIABILITIES</b> (ADP 067+090+097+109+124)	<b>125</b>	<b>163,907,732</b>	<b>160,997,867</b>
<b>G</b>	<b>OFF-BALANCE SHEET ITEMS</b>	<b>126</b>	<b>8,332,098</b>	<b>13,335,640</b>



# STATEMENT OF PROFIT AND LOSS

for the period 1.1.2024 to 30.6.2024  
Submitter: AD Plastik d.d. (in EUR)

ITEM 1	ADP CODE 2	SAME PERIOD OF THE PREVIOUS YEAR		CURRENT PERIOD	
		CUMULATIVE 3	QUARTER 4	CUMULATIVE 5	QUARTER 6
<b>I OPERATING INCOME</b> (ADP 002 to 006)	<b>001</b>	<b>49,592,783</b>	<b>24,224,840</b>	<b>62,534,317</b>	<b>28,388,037</b>
1 Income from sales with undertakings within the Group	002	2,144,430	1,124,678	1,689,343	761,867
2 Income from sales (outside Group)	003	44,095,713	22,006,795	57,361,415	25,762,165
3 Income from the use of own products, goods and services	004	24,240	5,207	115,753	99,819
4 Other operating income with undertakings within the Group	005	101,713	54,333	1,849,867	671,353
5 Other operating income (outside the Group)	006	3,226,687	1,033,827	1,517,939	1,092,833
<b>II OPERATING EXPENSES</b> (ADP 008+009+013+017+018+019+022+029)	<b>007</b>	<b>50,086,525</b>	<b>24,987,608</b>	<b>61,778,959</b>	<b>28,648,850</b>
1 Changes in inventories of work in progress and finished goods	008	457,213	227,685	209,109	-84,074
<b>2 Material costs</b> (ADP 010 to 012)	<b>009</b>	<b>33,734,868</b>	<b>16,860,994</b>	<b>44,891,535</b>	<b>20,217,377</b>
a) Costs of raw materials and consumables	010	23,165,977	11,157,453	23,215,292	11,332,046
b) Costs of goods sold	011	6,264,943	3,331,732	17,553,891	6,683,342
c) Other external costs	012	4,303,948	2,371,809	4,122,352	2,201,989
<b>3 Staff costs</b> (ADP 014 to 016)	<b>013</b>	<b>10,222,817</b>	<b>5,319,385</b>	<b>10,339,872</b>	<b>5,392,929</b>
a) Net salaries and wages	014	6,389,663	3,314,011	6,486,534	3,336,844
b) Tax and contributions from salary costs	015	2,514,351	1,316,944	2,515,991	1,352,007
c) Contributions on salaries	016	1,318,803	688,430	1,337,347	704,078
4 Depreciation	017	3,648,799	1,709,497	3,804,343	2,010,933
5 Other costs	018	1,873,171	772,432	2,410,359	1,070,256
<b>6 Value adjustments</b> (ADP 020+021)	<b>019</b>	<b>0</b>	<b>0</b>	<b>0</b>	<b>0</b>
a) fixed assets other than financial assets	020	0	0	0	0
b) current assets other than financial assets	021	0	0	0	0
<b>7 Provisions</b> (ADP 023 to 028)	<b>022</b>	<b>0</b>	<b>0</b>	<b>0</b>	<b>0</b>
a) Provisions for pensions, termination benefits and similar obligations	023	0	0	0	0
b) Provisions for tax liabilities	024	0	0	0	0
c) Provisions for ongoing legal cases	025	0	0	0	0
d) Provisions for renewal of natural resources	026	0	0	0	0
e) Provisions for warranty obligations	027	0	0	0	0
f) Other provisions	028	0	0	0	0
8 Other operating expenses	029	149,657	97,615	123,741	41,429



# STATEMENT OF PROFIT AND LOSS

for the period 1.1.2024 to 30.6.2024  
Submitter: AD Plastik d.d. (in EUR)

ITEM 1	ADP CODE 2	SAME PERIOD OF THE PREVIOUS YEAR		CURRENT PERIOD	
		CUMULATIVE 3	QUARTER 4	CUMULATIVE 5	QUARTER 6
<b>III FINANCIAL INCOME</b> (ADP 031 to 040)	<b>030</b>	<b>2,672,886</b>	<b>2,579,879</b>	<b>2,047,313</b>	<b>1,893,070</b>
1 Income from investments in holdings (shares) of undertakings within the Group	031	0	0	0	0
2 Income from investments in holdings (shares) of companies linked by virtue of participating interests	032	2,483,529	2,483,529	1,743,569	1,743,569
3 Income from other long-term financial investment and loans granted to undertakings within the Group	033	0	0	0	0
4 Other interest income from operations with undertakings within the Group	034	188,857	95,853	303,674	149,459
5 Exchange rate differences and other financial income from operations with undertakings within the Group	035	0	0	0	0
6 Income from other long-term financial investments and loans	036	0	0	0	0
7 Other interest income	037	44	41	70	42
8 Exchange rate differences and other financial income	038	456	456	0	0
9 Unrealised gains (income) from financial assets	039	0	0	0	0
10 Other financial income	040	0	0	0	0
<b>IV FINANCIAL EXPENSES</b> (ADP 042 to 048)	<b>041</b>	<b>236,007</b>	<b>137,523</b>	<b>656,851</b>	<b>343,147</b>
1 Interest expenses and similar expenses with undertakings within the Group	042	0	0	0	0
2 Exchange rate differences and other expenses from operations with undertakings within the Group	043	0	0	0	0
3 Interest expenses and similar expenses	044	236,007	137,523	652,376	339,252
4 Exchange rate differences and other expenses	045	0	0	4,475	3,895
5 Unrealised losses (expenses) from financial assets	046	0	0	0	0
6 Value adjustments of financial assets (net)	047	0	0	0	0
7 Other financial expenses	048	0	0	0	0
<b>V SHARE IN PROFIT FROM UNDERTAKINGS LINKED BY VIRTUE OF PARTICIPATING INTERESTS</b>	<b>049</b>	<b>0</b>	<b>0</b>	<b>0</b>	<b>0</b>
<b>VI SHARE IN PROFIT FROM JOINT VENTURES</b>	<b>050</b>	<b>0</b>	<b>0</b>	<b>0</b>	<b>0</b>
<b>VII SHARE IN LOSS OF COMPANIES LINKED BY VIRTUE OF PARTICIPATING INTEREST</b>	<b>051</b>	<b>0</b>	<b>0</b>	<b>0</b>	<b>0</b>
<b>VIII SHARE IN LOSS OF JOINT VENTURES</b>	<b>052</b>	<b>0</b>	<b>0</b>	<b>0</b>	<b>0</b>
<b>IX TOTAL INCOME</b> (ADP 001+030+049 +050)	<b>053</b>	<b>52,265,669</b>	<b>26,804,719</b>	<b>64,581,630</b>	<b>30,281,107</b>
<b>X TOTAL EXPENDITURE</b> (ADP 007+041+051 + 052)	<b>054</b>	<b>50,322,532</b>	<b>25,125,131</b>	<b>62,435,810</b>	<b>28,991,997</b>
<b>XI PRE-TAX PROFIT OR LOSS</b> (ADP 053-054)	<b>055</b>	<b>1,943,137</b>	<b>1,679,588</b>	<b>2,145,820</b>	<b>1,289,110</b>
1 Pre-tax profit (ADP 053-054)	056	1,943,137	1,679,588	2,145,820	1,289,110
2 Pre-tax loss (ADP 054-053)	057	0	0	0	0
<b>XII INCOME TAX</b>	<b>058</b>	<b>-54,039</b>	<b>-106,759</b>	<b>0</b>	<b>0</b>
<b>XIII PROFIT OR LOSS FOR THE PERIOD</b> (ADP 055-059)	<b>059</b>	<b>1,997,176</b>	<b>1,786,347</b>	<b>2,145,820</b>	<b>1,289,110</b>
1 Profit for the period (ADP 055-059)	060	1,997,176	1,786,347	2,145,820	1,289,110
2 Loss for the period (ADP 059-055)	061	0	0	0	0



# STATEMENT OF PROFIT AND LOSS

for the period 1.1.2024 to 30.6.2024  
Submitter: AD Plastik d.d. (in EUR)

ITEM 1	ADP CODE 2	SAME PERIOD OF THE PREVIOUS YEAR		CURRENT PERIOD	
		CUMULATIVE 3	QUARTER 4	CUMULATIVE 5	QUARTER 6
<b>DISCONTINUED OPERATIONS (to be filled in by undertakings subject to IFRS only with discontinued operations)</b>					
<b>XIV PRE-TAX PROFIT OR LOSS OF DISCONTINUED OPERATIONS</b> (ADP 063-064)	<b>062</b>	<b>0</b>	<b>0</b>	<b>0</b>	<b>0</b>
1 Pre-tax profit from discontinued operations	063	0	0	0	0
2 Pre-tax loss on discontinued operations	064	0	0	0	0
<b>XV INCOME TAX OF DISCONTINUED OPERATIONS</b>	<b>065</b>	<b>0</b>	<b>0</b>	<b>0</b>	<b>0</b>
1 Discontinued operations profit for the period (ADP 062-065)	066	0	0	0	0
2 Discontinued operations loss for the period (ADP 065-062)	067	0	0	0	0
<b>TOTAL OPERATIONS (to be filled in only by undertakings subject to IFRS with discontinued operations)</b>					
<b>XVI PRE-TAX PROFIT OR LOSS</b> (ADP 055+062)	<b>068</b>	<b>0</b>	<b>0</b>	<b>0</b>	<b>0</b>
1 Pre-tax profit (ADP 068)	069	0	0	0	0
2 Pre-tax loss (ADP 068)	070	0	0	0	0
<b>XVII INCOME TAX</b> (ADP 058+065)	<b>071</b>	<b>0</b>	<b>0</b>	<b>0</b>	<b>0</b>
<b>XVIII PROFIT OR LOSS FOR THE PERIOD</b> (ADP 068-071)	<b>072</b>	<b>0</b>	<b>0</b>	<b>0</b>	<b>0</b>
1 Profit for the period (ADP 068-071)	073	0	0	0	0
2 Loss for the period (ADP 071-068)	074	0	0	0	0
<b>APPENDIX to the P&amp;L (to be filled in by undertakings that draw up consolidated annual financial statements)</b>					
<b>XIX PROFIT OR LOSS FOR THE PERIOD</b> (ADP 076+077)	<b>075</b>	<b>0</b>	<b>0</b>	<b>0</b>	<b>0</b>
1 Attributable to owners of the parent	076	0	0	0	0
2 Attributable to minority (non-controlling) interest	077	0	0	0	0



# STATEMENT OF PROFIT AND LOSS

for the period 1.1.2024 to 30.6.2024  
Submitter: AD Plastik d.d. (in EUR)

ITEM 1	ADP CODE 2	SAME PERIOD OF THE PREVIOUS YEAR		CURRENT PERIOD		
		CUMULATIVE 3	QUARTER 4	CUMULATIVE 5	QUARTER 6	
<b>STATEMENT OF OTHER COMPREHENSIVE INCOME (to be filled in by undertakings subject to IFRS)</b>						
I	PROFIT OR LOSS FOR THE PERIOD	078	1,997,176	1,786,347	2,145,820	1,289,110
II	<b>OTHER COMPREHENSIVE INCOME/LOSS BEFORE TAX</b> (ADP 80+ 87)	<b>079</b>	<b>0</b>	<b>0</b>	<b>0</b>	<b>0</b>
III	Items that will not be reclassified to profit or loss (ADP 081 to 085)	<b>080</b>	<b>0</b>	<b>0</b>	<b>0</b>	<b>0</b>
	1 Changes in revaluation reserves of fixed tangible and intangible assets	081	0	0	0	0
	2 Gains or losses from subsequent measurement of equity instruments at fair value through other comprehensive income	082	0	0	0	0
	3 Fair value changes of financial liabilities at fair value through statement of profit or loss, attributable to changes in their credit risk	083	0	0	0	0
	4 Actuarial gains/losses on the defined benefit obligation	084	0	0	0	0
	5 Other items that will not be reclassified	085	0	0	0	0
	6 Income tax relating to items that will not be reclassified	086	0	0	0	0
IV	Items that may be reclassified to profit or loss (ADP 088 to 095)	<b>087</b>	<b>0</b>	<b>0</b>	<b>0</b>	<b>0</b>
	1 Exchange rate differences from translation of foreign operations	088	0	0	0	0
	2 Gains or losses from subsequent measurement of debt securities at fair value through other comprehensive income	089	0	0	0	0
	3 Profit or loss arising from effective cash flow hedging	090	0	0	0	0
	4 Profit or loss arising from effective hedge of a net investment in a foreign operation	091	0	0	0	0
	5 Share in other comprehensive income/loss of companies linked by virtue of participating interests	092	0	0	0	0
	6 Changes in fair value of the time value of option	093	0	0	0	0
	7 Changes in fair value of forward elements of forward contracts	094	0	0	0	0
	8 Other items that may be reclassified to profit or loss	095	0	0	0	0
	9 Income tax relating to items that may be reclassified to profit or loss	096	0	0	0	0
V	<b>NET OTHER COMPREHENSIVE INCOME OR LOSS</b> (ADP 080+087- 086 - 096)	<b>097</b>	<b>0</b>	<b>0</b>	<b>0</b>	<b>0</b>
VI	<b>COMPREHENSIVE INCOME OR LOSS FOR THE PERIOD</b> (ADP 078+097)	<b>098</b>	<b>1,997,176</b>	<b>1,786,347</b>	<b>2,145,820</b>	<b>1,289,110</b>

## APPENDIX to the Statement on comprehensive income (to be filled in by undertakings that draw up consolidated statements)

VII	<b>COMPREHENSIVE INCOME OR LOSS FOR THE PERIOD</b> (ADP 100+101)	<b>099</b>	<b>0</b>	<b>0</b>	<b>0</b>	<b>0</b>
	1 Attributable to owners of the parent	100	0	0	0	0
	2 Attributable to minority (non-controlling) interest	101	0	0	0	0

# STATEMENT OF CASH FLOWS

## (INDIRECT METHOD)

for the period 1.1.2024 to 30.6.2024  
Submitter: AD Plastik d.d. (in EUR)

ITEM 1	ADP CODE 2	SAME PERIOD OF THE PREVIO- US YEAR 3	CURRENT PERIOD 4
<b>CASH FLOW FROM OPERATING ACTIVITIES</b>			
1 Pre-tax profit	001	1,943,136	2,145,820
<b>2 Adjustments</b> (ADP 003 to 010)	<b>002</b>	<b>-2,108,529</b>	<b>512,180</b>
a) Depreciation	003	3,648,799	3,804,343
b) Gains and losses from sale and value adjustment of fixed tangible and intangible assets	004	-2,363,690	-1,338,054
c) Gains and losses from sale and unrealised gains and losses and value adjustment of financial assets	005	0	0
d) Interest and dividend income	006	-2,672,430	-2,047,312
e) Interest expenses	007	236,007	652,376
f) Provisions	008	-16,652	0
g) Exchange rate differences (unrealised)	009	440	65
h) Other adjustments for non-cash transactions and unrealised gains and losses	010	-941,003	-559,238
<b>I Cash flow increase or decrease before changes in working capital</b> (ADP 001+002)	<b>011</b>	<b>-165,393</b>	<b>2,658,000</b>
<b>3 Changes in the working capital</b> (ADP 013 to 016)	<b>012</b>	<b>-7,462,718</b>	<b>4,100,933</b>
a) Increase or decrease in short-term liabilities	013	2,144,449	-3,921,608
b) Increase or decrease in short-term receivables	014	-8,146,950	-454,695
c) Increase or decrease in inventories	015	-1,460,217	8,477,236
d) Other increase or decrease in working capital	016	0	0
<b>II Cash from operations</b> (ADP 011+012)	<b>017</b>	<b>-7,628,111</b>	<b>6,758,933</b>
4 Interest paid	018	-202,127	-653,542
5 Income tax paid	019	0	0
<b>A NET CASH FLOW FROM OPERATING ACTIVITIES</b> (ADP 017 to 019)	<b>020</b>	<b>-7,830,238</b>	<b>6,105,391</b>



# STATEMENT OF CASH FLOWS

## (INDIRECT METHOD)

for the period 1.1.2024 to 30.6.2024  
Submitter: AD Plastik d.d. (in EUR)

ITEM 1	ADP CODE 2	SAME PERIOD OF THE PREVIO- US YEAR 3	CURRENT PERIOD 4
<b>CASH FLOW FROM INVESTMENT ACTIVITIES</b>			
1 Cash receipts from sales of fixed tangible and intangible assets	021	3,377,370	1,496,983
2 Cash receipts from sales of financial instruments	022	0	0
3 Interest received	023	120,729	70
4 Dividends received	024	2,483,529	617,862
5 Cash receipts from repayment of loans and deposits	025	228,764	1,113,003
6 Other cash receipts from investment activities	026	0	0
<b>III Total cash receipts from investment activities</b> (ADP 021 to 026)	<b>027</b>	<b>6,210,392</b>	<b>3,227,918</b>
1 Cash payments for the purchase of fixed tangible and intangible assets	028	-2,197,055	-6,283,324
2 Cash payments for the acquisition of financial instruments	029	0	0
3 Cash payments for loans and deposits for the period	030	0	0
4 Acquisition of a subsidiary, net of cash acquired	031	0	0
5 Other cash payments from investment activities	032	0	0
<b>IV Total cash payments from investment activities</b> (ADP 028 to 032)	<b>033</b>	<b>-2,197,055</b>	<b>-6,283,324</b>
<b>B NET CASH FLOW FROM INVESTMENT ACTIVITIES</b> (ADP 027 +033)	<b>034</b>	<b>4,013,337</b>	<b>-3,055,406</b>
<b>CASH FLOW FROM FINANCING ACTIVITIES</b>			
1 Cash receipts from the increase in initial (subscribed) capital	035	0	0
2 Cash receipts from the issue of equity financial instruments and debt financial instruments	036	0	0
3 Cash receipts from credit principals, loans and other borrowings	037	7,950,037	12,779,999
4 Other cash receipts from financing activities	038	0	0
<b>V Total cash receipts from financing activities</b> (ADP 035 to 038)	<b>039</b>	<b>7,950,037</b>	<b>12,779,999</b>
1 Cash payments for the repayment of credit principals, loans and other borrowings and debt financial instruments	040	-4,041,688	-13,771,205
2 Cash payments for dividends	041	0	0
3 Cash payments for finance lease	042	-420,874	-457,739
4 Cash payments for the redemption of treasury shares and decrease in initial (subscribed) capital	043	0	0
5 Other cash payments from financing activities	044	0	0
<b>VI Total cash payments from financing activities</b> (ADP 040 to 044)	<b>045</b>	<b>-4,462,562</b>	<b>-14,228,944</b>
<b>C NET CASH FLOW FROM FINANCING ACTIVITIES</b> (ADP 039 +045)	<b>046</b>	<b>3,487,475</b>	<b>-1,448,945</b>
1 Unrealised exchange rate differences in respect of cash and cash equivalents	047	-440	-65
<b>D NET INCREASE OR DECREASE IN CASH FLOWS</b> (ADP 020+034+046+047)	<b>048</b>	<b>-329,866</b>	<b>1,600,975</b>
<b>E CASH AND CASH EQUIVALENTS AT THE BEGINNING OF THE PERIOD</b>	<b>049</b>	<b>2,378,004</b>	<b>418,519</b>
<b>F CASH AND CASH EQUIVALENTS AT THE END OF THE PERIOD</b> (ADP 048+049)	<b>050</b>	<b>2,048,138</b>	<b>2,019,494</b>

# STATEMENT OF CHANGES IN EQUITY

for the period 1.1.2024 to 30.6.2024  
Submitter: AD Plastik d.d. (in EUR)

Item	ADP code	Attributable to owners of the parent															Minority (non-controlling) interest	Total capital and reserves	
		Initial (subscribed) capital	Capital reserves	Legal reserves	Reserves for treasury shares	Treasury shares and holdings (deductible item)	Statutory reserves	Other reserves	Revaluation reserves	Fair value of financial assets through other comprehensive income (available for sale)	Cash flow hedge - effective portion	Hedge of a net investment in a foreign operation - effective portion	Other fair value reserves	Exchange rate differences from translation of foreign operations	Retained profit / loss brought forward	Profit/loss for the business year			Total attributable to owners of the parent
1	2	3	4	5	6	7	8	9	10	11	12	13	14	15	16	17	18 (3 to 6 - 7 + 8 to 17)	19	20 (18+19)
<b>PREVIOUS PERIOD</b>																			
1 Balance on the first day of the previous business year	01	55,738,058	25,402,255	813,439	2,772,641	921,001	0	6,880,988	0	0	0	0	0	0	13,101,826	-13,743,480	90,044,726	0	90,044,726
2 Changes in accounting policies	02	0	0	0	0	0	0	0	0	0	0	0	0	0	0	0	0	0	0
3 Correction of errors	03	0	0	0	0	0	0	0	0	0	0	0	0	0	0	0	0	0	0
<b>4 Balance on the first day of the previous business year (restated) (ADP 01 to 03)</b>	<b>04</b>	<b>55,738,058</b>	<b>25,402,255</b>	<b>813,439</b>	<b>2,772,641</b>	<b>921,001</b>	<b>0</b>	<b>6,880,988</b>	<b>0</b>	<b>0</b>	<b>0</b>	<b>0</b>	<b>0</b>	<b>0</b>	<b>13,101,826</b>	<b>-13,743,480</b>	<b>90,044,726</b>	<b>0</b>	<b>90,044,726</b>
5 Profit/loss of the period	05	0	0	0	0	0	0	0	0	0	0	0	0	0	0	1,997,176	1,997,176	0	1,997,176
6 Exchange rate differences from translation of foreign operations	06	0	0	0	0	0	0	0	0	0	0	0	0	0	0	0	0	0	0
7 Changes in revaluation reserves of fixed tangible and intangible assets	07	0	0	0	0	0	0	0	0	0	0	0	0	0	0	0	0	0	0
8 Gains or losses from subsequent measurement of financial assets at fair value through other comprehensive income (available for sale)	08	0	0	0	0	0	0	0	0	0	0	0	0	0	0	0	0	0	0
9 Profit or loss arising from effective cash flow hedge	09	0	0	0	0	0	0	0	0	0	0	0	0	0	0	0	0	0	0
10 Profit or loss arising from effective hedge of a net investment in a foreign operation	10	0	0	0	0	0	0	0	0	0	0	0	0	0	0	0	0	0	0
11 Share in other comprehensive income/loss of companies linked by virtue of participating interests	11	0	0	0	0	0	0	0	0	0	0	0	0	0	0	0	0	0	0
12 Actuarial gains/losses on the defined benefit obligation	12	0	0	0	0	0	0	0	0	0	0	0	0	0	0	0	0	0	0
13 Other changes in equity unrelated to owners	13	0	0	0	0	0	0	0	0	0	0	0	0	0	0	0	0	0	0
14 Tax on transactions recognised directly in equity	14	0	0	0	0	0	0	0	0	0	0	0	0	0	0	0	0	0	0



# STATEMENT OF CHANGES IN EQUITY

for the period 1.1.2024 to 30.6.2024  
Submitter: AD Plastik d.d. (in EUR)

Item	ADP code	Attributable to owners of the parent															Total capital and reserves		
		Initial (subscribed) capital	Capital reserves	Legal reserves	Reserves for treasury shares	Treasury shares and holdings (deductible item)	Statutory reserves	Other reserves	Revaluation reserves	Fair value of financial assets through other comprehensive income (available for sale)	Cash flow hedge - effective portion	Hedge of a net investment in a foreign operation - effective portion	Other fair value reserves	Exchange rate differences from translation of foreign operations	Retained profit / loss brought forward	Profit/loss for the business year		Total attributable to owners of the parent	Minority (non-controlling) interest
1	2	3	4	5	6	7	8	9	10	11	12	13	14	15	16	17	18 (3 to 6 - 7 + 8 to 17)	19	20 (18+19)
15 Decrease in initial (subscribed) capital (other than arising from the pre-bankruptcy settlement procedure or from the reinvestment of profit)	15	0	0	0	0	0	0	0	0	0	0	0	0	0	0	0	0	0	0
16 Decrease in initial (subscribed) capital arising from the pre-bankruptcy settlement procedure	16	0	0	0	0	0	0	0	0	0	0	0	0	0	0	0	0	0	0
17 Decrease in initial (subscribed) capital arising from the reinvestment of profit	17	0	0	0	0	0	0	0	0	0	0	0	0	0	0	0	0	0	0
18 Redemption of treasury shares/holdings	18	0	0	0	0	0	0	0	0	0	0	0	0	0	0	0	0	0	0
19 Payments from members/shareholders	19	0	0	0	0	0	0	0	0	0	0	0	0	0	0	0	0	0	0
20 Payment of share in profit/dividend	20	0	0	0	0	0	0	0	0	0	0	0	0	0	0	0	0	0	0
21 Other distributions and payments to members/shareholders	21	0	0	0	0	0	0	0	0	0	0	0	0	0	0	0	0	0	0
22 Transfer to reserves according to the annual schedule	22	0	0	0	0	0	0	0	0	0	0	0	0	0	-13,743,480	13,743,480	0	0	0
23 Increase in reserves arising from the pre-bankruptcy settlement procedure	23	0	0	0	0	0	0	0	0	0	0	0	0	0	0	0	0	0	0
<b>24 Balance on the last day of the previous business year reporting period (ADP 04 to 23)</b>	<b>24</b>	<b>55,738,058</b>	<b>25,402,255</b>	<b>813,439</b>	<b>2,772,641</b>	<b>921,001</b>	<b>0</b>	<b>6,880,988</b>	<b>0</b>	<b>0</b>	<b>0</b>	<b>0</b>	<b>0</b>	<b>0</b>	<b>-641,654</b>	<b>1,997,176</b>	<b>92,041,902</b>	<b>0</b>	<b>92,041,902</b>
<b>APPENDIX TO THE STATEMENT OF CHANGES IN EQUITY (to be filled in by undertakings that draw up financial statements in accordance with the IFRS)</b>																			
<b>I OTHER COMPREHENSIVE INCOME OF THE PREV. PERIOD, NET OF TAX (ADP 06 to 14)</b>	<b>25</b>	<b>0</b>	<b>0</b>	<b>0</b>	<b>0</b>	<b>0</b>	<b>0</b>	<b>0</b>	<b>0</b>	<b>0</b>	<b>0</b>	<b>0</b>	<b>0</b>	<b>0</b>	<b>0</b>	<b>0</b>	<b>0</b>	<b>0</b>	<b>0</b>
<b>II COMPREHENSIVE INCOME OR LOSS FOR THE PREVIOUS PERIOD (ADP 05+25)</b>	<b>26</b>	<b>0</b>	<b>0</b>	<b>0</b>	<b>0</b>	<b>0</b>	<b>0</b>	<b>0</b>	<b>0</b>	<b>0</b>	<b>0</b>	<b>0</b>	<b>0</b>	<b>0</b>	<b>0</b>	<b>1,997,176</b>	<b>1,997,176</b>	<b>0</b>	<b>1,997,176</b>
<b>III TRANSACTIONS WITH OWNERS IN THE PREVIOUS PERIOD RECOGNISED DIRECTLY IN EQUITY (ADP 15 to 23)</b>	<b>27</b>	<b>0</b>	<b>0</b>	<b>0</b>	<b>0</b>	<b>0</b>	<b>0</b>	<b>0</b>	<b>0</b>	<b>0</b>	<b>0</b>	<b>0</b>	<b>0</b>	<b>0</b>	<b>-13,743,480</b>	<b>13,743,480</b>	<b>0</b>	<b>0</b>	<b>0</b>





# STATEMENT OF CHANGES IN EQUITY

for the period 1.1.2024 to 30.6.2024  
Submitter: AD Plastik d.d. (in EUR)

Item	ADP code	Attributable to owners of the parent															Minority (non-controlling) interest	Total capital and reserves	
		Initial (subscribed) capital	Capital reserves	Legal reserves	Reserves for treasury shares	Treasury shares and holdings (deductible item)	Statutory reserves	Other reserves	Revaluation reserves	Fair value of financial assets through other comprehensive income (available for sale)	Cash flow hedge - effective portion	Hedge of a net investment in a foreign operation - effective portion	Other fair value reserves	Exchange rate differences from translation of foreign operations	Retained profit / loss brought forward	Profit/loss for the business year			Total attributable to owners of the parent
1	2	3	4	5	6	7	8	9	10	11	12	13	14	15	16	17	18 (3 to 6 - 7 + 8 to 17)	19	20 (18+19)
<b>CURRENT PERIOD</b>																			
1 Balance on the first day of the current business year	28	54,594,592	25,884,472	813,439	2,772,641	871,127	0	6,880,988	0	0	0	0	0	0	0	1,039,559	91,114,564	0	91,114,564
2 Changes in accounting policies	29	0	0	0	0	0	0	0	0	0	0	0	0	0	0	0	0	0	0
3 Correction of errors	30	0	0	0	0	0	0	0	0	0	0	0	0	0	0	0	0	0	0
4 Balance on the first day of the current business year (restated) (AOP 28 to 30)	31	54,594,592	25,884,472	813,439	2,772,641	871,127	0	6,880,988	0	0	0	0	0	0	0	1,039,559	91,114,564	0	91,114,564
5 Profit/loss of the period	32	0	0	0	0	0	0	0	0	0	0	0	0	0	0	2,145,820	2,145,820	0	2,145,820
6 Exchange rate differences from translation of foreign operations	33	0	0	0	0	0	0	0	0	0	0	0	0	0	0	0	0	0	0
7 Changes in revaluation reserves of fixed tangible and intangible assets	34	0	0	0	0	0	0	0	0	0	0	0	0	0	0	0	0	0	0
8 Gains or losses from subsequent measurement of financial assets at fair value through other comprehensive income (available for sale)	35	0	0	0	0	0	0	0	0	0	0	0	0	0	0	0	0	0	0
9 Profit or loss arising from effective cash flow hedge	36	0	0	0	0	0	0	0	0	0	0	0	0	0	0	0	0	0	0
10 Profit or loss arising from effective hedge of a net investment in a foreign operation	37	0	0	0	0	0	0	0	0	0	0	0	0	0	0	0	0	0	0
11 Share in other comprehensive income/loss of companies linked by virtue of participating interests	38	0	0	0	0	0	0	0	0	0	0	0	0	0	0	0	0	0	0
12 Actuarial gains/losses on the defined benefit obligation	39	0	0	0	0	0	0	0	0	0	0	0	0	0	0	0	0	0	0
13 Other changes in equity unrelated to owners	40	0	0	0	0	0	0	0	0	0	0	0	0	0	0	0	0	0	0
14 Tax on transactions recognised directly in equity	41	0	0	0	0	0	0	0	0	0	0	0	0	0	0	0	0	0	0



# STATEMENT OF CHANGES IN EQUITY

for the period 1.1.2024 to 30.6.2024  
Submitter: AD Plastik d.d. (in EUR)

Item	ADP code	Attributable to owners of the parent															Minority (non-controlling) interest	Total capital and reserves	
		Initial (subscribed) capital	Capital reserves	Legal reserves	Reserves for treasury shares	Treasury shares and holdings (deductible item)	Statutory reserves	Other reserves	Revaluation reserves	Fair value of financial assets through other comprehensive income (available for sale)	Cash flow hedge - effective portion	Hedge of a net investment in a foreign operation - effective portion	Other fair value reserves	Exchange rate differences from translation of foreign operations	Retained profit / loss brought forward	Profit/loss for the business year			Total attributable to owners of the parent
1	2	3	4	5	6	7	8	9	10	11	12	13	14	15	16	17	18 (3 to 6 - 7 + 8 to 17)	19	20 (18+19)
15 Decrease in initial (subscribed) capital (other than arising from the pre-bankruptcy settlement procedure or from the reinvestment of profit)	42	0	0	0	0	0	0	0	0	0	0	0	0	0	0	0	0	0	0
16 Decrease in initial (subscribed) capital arising from the pre-bankruptcy settlement procedure	43	0	0	0	0	0	0	0	0	0	0	0	0	0	0	0	0	0	0
17 Decrease in initial (subscribed) capital arising from the reinvestment of profit	44	0	0	0	0	0	0	0	0	0	0	0	0	0	0	0	0	0	0
18 Redemption of treasury shares/holdings	45	0	0	0	0	0	0	0	0	0	0	0	0	0	0	0	0	0	0
19 Payments from members/shareholders	46	0	0	0	0	0	0	0	0	0	0	0	0	0	0	0	0	0	0
20 Payment of share in profit/dividend	47	0	0	0	0	0	0	0	0	0	0	0	0	0	0	0	0	0	0
21 Other distributions and payments to members/shareholders	48	0	0	0	-1,901,514	0	0	1,612,517	0	0	0	0	0	0	288,997	0	0	0	0
22 Carryforward per annual plane	49	0	0	0	0	0	0	0	0	0	0	0	0	0	1,039,559	-1,039,559	0	0	0
23 Increase in reserves arising from the pre-bankruptcy settlement procedure	50	0	0	0	0	0	0	0	0	0	0	0	0	0	0	0	0	0	0
<b>24 Balance on the last day of the current business year reporting period (ADP 31 to 50)</b>	<b>51</b>	<b>54,594,592</b>	<b>25,884,472</b>	<b>813,439</b>	<b>871,127</b>	<b>871,127</b>	<b>0</b>	<b>8,493,505</b>	<b>0</b>	<b>0</b>	<b>0</b>	<b>0</b>	<b>0</b>	<b>0</b>	<b>1,328,556</b>	<b>2,145,820</b>	<b>93,260,384</b>	<b>0</b>	<b>93,260,384</b>
<b>APPENDIX TO THE STATEMENT OF CHANGES IN EQUITY (to be filled in by undertakings that draw up financial statements in accordance with the IFRS)</b>																			
<b>I OTHER COMPREHENSIVE INCOME FOR THE CURRENT PERIOD, NET OF TAX (ADP 33 to 41)</b>	<b>52</b>	<b>0</b>	<b>0</b>	<b>0</b>	<b>0</b>	<b>0</b>	<b>0</b>	<b>0</b>	<b>0</b>	<b>0</b>	<b>0</b>	<b>0</b>	<b>0</b>	<b>0</b>	<b>0</b>	<b>0</b>	<b>0</b>	<b>0</b>	<b>0</b>
<b>II COMPREHENSIVE INCOME OR LOSS FOR THE CURRENT PERIOD (ADP 32 to 52)</b>	<b>53</b>	<b>0</b>	<b>0</b>	<b>0</b>	<b>0</b>	<b>0</b>	<b>0</b>	<b>0</b>	<b>0</b>	<b>0</b>	<b>0</b>	<b>0</b>	<b>0</b>	<b>0</b>	<b>0</b>	<b>2,145,820</b>	<b>2,145,820</b>	<b>0</b>	<b>2,145,820</b>
<b>III TRANSACTIONS WITH OWNERS IN THE CURRENT PERIOD RECOGNISED DIRECTLY IN EQUITY (ADP 42 to 50)</b>	<b>54</b>	<b>0</b>	<b>0</b>	<b>0</b>	<b>-1,901,514</b>	<b>0</b>	<b>0</b>	<b>1,612,517</b>	<b>0</b>	<b>0</b>	<b>0</b>	<b>0</b>	<b>0</b>	<b>0</b>	<b>1,328,556</b>	<b>-1,039,559</b>	<b>0</b>	<b>0</b>	<b>0</b>

# NOTES TO FINANCIAL STATEMENTS - QFS

(DRAWN UP FOR QUARTERLY REPORTING PERIODS)

<b>Name of the issuer</b>	AD Plastik d.d.
<b>Headquarter</b>	Ul. Antuna Gustava Matoša 8, 21210, Solin, Croatia
<b>OIB</b> (Personal identification number)	48351740621
<b>MBS</b>	060007090
<b>Reporting period</b>	1. 1. 2024. to 30. 6. 2024.

Notes to financial statements are available as part of AD Plastik Group's Unaudited financial statement. Unaudited financial statement is available on Zagreb Stock Exchange website.

AD Plastik Group Integrated annual report for 2023 year is available on Zagreb Stock Exchange website.

Same accounting policies are applied while drawing up financial statements for current reporting period as in the latest annual financial statements.

AD Plastik d.d. has issued corporate guarantees for the needs of subsidiaries in the following amounts: to banks EUR 7,700 thousand, to buyers EUR 3,000 thousand and to suppliers EUR 2,119 thousand.

Amount owed by AD Plastik d.d. and falling due after more than five years amounts to EUR 303 thousand.

The average number of employees of AD Plastik d.d. in the period from 01.01.2024. to 30.06.2024. was 1,095.

In intangible assets in the period from 01.01.2024. to 30.06.2024., the cost of net salaries and wages of EUR 267,330, the cost of taxes and contributions from salaries of EUR 103,692 and the cost of contributions to salaries of EUR 55,116 were capitalized.

In the reporting period, there was no change in deferred tax assets and deferred tax liabilities. Deferred tax assets of AD Plastik d.d. on 31.12.2023. amounts to EUR 2,603 thousand, while the deferred tax liability amounts to EUR 380 thousand.

# MANAGEMENT'S STATEMENT OF RESPONSIBILITY

Solin, July 2024

The financial statements of AD Plastik Group and the Company AD Plastik d.d. Solin are prepared in accordance with the International Financial Reporting Standards (IFRS) and the Croatian Law on Accounting.

The unaudited consolidated financial statements of AD Plastik Group and the financial statements of the Company AD Plastik d.d. for the period from January 1 to June 30 2024, give a complete and true review

of the assets and liabilities, profit and loss, financial position and business activities of the issuers and companies included in the consolidation as a whole.

The management report for the period until June 30 2024, contains an accurate and true display of the development and results of the business activities of the Company with a description of the most significant risks and uncertainties to which the Company is exposed.

**Marinko Došen**  
President of the  
Management Board



**Mladen Peroš**  
Member of the  
Management Board



**Zlatko Bogadi**  
Member of the  
Management Board



**Josip Divić**  
Member of the  
Management Board



The Company is registered at the Court Register of the Commercial Court of Split under the Registered Company Number (MBS): 060007090  
Company Identification Number (OIB): 48351740621  
IBAN: HR04 2340 0091 1101 5371 1, Privredna banka Zagreb d.d., Zagreb



The share capital in the amount of EUR 54,594,592.00 was paid in full.  
AD Plastik issued a total of 4,199,584 ordinary shares, in the nominal amount of EUR 13.00  
President of the Management Board: Marinko Došen  
Management Board members: Mladen Peroš, Zlatko Bogadi, Josip Divić  
President of the Supervisory Board: Sergey Dmitrievich Bodrunov

Your needs. Our drive.

