

**INTERIM REPORT
BY MANAGEMENT OF
AD PLASTIK GROUP AND
AD PLASTIK D.D. SOLIN
FOR THE FIRST THREE
MONTHS OF 2023**



AD Plastik Group and AD Plastik d.d. Solin

Reports for the period
January 1, 2023 - March 31, 2023

The financial statements of all companies within the AD Plastik Group have been prepared on the going concern basis.

The most recent annual financial statements are available on the Zagreb Stock Exchange website at the following link:



The same accounting policies have been applied in preparing the financial statements for the quarterly reporting period as in the most recent annual financial statements.



Contents

5	A brief overview in numbers
7	Comment by Marinko Došen, President of the Management Board
8	Financial results for the first quarter of 2023
13	Operating revenue per sales markets
15	AD Plastik Group with the consolidation of the corresponding ownership part in the affiliated company
17	Share
19	Addendum 1 - Alternative performance measures

Management Report

23	Balance sheet
26	Statement of profit and loss
30	Statement of cash flows (indirect method)
32	Statement of changes in equity
36	Notes to financial statements - QFS

Financial statement of AD Plastik Group

39	Balance sheet
42	Statement of profit and loss
46	Statement of cash flows (indirect method)
48	Statement of changes in equity
52	Notes to financial statements - QFS

Financial statement of the company AD Plastik

53	Management's statement of responsibility
----	--

The background is a solid teal color. In the upper left corner, there are two faint, light-colored gear icons. On the right side, there is a large, light-teal geometric shape that resembles a stylized arrow or a corner cutout, pointing towards the bottom left.

Management Report

A brief overview in numbers AD Plastik Group

EUR **33.07**
million

OPERATING REVENUE

-1.1%

compared to the
first three months
of 2022

EUR **2.80**
million

EARNINGS BEFORE INTEREST, TAXES,
AND AMORTIZATION (EBITDA)

-14.5%

compared to the
first three months
of 2022

EUR **0.68**
million

NET PROFIT

+789%

compared to the
first three months
of 2022

A brief overview in numbers

AD Plastik d.d.

EUR **25.37**
million

OPERATING REVENUE

+8.2%

compared to the
first three months
of 2022

EUR **2.21**
million

EARNINGS BEFORE INTEREST, TAXES,
AND AMORTIZATION (EBITDA)

-19.6%

compared to the
first three months
of 2022

EUR **0.21**
million

NET PROFIT

-60.3%

compared to the
first three months
of 2022

Comment by Marinko Došen, President of the Management Board

We represent you the results of AD Plastik Group's business operations for the first quarter of 2023, which finally indicate a slight recovery in the supply of semi-conductors in the European market, which consequently results also in the long-awaited increase in customer orders.

Although the Group's operating revenue slightly decreased by 1.1 percent, it was 8.2 percent higher in the parent company, and the Group's revenue in the EU and Serbian markets was by 18.8 percent higher compared to the first three months of last year. EBITDA at the Group level amounted to EUR 2.8 million and was by 14.5 percent lower than that achieved in the first quarter of 2022, but its improvement compared to previous quarters is noticeable. The Group's net profit amounted to EUR 0.68 million, which is a significant increase compared to the comparative period.

The results of the Group were expected considering the geopolitical situation and significantly lower revenue and activities in the Russian market, but it is evident that the share in total revenue of the Group from this market has significantly decreased, amounting to only 7.21 percent. It is important to note, despite the circumstances and the situation in which one Russian factory does not work, and another produces components with reduced capacities, that Russian companies, considered as a whole, are self-sustaining and financially independent from the parent company.

At the same time, the number of newly registered cars in Europe has been growing in all major markets. With more than EUR 95 million of new deals sealed in the observed period, these indicators give us reason for moderate optimism. Due to the uncertainties in the market that are present, caution is still necessary, but our primary task in the coming period is to strengthen our position as a development supplier and preserve financial stability.

A developmental year is ahead of us and we are fully focused on the quality preparation of the sealed deals, because serial production regarding almost all the projects on which we have sealed deals in the last year and a half is expected to start during the next year.



We have been adapting to circumstances, but we have a clear vision and goal. By expanding our development and production portfolios, we want to strengthen our position in the European market and readily join the new era of the automotive industry.

A handwritten signature in black ink, appearing to read 'Marinko Došen'. The signature is fluid and cursive, with a long horizontal stroke at the end.

Marinko Došen
President of the
Management Board

Financial results for the first quarter of 2023

AD Plastik Group is comprised of the following companies during the reporting period:

- AD Plastik d.d., Croatia
- AO AD Plastik Togliatti, Russia
- ZAO AD Plastik Kaluga, Russia
- AD Plastik Tisza Kft., Hungary
- ADP d.o.o., Serbia
- AD Plastik d.o.o., Slovenia

(hereinafter: AD Plastik Group)

The operating revenue of AD Plastik Group for the first three months of 2023 amounted to EUR 33.07 million, which is by 1.1 percent lower compared to the same period of the previous year, while the operating revenue of the parent company was by 8.2 percent higher and amounted to EUR 25.37 million. Significantly lower revenue from the Russian market is the main reason for this trend in the Group's revenue, while the normalization of the supply of semiconductors and the growth of customer orders have had a positive effect on the realization of the parent company's revenue.

Earnings before Interest, Taxes, Depreciation and Amortization (EBITDA) at the Group level amounted to EUR 2.8 million and was by 14.5 percent lower than in the first quarter of the previous year. EBITDA in the parent company was by 19.6 percent lower, amounting to EUR 2.21 million.





- Although the achieved EBITDA decreased compared to the observed period last year, there is a noticeable improvement compared to those achieved in previous quarters.

The achieved net profit of the Group for the first three months of 2023 was EUR 0.68 million, which represents an increase of 789 percent compared to the comparative period. In the parent company, the net profit was EUR 0.21 million, which was by 60.3 percent lower than a year earlier. A significant profit of the affiliated company and more favorable effects of exchange rate differences compared to the previous year have had a positive impact on the realized net profit of the Group.

Although geopolitical uncertainties and significant inflationary pressures are still present, the prices of raw materials and energy sources have somewhat stabilized. This has had a positive impact on the company's results, with certain sales price adjustments that have been implemented. The positive trend of normalization in the supply of semiconductors and the good sales results of certain vehicle models for which the Group produces components certainly contribute to this.

The affiliated company EAPS from Romania, in which AD Plastik d.d. has a 50 percent share, has achieved good business results thanks primarily to the good sales results of Dacia and the high capacity utilization and efficiency of the company. In the reporting period, they recorded an increase in revenue of 24 percent and profit of 52.5 percent, compared to the same period last year.

New deals for the European market were sealed with Stellantis with a total value of EUR 95.4 million in the first quarter of this year. Given that the planned start of serial production of the contracted projects, and most of the projects sealed a year earlier, is during 2024, this year can rightly be called the project year, which will be reflected also in the increased CAPEX related to the acceptance of new projects.

The company is still oriented towards maintaining financial stability and increasing efficiency and profitability.

Key performance indicators

Indicators (in EUR 000)	AD Plastik Group			AD Plastik d.d.		
	1Q 2022	1Q 2023	Index	1Q 2022	1Q 2023	Index
Operating revenue	33,424	33,068	98.9	23,446	25,368	108.2
Sales revenue	32,851	30,791	93.7	23,061	23,109	100.2
Operating expenses	33,244	32,997	99.3	22,937	25,099	109.4
EBITDA*	3,272	2,798	85.5	2,748	2,208	80.4
EBITDA last 4 quarters*	12,961	107	0.82	9,029	410	4.5
Net profit	77	681	888.9	531	211	39.7
NFD*	41,198	38,574	93.6	37,326	34,687	92.9
EBITDA margin*	9.79%	8.46%	-133 bps	11.72%	8.71%	-301 bps
Net profit margin*	0.23%	2.06%	183 bps	2.27%	0.83%	-143 bps
ROE*	0.89%	-8.59%	-948 bps	1.04%	-14.46%	-1,551 bps
Capex*	1,179	1,362	115.45	757	1,045	138.06

* In addition to the measures defined by International Financial Reporting Standards (IFRS), AD Plastik Group also uses alternative performance measures in its reports. An overview and definition of the measures used in this document are provided in Addendum 1

Operating expenses

Operating expenses (in EUR 000)	AD Plastik Group			AD Plastik d.d.		
	1Q 2022	1Q 2023	Index	1Q 2022	1Q 2023	Index
OPERATING EXPENSES	33,244	32,997	99.26	22,937	25,099	109.43
Changes in the value of work in process and finished products	-443	273	-	-140	230	-
Material costs	21,863	21,403	97.89	15,578	16,874	108.32
Staff costs	7,439	7,133	95.88	4,422	4,903	110.88
Amortization	3,092	2,727	88.20	2,238	1,939	86.64
Other costs	1,085	1,322	121.94	759	1,101	145.09
Other operating expenses	208	139	66.82	80	52	65.00

Net financial result

Net financial result (in EUR 000)	AD Plastik Group			AD Plastik d.d.		
	1Q 2022	1Q 2023	Index	1Q 2022	1Q 2023	Index
FINANCIAL REVENUE	127	11	8.38	517	93	17.97
Positive exchange rate differences	-	-	-	416	-	-
Interest income	127	11	8.38	101	93	91.96
FINANCIAL EXPENSES	1,079	531	49.23	496	98	19.86
Negative exchange rate differences	848	383	45.15	392	-	-
Interest expenses	231	148	64.18	104	98	94.57
FINANCIAL RESULT	-952	-520	54.67	22	-5	-

Less negative exchange rate differences compared to the first quarter of last year, due to the strengthening of the Hungarian forint and the smaller weakening of

the Russian ruble, have had a positive impact on the Group's net financial result in the reporting period.




Financial position

In the first quarter of 2023, the trend of net financial debt reduction was interrupted, which was expected considering the investments required for the acceptance of new projects and the temporary financing of the manufacturing of their tools. This impact will be visible also in the following periods until the start of serial production of the said projects.

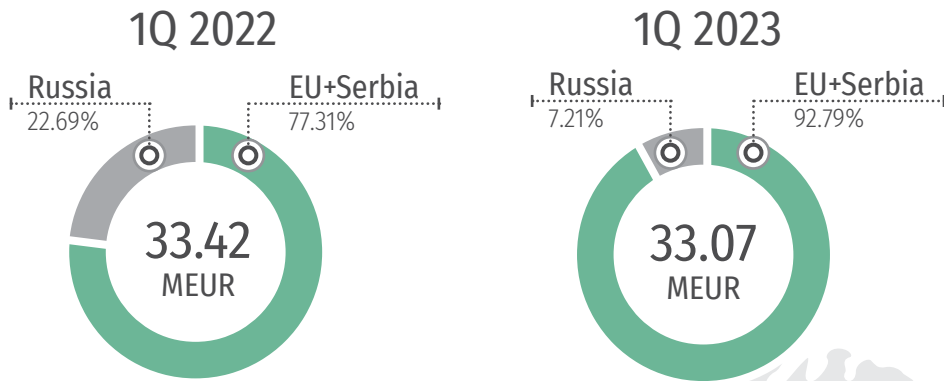
The Group's net financial debt amounted to EUR 38.57 million, which is an increase of EUR 0.77 million compared to December 31, 2022. The net financial debt of the parent company increased by EUR 1.07 million and amounted to EUR 34.69 million. The NFD/EBITDA indicators for the Group and the parent company are still at high level but their normalization is expected in the coming quarters.

The indebtedness ratio remained unchanged compared to December 31, 2022 at the level of the Group and the parent company and amounted to 0.43 and 0.40, respectively. Return on equity (ROE) was -8.6 percent at the Group level, i.e. -14.5 percent in the parent company.

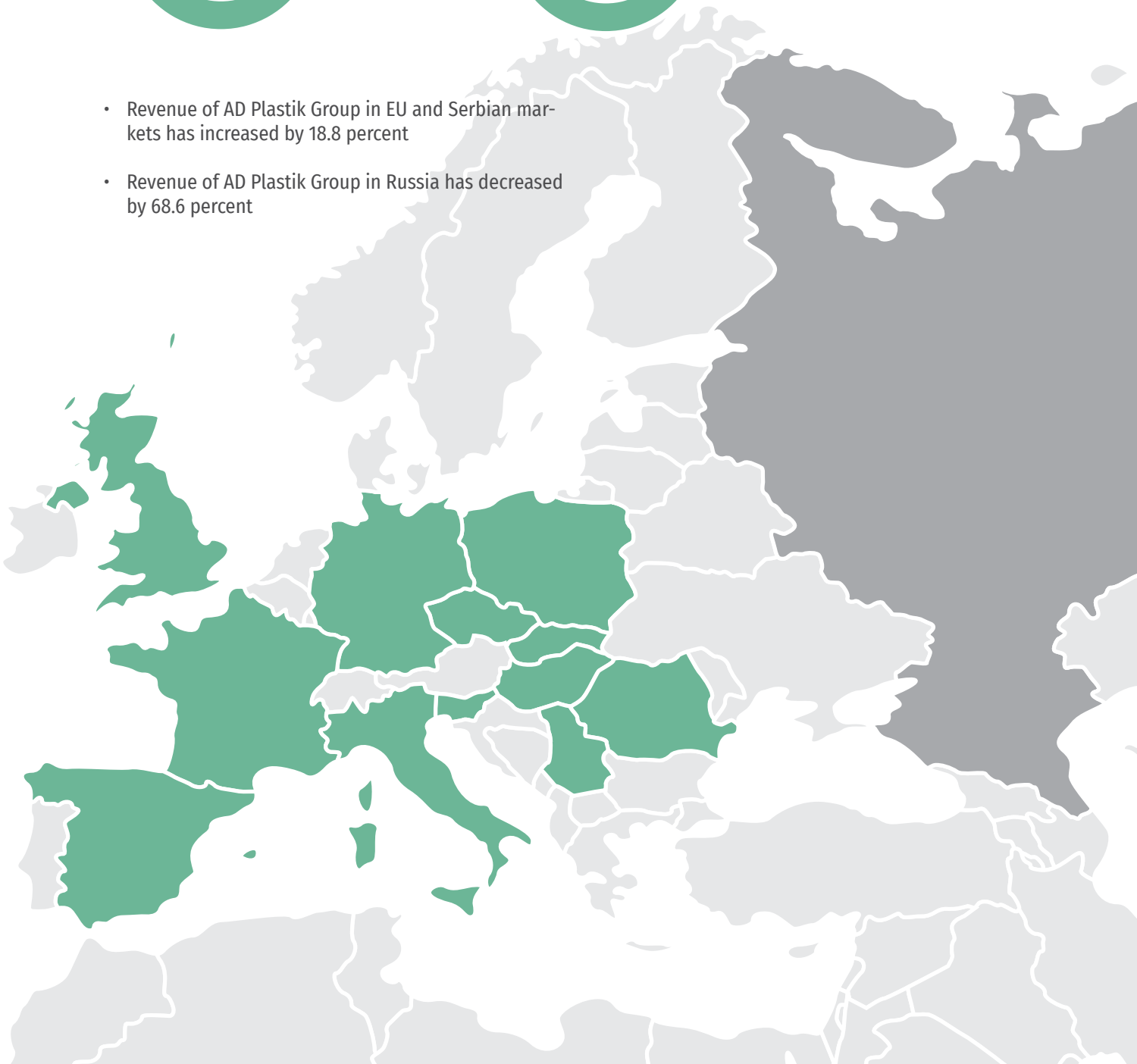


Abbreviated balance sheet (in EUR 000)	AD Plastik Group			AD Plastik d.d.		
	31 DEC 2022	31 MAR 2023	Index	31 DEC 2022	31 MAR 2023	Index
ASSETS	180,973	181,103	100.07	149,429	150,768	100.90
Noncurrent assets	127,189	125,027	98.30	114,405	112,822	98.62
Current assets	52,370	55,327	105.65	33,965	37,524	110.48
Prepaid expenses and accrued income	1,414	749	52.97	1,059	422	39.81
LIABILITIES	77,175	78,266	101.41	59,384	60,512	101.90
Noncurrent liabilities	25,696	26,898	104.68	22,740	23,719	104.31
Current liabilities	49,840	50,734	101.79	35,146	36,297	103.27
Accrued expenses and deferred revenue	1,639	634	38.69	1,499	497	33.15
CAPITAL	103,798	102,836	99.07	90,045	90,256	100.23

Operating revenue per sales markets



- Revenue of AD Plastik Group in EU and Serbian markets has increased by 18.8 percent
- Revenue of AD Plastik Group in Russia has decreased by 68.6 percent



EU and Serbian markets

The revenue of AD Plastik Group realized in these markets amounted to EUR 30.68 million in the first quarter of 2023 and compared to the same period of the previous year, it was higher by 18.8 percent. The reason for this is the gradual normalization of the supply of semiconductors and the consequent increase in customer orders. The share of revenue from these markets in the Group's total revenue has grown as expected due to the current geopolitical situation and the decline in sales in the Russian market.

The number of newly registered vehicles in the EU market in the first three months of 2023 was higher by 17.9 percent compared to the same period in 2022, so a total of 2.65 million vehicles were registered. This confirms progress in solving the problems caused by disruptions in supply chains, primarily the supply of microchips. This is supported by the continuous growth in the number of newly registered vehicles since August last year.

Growth is recorded in almost all European markets, and among the most important markets it is necessary to highlight the sales growth of 44.5 percent in Spain, 26.2 percent in Italy, 15.2 percent in France, and 6.5 percent in the largest European market, Germany.

The Volkswagen Group still holds the largest market share of 25.7 percent, and it recorded an increase in sales of 22.8 percent. Stellantis with a 19.3 percent share recorded an increase in sales of 11.3 percent, while the Renault Group recorded an increase in sales of 27.2 percent, holding a 10.8 percent market share.

The total value of AD Plastik Group's new sealed deals in the first quarter of 2023 for this market was EUR 95.4 million, and all deals were sealed with the customer Stellantis for different vehicle models and production sites.

Russian market

The automotive industry in the Russian market changed irreversibly in the last year. After the end of the Russian-Ukrainian conflict, it will certainly take a long time for it to recover and return to previous levels of sales and production. Accordingly, the Group's operating revenue in this market significantly dropped by 68.6 percent and amounted to EUR 2.38 million. This significantly reduced their share in the total revenue of the Group, which was only 7.21 percent in the reporting period.

The number of newly registered vehicles in the Russian market in the reporting period was significantly reduced, namely by 44.7 percent. Only 153 thousand new vehicles were registered, of which 42 percent were Lada vehicles manufactured at the AvtoVAZ factory.

The AD Plastik Group factory in Togliatti continues to produce components at lower levels of capacity utilization, while Kaluga factory stopped its serial production operations and optimized the organization. Russian companies, considered as a whole, are self-sustaining and financially independent of the parent company in the above circumstances.

AD Plastik Group with the consolidation

of the corresponding ownership part in the affiliated company

In order to present a clearer picture of the business, a comparable, shortened, consolidated profit and loss account of AD Plastik Group for the first three months of 2022 and 2023 has been created, with the profit and

loss account of the affiliated company Euro Auto Plastic Systems s.r.l. Mioveni, Romania (50 percent of ownership of AD Plastik d.d.).

(in EUR 000)

Positions	1Q 2022	1Q 2023	Index
OPERATING REVENUE	43,480	45,581	104.8
OPERATING EXPENSES	42,157	44,150	104.7
Material costs	27,312	28,418	104.0
Staff costs	9,057	9,120	100.7
Amortization	3,425	3,068	89.6
Other costs	2,363	3,543	149.9
FINANCIAL REVENUE	21	108	527.4
FINANCIAL EXPENSES	982	637	64.9
TOTAL REVENUE	43,501	45,690	105.0
TOTAL EXPENSES	43,139	44,787	103.8
Profit before taxation	362	903	249.7
Profit tax	285	222	77.9
PROFIT OF THE PERIOD	77	681	889.0
EBITDA	4,748	4,500	94.8

The operating revenue of AD Plastik Group with the consolidated corresponding part of ownership in the affiliated company amounted to EUR 45.58 million, recording

an increase of 4.8 percent compared to the comparative period of the previous year. EBITDA amounted to EUR 4.5 million, representing a decrease of 5.2 percent.




Abbreviated P/L and the Balance sheet of the affiliated company EAPS

EAPS results have been included in the results of AD Plastik Group by the equity method and in the reporting period, its performance indicators increased. Generated operating revenue increased by 24 percent, amounting to EUR 25.63 million, while net profit amounted to EUR 2.57 million, and increased by 52.5 percent. The growth of Dacia customer orders and work at a high level of capacity utilization are the main reasons for the achieved results.

Investments, primarily related to the acceptance of new projects, amounted to EUR 2.24 million in the observed period. The company has no financial liabilities towards AD Plastik d.d., nor liabilities towards external entities. As of March 31, 2023, its cash on account amounted to EUR 11.21 million.

EAPS primarily generates its revenue in the Romanian market from the Dacia customer and, to a lesser extent, it supplies its products to the markets of Algeria, Argentina, Brazil, Colombia, Morocco, and South Africa.



(in EUR 000)

Positions	1Q 2022	1Q 2023	Index
Operating revenue	20,668	25,625	124.0
Operating expenses	-18,381	-22,905	124.6
Net financial result	-19	-16	84.2
Profit before taxation	2,267	2,704	119.3
Profit tax	-582	-134	23.0
Profit of the period	1,685	2,570	152.5

100% realization shown

(in EUR 000)

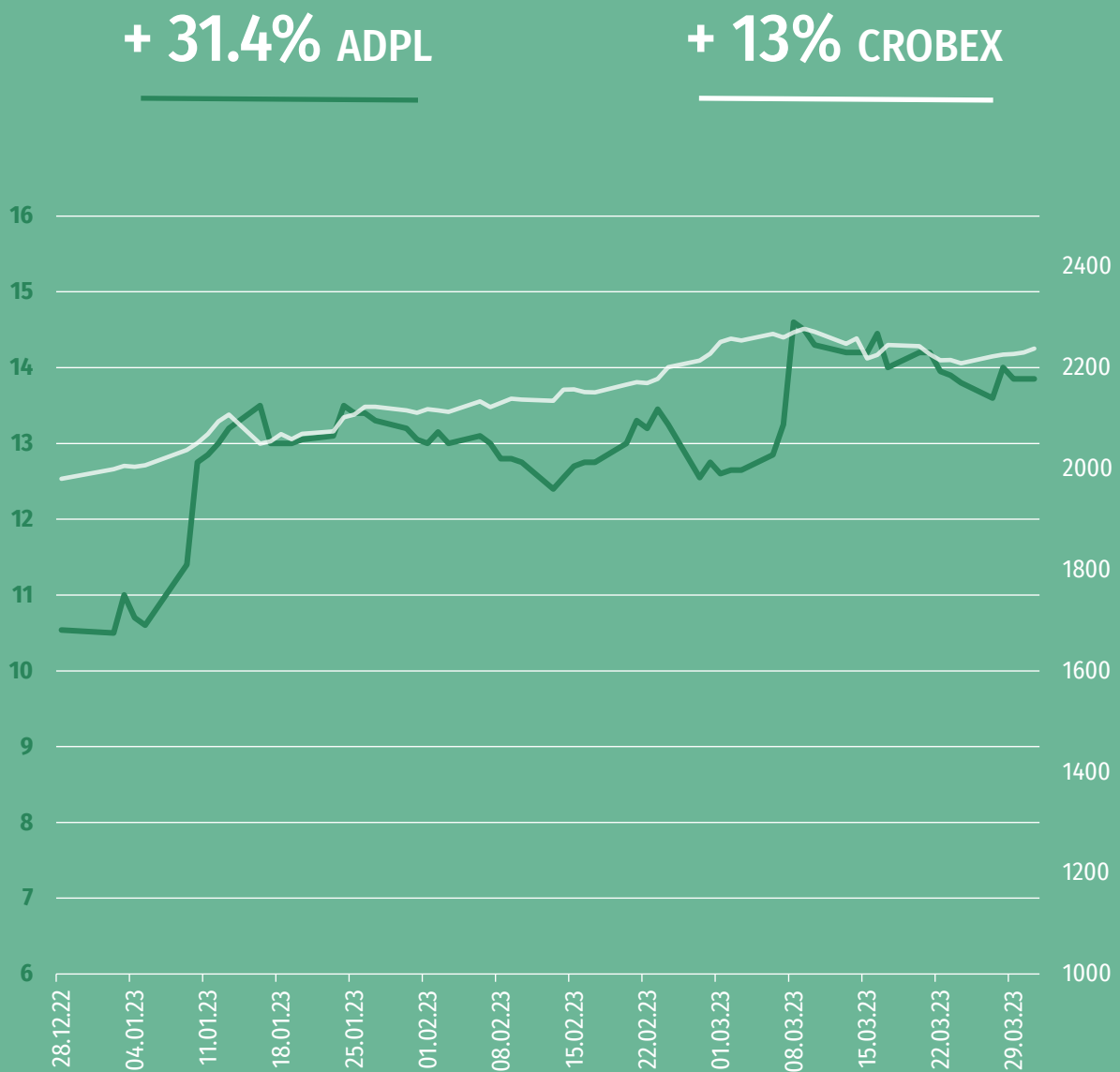
Positions	31 DEC 2022	31 MAR 2023	Index
Noncurrent assets	12,249	17,535	143.2
Current assets	39,297	43,528	110.8
TOTAL ASSETS	51,546	61,063	118.5
Capital + provisions	22,358	28,283	126.5
Noncurrent liabilities and provisions	1,023	4,971	485.8
Current liabilities	28,165	27,809	98.7
TOTAL LIABILITIES	51,546	61,063	118.5

Share

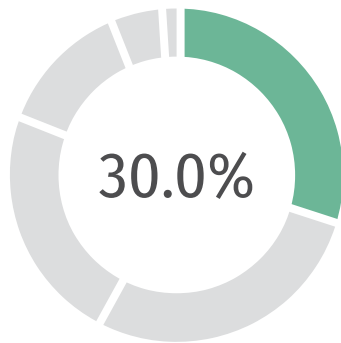
The geopolitical situation and the decisions of central banks, as well as the disturbances in the market that we have been witnessing, greatly influence the movements of the world capital markets. However, almost all major indices of the European and American capital markets recorded growth in the first quarter of 2023. Significant growth was also recorded by indices related to the automotive industry and peer companies.

The value of the ADPL share also grew in the reporting period, namely by 31.4 percent compared to the end of 2022, so on March 31, 2023, its price was EUR 13.85. The value of Crobex increased by 13 percent in the reporting period.

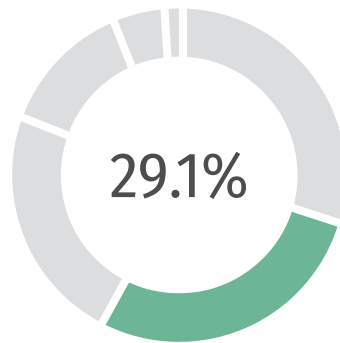
ADPL share price and CROBEX index behavior



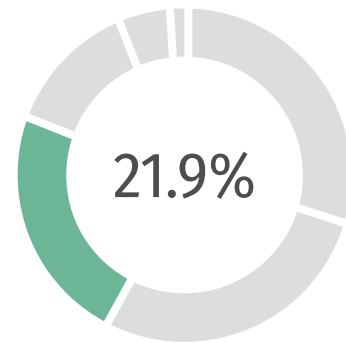
Ownership structure as of March 31, 2023



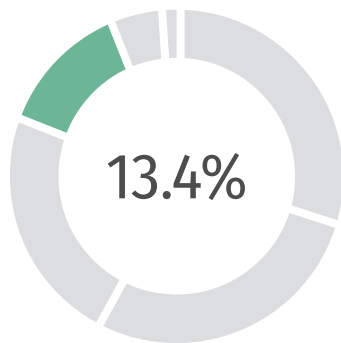
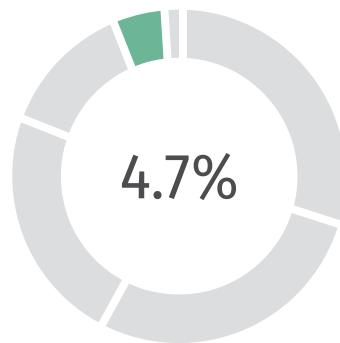
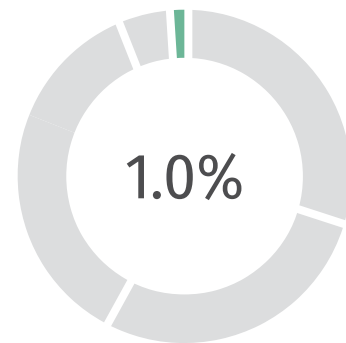
AO HAK



Small shareholders



Pension funds

Management, employees
and former employeesOther institutional
investors

Treasury shares

ADPL	2022	Q1 2023	Index
Final price (EUR)	10.5	13.9	131.4
Average price (EUR)	13.5	13.1	97.0
The highest price (EUR)	23.9	14.7	61.5
The lowest price (EUR)	9.6	10.5	109.9
Volume	81,494	162,062	198.9
Turnover (EUR)	8,310,695	2,127,730	25.6
Market capitalization (EUR) *	44,256,018	58,164,238	131.4
P/E *	-4.5	-6.3	-
EPS (EUR) *	-2.3	-2.2	-

* In addition to the measures defined by International Financial Reporting Standards (IFRS), AD Plastik Group also uses alternative performance measures in its reports. An overview and definition of the measures used in this document are provided in Addendum 1.



Addendum 1 - Alternative performance measures

In addition to the financial performance measures defined by International Financial Reporting Standards (IFRS), AD Plastik Group also uses certain alternative performance measures in its reports, considering them useful for business performance analysis for investors. Alternative performance measures show comparative periods so that the company's results can be compared over different periods.



EBITDA and EBITDA margin

EBITDA (Earnings before Interest, Taxes, Depreciation and Amortization) represents the operating profit (operating revenue minus operating expenses) increased by amortization of tangible and intangible assets. The company also presents an EBITDA margin that represents a percentage of EBITDA relative to operating revenue.

Net profit margin

It is calculated by the ratio of realized net profit and operating revenue. The company uses this measure to track its profitability relative to operating revenue.

Net debt and net debt in relation to EBITDA

Net debt represents the sum of short-term and long-term liabilities to banks and short-term and long-term loans to non-banking companies, minus cash and cash equivalents. AD Plastik Group uses the ratio of net debt to EBITDA as an indicator of financial stability and the

company's ability to repay its financial obligations. When calculating the indicators on a quarterly basis, the EBITDA realized in the last four quarters is taken into account.

	(in EUR 000)	
AD Plastik Group	31 DEC 2022	31 MAR 2023
Non-bank loans	3,459	3,336
Noncurrent liabilities to banks	23,238	24,700
Current liabilities to banks	15,152	14,525
Cash	-4,048	-3,987
Net financial debt	37,801	38,574

	(in EUR 000)	
AD Plastik d.d.	31 DEC 2022	31 MAR 2023
Non-bank loans	2,508	2,507
Noncurrent liabilities to banks	21,226	22,377
Current liabilities to banks	12,267	12,185
Cash	-2,378	-2,382
Net financial debt	33,622	34,687

ROE

This measure is used to monitor the realized return on equity. It is calculated on an annual and quarterly basis. When calculating the indicators on an annual basis, the ratio is the net profit of the current period and the average value of equity (the average value of equity at the end of the reporting period and equity at the beginning of the reporting period). At the quarterly level, it is calculated by the ratio of net profit for the last four quarters and the average value of equity (average value of equity at the end of the reporting period and equity at the end of the same period of the previous year).

Capex

Capital investments are indirect cash flow position and they are related to payments for tangible and intangible assets. This measure is used as an indicator of the use of funds to achieve future economic flows and ensure the distribution of funds in accordance with the Group's strategy.

Indebtedness ratio

The indebtedness ratio is the ratio of total liabilities to total assets. This measure is used to monitor the company's financial risk in terms of growth of liabilities in relation to assets.

Market capitalization

Market capitalization is the total market value of the company, and it is calculated as the product of the total number of shares and the last share price on the day of the reporting period.

	31 DEC 2022	31 MAR 2023
Last price in the period (EUR)	10.5	13.9
Number of shares (000)	4,200	4,200
Market capitalization (in EUR 000)	44,256	58,164

EPS and P/E

These measures are used so that investors can analyze the value of the share. Earnings per share (EPS) are calculated by dividing net profit by the weighted average number of shares. The quarterly calculation uses the net profit realized in the last four quarters.

	31 DEC 2022	31 MAR 2023
Net profit /loss of the period (in EUR 000)	-9,731	-9,127
Average weighted number of shares (000)	4,152	4,152
EPS (EUR)	-2.34	-2.20

P/E is the ratio of price to earnings per share (EPS). The price represents the share price on the last day of the reporting period, and in the quarterly calculation, net profit represents the realized profit in the last four quarters.



Financial statement of AD Plastik Group

Annex 1

Issuer's general data

Reporting period:	1.1.2023	to	31.3.2023
Year:	2023	Quarter:	1
Quarterly financial statements			
Registration number (MB):	3440494	Issuer's home Member State code:	HR
Entity's registration number (MBS):	60007090		
Personal identification number (OIB):	48351740621	LEI:	549300NFX18SRZHNT751
Institution code:	382		
Name of the issuer:	AD PLASTIK d.d.		
Postcode and town:	21210	Solin	
Street and house number:	Matoševa 8		
E-mail address:	informacije@adplastik.hr		
Web address:	www.adplastik.hr		
Number of employees (end of the reporting period):		1959	
Consolidated report:	KD	(KN-not consolidated /KD-consolidated)	
Audited:	RN	(RN-not audited /RD-audited)	
Names of subsidiaries (according to IFRS):	Registered office:	MB:	
AD PLASTIK d.d.	Solin, Croatia	03440494	
AO AD PLASTIK TOGLIATTI	Samara, Russian Federation	1036300221935	
ZAO AD PLASTIK KALUGA	Kaluga, Russian Federation	1074710000320	
AD PLASTIK TISZA Kft.	Tiszaújváros, Hungary	12800821-2932-133-05	
ADP d.o.o.	Mladenovac, Serbia	20787538	
AD PLASTIK d.o.o.	Novo Mesto, Slovenia	1214985000	
Bookkeeping firm:	NO	(Yes/No)	
Contact person:	Jurun Krešimir	(only name and surname of the contact person)	
Telephone:	021/206-663		
E-mail address:	kresimir.jurun@adplastik.hr		
Audit firm:		(name of the audit firm)	
Certified auditor:		(name and surname)	

Balance sheet

balance as at 31.3.2023, submitter: AD Plastik Group

	ITEM 1	ADP CODE 2	LAST DAY OF THE PRECEDING BUSI- NESS YEAR 3	AT THE REPORT- ING DATE OF THE CURRENT PERIOD 4
ASSETS				
A	RECEIVABLES FOR SUBSCRIBED CAPITAL UNPAID	001	0	0
B	FIXED ASSETS (ADP 003+010+020+031+036)	002	127,189,302	125,026,831
	I INTANGIBLE ASSETS (ADP 004 to 009)	003	11,017,069	10,922,589
	1. Research and development	004	4,283,478	3,552,083
	2. Concessions, patents, licences, trademarks, software and other rights	005	334,102	309,402
	3. Goodwill	006	2,390,912	2,390,912
	4. Advances for the purchase of intangible assets	007	0	0
	5. Intangible assets in preparation	008	3,392,569	4,141,630
	6. Other intangible assets	009	616,008	528,562
	II TANGIBLE ASSETS (ADP 011 to 019)	010	101,755,326	98,446,069
	1. Land	011	18,375,839	18,336,635
	2. Buildings	012	35,771,400	34,974,243
	3. Plant and equipment	013	30,767,039	28,662,837
	4. Tools, working inventory and transportation assets	014	5,344,622	5,143,547
	5. Biological assets	015	0	0
	6. Advances for the purchase of tangible assets	016	342,561	408,108
	7. Tangible assets in preparation	017	5,824,867	5,884,047
	8. Other tangible assets	018	2,367,971	2,083,913
	9. Investment property	019	2,961,027	2,952,739
	III FIXED FINANCIAL ASSETS (ADP 021 to 030)	020	12,473,080	13,758,193
	1. Investments in holdings (shares) of undertakings within the group	021	0	0
	2. Investments in other securities of undertakings within the group	022	0	0
	3. Loans, deposits, etc. to undertakings within the group	023	0	0
	4. Investments in holdings (shares) of companies linked by virtue of participating interests	024	12,473,080	13,758,193
	5. Investment in other securities of companies linked by virtue of participating interests	025	0	0
	6. Loans, deposits etc. to companies linked by virtue of participating interests	026	0	0
	7. Investments in securities	027	0	0
	8. Loans, deposits, etc. given	028	0	0
	9. Other investments accounted for using the equity method	029	0	0
	10. Other fixed financial assets	030	0	0
	IV RECEIVABLES (ADP 032 to 035)	031	0	0
	1. Receivables from undertakings within the group	032	0	0
	2. Receivables from companies linked by virtue of participating interests	033	0	0
	3. Customer receivables	034	0	0
	4. Other receivables	035	0	0
	V DEFERRED TAX ASSETS	036	1,943,827	1,899,980
C	CURRENT ASSETS (ADP 038+046+053+063)	037	52,370,190	55,327,015
	I INVENTORIES (ADP 039 to 045)	038	29,246,123	27,049,707
	1. Raw materials and consumables	039	12,791,576	11,270,898
	2. Work in progress	040	1,754,390	1,775,543
	3. Finished goods	041	3,804,489	3,471,733
	4. Merchandise	042	7,728,508	7,278,284

Balance sheet

balance as at 31.3.2023, submitter: AD Plastik Group

ITEM	ADP CODE	LAST DAY OF THE PRECEDING BUSINESS YEAR	AT THE REPORTING DATE OF THE CURRENT PERIOD
1	2	3	4
5. Advances for inventories	043	3,167,160	3,253,249
6. Fixed assets held for sale	044	0	0
7. Biological assets	045	0	0
II RECEIVABLES (ADP 047 to 052)	046	19,076,191	24,290,081
1. Receivables from undertakings within the group	047	0	0
2. Receivables from companies linked by virtue of participating interests	048	513,647	304,938
3. Customer receivables	049	14,460,784	19,723,722
4. Receivables from employees and members of the undertaking	050	16,422	66,222
5. Receivables from government and other institutions	051	3,518,138	3,652,589
6. Other receivables	052	567,200	542,610
III CURRENT FINANCIAL ASSETS (ADP 054 to 062)	053	0	0
1. Investments in holdings (shares) of undertakings within the group	054	0	0
2. Investments in other securities of undertakings within the group	055	0	0
3. Loans, deposits, etc. to undertakings within the group	056	0	0
4. Investments in holdings (shares) of companies linked by virtue of participating interests	057	0	0
5. Investment in other securities of companies linked by virtue of participating interests	058	0	0
6. Loans, deposits etc. to companies linked by virtue of participating interests	059	0	0
7. Investments in securities	060	0	0
8. Loans, deposits, etc. given	061	0	0
9. Other financial assets	062	0	0
IV CASH AT BANK AND IN HAND	063	4,047,876	3,987,227
D PREPAID EXPENSES AND ACCRUED INCOME	064	1,413,524	748,717
E TOTAL ASSETS (ADP 001+002+037+064)	065	180,973,016	181,102,563
F OFF-BALANCE SHEET ITEMS	066	11,490,602	12,253,960
LIABILITIES			
A CAPITAL AND RESERVES (ADP 068 to 070+076+077+081+084+087)	067	103,797,611	102,836,445
I INITIAL (SUBSCRIBED) CAPITAL	068	55,738,058	55,738,058
II CAPITAL RESERVES	069	25,456,155	25,456,088
III RESERVES FROM PROFIT (ADP 071+072-073+074+075)	070	9,635,076	9,635,065
1. Legal reserves	071	885,809	885,798
2. Reserves for treasury shares	072	2,772,641	2,772,641
3. Treasury shares and holdings (deductible item)	073	-921,001	-921,001
4. Statutory reserves	074	16,639	16,639
5. Other reserves	075	6,880,988	6,880,988
IV REVALUATION RESERVES	076	-1,103,553	-2,223,956
V FAIR VALUE RESERVES AND OTHER (ADP 078 to 082)	077	-5,158,815	-5,674,516
1. Financial assets at fair value through other comprehensive income (i.e. available for sale)	078	0	0
2. Cash flow hedge - effective portion	079	0	0
3. Hedge of a net investment in a foreign operation - effective portion	080	0	0
4. Other fair value reserves	081	0	0
5. Exchange differences arising from the translation of foreign operations (consolidation)	082	-5,158,815	-5,674,516

Balance sheet

balance as at 31.3.2023, submitter: AD Plastik Group

ITEM		ADP CODE	LAST DAY OF THE PRECEDING BUSINESS YEAR	AT THE REPORTING DATE OF THE CURRENT PERIOD
1		2	3	4
VI	RETAINED PROFIT OR LOSS BROUGHT FORWARD (ADP 084-085)	083	28,961,725	19,224,998
	1 Retained profit	084	28,961,725	19,224,998
	2 Loss brought forward	085	0	0
VII	PROFIT OR LOSS FOR THE BUSINESS YEAR (ADP 087-088)	086	-9,731,035	680,708
	1. Profit for the business year	087	0	680,708
	2. Loss for the business year	088	9,731,035	0
	VIII MINORITY (NON-CONTROLLING) INTEREST	089	0	0
B	PROVISIONS (ADP 091 to 096)	090	473,688	473,808
	1. Provisions for pensions, termination benefits and similar obligations	091	301,369	301,406
	2. Provisions for tax liabilities	092	0	0
	3. Provisions for ongoing legal cases	093	0	0
	4. Provisions for renewal of natural resources	094	0	0
	5. Provisions for warranty obligations	095	0	0
	6. Other provisions	096	172,319	172,402
C	LONG-TERM LIABILITIES (ADP 098 to 108)	097	25,222,504	26,424,482
	1. Liabilities to undertakings within the group	098	0	0
	2. Liabilities for loans, deposits, etc. of undertakings within the group	099	0	0
	3. Liabilities to companies linked by virtue of participating interests	100	0	0
	4. Liabilities for loans, deposits etc. of companies linked by virtue of participating interests	101	0	0
	5. Liabilities for loans, deposits etc.	102	618,699	522,514
	6. Liabilities to banks and other financial institutions	103	23,238,028	24,699,969
	7. Liabilities for advance payments	104	0	0
	8. Liabilities to suppliers	105	0	0
	9. Liabilities for securities	106	0	0
	10. Other long-term liabilities	107	1,365,777	1,201,999
	11. Deferred tax liability	108	0	0
D	SHORT-TERM LIABILITIES (ADP 110 to 123)	109	49,840,149	50,733,750
	1. Liabilities to undertakings within the group	110	0	0
	2. Liabilities for loans, deposits, etc. of undertakings within the group	111	0	0
	3. Liabilities to companies linked by virtue of participating interests	112	0	0
	4. Liabilities for loans, deposits etc. of companies linked by virtue of participating interests	113	0	0
	5. Liabilities for loans, deposits etc.	114	2,840,483	2,813,764
	6. Liabilities to banks and other financial institutions	115	15,151,878	14,524,987
	7. Liabilities for advance payments	116	10,507,829	10,792,693
	8. Liabilities to suppliers	117	15,813,671	16,530,409
	9. Liabilities for securities	118	0	0
	10. Liabilities to employees	119	1,557,416	1,755,329
	11. Taxes, contributions and similar liabilities	120	1,469,110	1,806,130
	12. Liabilities arising from the share in the result	121	147,548	152,046
	13. Liabilities arising from fixed assets held for sale	122	0	0
	14. Other short-term liabilities	123	2,352,214	2,358,392
E	ACCRUALS AND DEFERRED INCOME	124	1,639,064	634,078
F	TOTAL – LIABILITIES (ADP 067+090+097+109+124)	125	180,973,016	181,102,563
G	OFF-BALANCE SHEET ITEMS	126	11,490,602	12,253,960

Statement of profit or loss

for the period 1.1.2023 to 31.3.2023
Submitter: AD Plastik Group

	ITEM 1	ADP CODE 2	SAME PERIOD OF THE PREVIOUS YEAR		CURRENT PERIOD	
			CUMULATIVE 3	QUARTER 4	CUMULATIVE 5	QUARTER 6
I	OPERATING INCOME (ADP 002 to 006)	001	33,424,100	33,424,100	33,067,970	33,067,970
	1, Income from sales with undertakings within the group	002	0	0	0	0
	2, Income from sales (outside group)	003	32,850,888	32,850,888	30,791,386	30,791,386
	3, Income from the use of own products, goods and services	004	66,674	66,674	40,528	40,528
	4, Other operating income with undertakings within the group	005	0	0	0	0
	5, Other operating income (outside the group)	006	506,538	506,538	2,236,056	2,236,056
II	OPERATING EXPENSES (ADP 008+009+010+011+012+013+014+015+016+017+018)	007	33,244,233	33,244,233	32,996,846	32,996,846
	1, Changes in inventories of work in progress and finished goods	008	-442,828	-442,828	272,642	272,642
	2, Material costs (ADP 010 to 012)	009	21,863,467	21,863,467	21,402,763	21,402,763
	a) Costs of raw materials and consumables	010	18,093,689	18,093,689	16,850,330	16,850,330
	b) Costs of goods sold	011	1,131,124	1,131,124	1,873,265	1,873,265
	c) Other external costs	012	2,638,654	2,638,654	2,679,168	2,679,168
	3, Staff costs (ADP 014 to 016)	013	7,439,180	7,439,180	7,132,760	7,132,760
	a) Net salaries and wages	014	4,856,053	4,856,053	4,479,122	4,479,122
	b) Tax and contributions from salary costs	015	1,479,716	1,479,716	1,677,926	1,677,926
	c) Contributions on salaries	016	1,103,411	1,103,411	975,712	975,712
	4, Depreciation	017	3,092,004	3,092,004	2,727,285	2,727,285
	5, Other costs	018	1,084,534	1,084,534	1,322,489	1,322,489
	6, Value adjustments (ADP 020+021)	019	0	0	0	0
	a) fixed assets other than financial assets	020	0	0	0	0
	b) current assets other than financial assets	021	0	0	0	0
	7, Provisions (ADP 023 to 028)	022	0	0	0	0
	a) Provisions for pensions, termination benefits and similar obligations	023	0	0	0	0
	b) Provisions for tax liabilities	024	0	0	0	0
	c) Provisions for ongoing legal cases	025	0	0	0	0
	d) Provisions for renewal of natural resources	026	0	0	0	0
	e) Provisions for warranty obligations	027	0	0	0	0
	f) Other provisions	028	0	0	0	0
	8, Other operating expenses	029	207,876	207,876	138,907	138,907
III	FINANCIAL INCOME (ADP 031 to 040)	030	20,553	20,553	108,397	108,397
	1, Income from investments in holdings (shares) of undertakings within the group	031	0	0	0	0
	2, Income from investments in holdings (shares) of companies linked by virtue of participating interests	032	0	0	0	0
	3, Income from other long-term financial investment and loans granted to undertakings within the group	033	0	0	0	0

Statement of profit or loss

for the period 1.1.2023 to 31.3.2023
Submitter: AD Plastik Group

ITEM 1	ADP CODE 2	SAME PERIOD OF THE PREVIOUS YEAR		CURRENT PERIOD	
		CUMULATIVE 3	QUARTER 4	CUMULATIVE 5	QUARTER 6
4, Other interest income from operations with undertakings within the group	034	0	0	0	0
5, Exchange rate differences and other financial income from operations with undertakings within the group	035	0	0	0	0
6, Income from other long-term financial investments and loans	036	0	0	0	0
7, Other interest income	037	20,553	20,553	10,635	10,635
8, Exchange rate differences and other financial income	038	0	0	97,762	97,762
9, Unrealised gains (income) from financial assets	039	0	0	0	0
10, Other financial income	040	0	0	0	0
IV FINANCIAL EXPENSES (ADP 042 to 048)	041	972,426	972,426	628,800	628,800
1, Interest expenses and similar expenses with undertakings within the group	042	0	0	0	0
2, Exchange rate differences and other expenses from operations with undertakings within the group	043	485,490	485,490	480,534	480,534
3, Interest expenses and similar expenses	044	124,715	124,715	148,266	148,266
4, Exchange rate differences and other expenses	045	362,221	362,221	0	0
5, Unrealised losses (expenses) from financial assets	046	0	0	0	0
6, Value adjustments of financial assets (net)	047	0	0	0	0
7, Other financial expenses	048	0	0	0	0
V SHARE IN PROFIT FROM UNDERTAKINGS LINKED BY VIRTUE OF PARTICIPATING INTERESTS	049	842,479	842,479	1,285,114	1,285,114
VI SHARE IN PROFIT FROM JOINT VENTURES	050	0	0	0	0
VII SHARE IN LOSS OF COMPANIES LINKED BY VIRTUE OF PARTICIPATING INTEREST	051	0	0	0	0
VIII SHARE IN LOSS OF JOINT VENTURES	052	0	0	0	0
IX TOTAL INCOME (ADP 001+030+049 +050)	053	34,287,132	34,287,132	34,461,481	34,461,481
X TOTAL EXPENDITURE (ADP 007+041+051 + 052)	054	34,216,659	34,216,659	33,625,646	33,625,646
XI PRE-TAX PROFIT OR LOSS (ADP 053-054)	055	70,473	70,473	835,835	835,835
1, Pre-tax profit (ADP 053-054)	056	70,473	70,473	835,835	835,835
2, Pre-tax loss (ADP 054-053)	057	0	0	0	0
XII INCOME TAX	058	-6,104	-6,104	155,127	155,127
XIII PROFIT OR LOSS FOR THE PERIOD (ADP 055-059)	059	76,577	76,577	680,708	680,708
1, Profit for the period (ADP 055-059)	060	76,577	76,577	680,708	680,708
2, Loss for the period (ADP 059-055)	061	0	0	0	0
DISCONTINUED OPERATIONS (TO BE FILLED IN BY UNDERTAKINGS SUBJECT TO IFRS ONLY WITH DISCONTINUED OPERATIONS)					
XIV PRE-TAX PROFIT OR LOSS OF DISCONTINUED OPERATIONS (ADP 063-064)	062	0	0	0	0
1, Pre-tax profit from discontinued operations	063	0	0	0	0
2, Pre-tax loss on discontinued operations	064	0	0	0	0

Statement of profit or loss

for the period 1.1.2023 to 31.3.2023
Submitter: AD Plastik Group

ITEM 1	ADP CODE 2	SAME PERIOD OF THE PREVIOUS YEAR		CURRENT PERIOD	
		CUMULATIVE 3	QUARTER 4	CUMULATIVE 5	QUARTER 6
XV INCOME TAX OF DISCONTINUED OPERATIONS	065	0	0	0	0
1, Discontinued operations profit for the period (ADP 062-065)	066	0	0	0	0
2, Discontinued operations loss for the period (ADP 065-062)	067	0	0	0	0
TOTAL OPERATIONS (TO BE FILLED IN ONLY BY UNDERTAKINGS SUBJECT TO IFRS WITH DISCONTINUED OPERATIONS)					
XVI PRE-TAX PROFIT OR LOSS (ADP 055--+062)	068	0	0	0	0
1, Pre-tax profit (ADP 068)	069	0	0	0	0
2, Pre-tax loss (ADP 068)	070	0	0	0	0
XVII INCOME TAX (ADP 058+065)	071	0	0	0	0
XVIII PROFIT OR LOSS FOR THE PERIOD (ADP 068-071)	072	0	0	0	0
1, Profit for the period (ADP 068-071)	073	0	0	0	0
2, Loss for the period (ADP 071-068)	074	0	0	0	0
APPENDIX TO THE P&L (TO BE FILLED IN BY UNDERTAKINGS THAT DRAW UP CONSOLIDATED ANNUAL FINANCIAL STATEMENTS)					
XIX PROFIT OR LOSS FOR THE PERIOD (ADP 076+077)	075	76,577	76,577	680,708	680,708
1, Attributable to owners of the parent	076	76,577	76,577	680,708	680,708
2, Attributable to minority (non-controlling) interest	077	0	0	0	0
STATEMENT OF OTHER COMPREHENSIVE INCOME (TO BE FILLED IN BY UNDERTAKINGS SUBJECT TO IFRS)					
I PROFIT OR LOSS FOR THE PERIOD	078	76,577	76,577	680,708	680,708
II OTHER COMPREHENSIVE INCOME/LOSS BEFORE TAX (ADP 80+ 87)	079	-967,221	-967,221	-1,643,126	-1,643,126
III Items that will not be reclassified to profit or loss (ADP 081 to 085)	080	0	0	0	0
1, Changes in revaluation reserves of fixed tangible and intangible assets	081	0	0	0	0
2, Gains or losses from subsequent measurement of equity instruments at fair value through other comprehensive income	082	0	0	0	0
3, Fair value changes of financial liabilities at fair value through statement of profit or loss, attributable to changes in their credit risk	083	0	0	0	0
4, Actuarial gains/losses on the defined benefit obligation	084	0	0	0	0
5, Other items that will not be reclassified	085	0	0	0	0
6, Income tax relating to items that will not be reclassified	086	0	0	0	0

Statement of profit or loss

for the period 1.1.2023 to 31.3.2023
Submitter: AD Plastik Group

	ITEM 1	ADP CODE 2	SAME PERIOD OF THE PREVIOUS YEAR		CURRENT PERIOD	
			CUMULATIVE 3	QUARTER 4	CUMULATIVE 5	QUARTER 6
IV	Items that may be reclassified to profit or loss (ADP 088 to 095)	087	-967,221	-967,221	-1,643,126	-1,643,126
	1, Exchange rate differences from translation of foreign operations	088	-967,221	-967,221	-1,643,126	-1,643,126
	2, Gains or losses from subsequent measurement of debt securities at fair value through other comprehensive income	089	0	0	0	0
	3, Profit or loss arising from effective cash flow hedging	090	0	0	0	0
	4, Profit or loss arising from effective hedge of a net investment in a foreign operation	091	0	0	0	0
	5, Share in other comprehensive income/loss of companies linked by virtue of participating interests	092	0	0	0	0
	6, Changes in fair value of the time value of option	093	0	0	0	0
	7, Changes in fair value of forward elements of forward contracts	094	0	0	0	0
	8, Other items that may be reclassified to profit or loss	095	0	0	0	0
	9, Income tax relating to items that may be reclassified to profit or loss	096	0	0	-224,081	-224,081
V	NET OTHER COMPREHENSIVE INCOME OR LOSS (ADP 080+087- 086 - 096)	097	-967,221	-967,221	-1,419,045	-1,419,045
VI	COMPREHENSIVE INCOME OR LOSS FOR THE PERIOD (ADP 078+097)	098	-890,644	-890,644	-738,337	-738,337
APPENDIX TO THE STATEMENT ON COMPREHENSIVE INCOME (TO BE FILLED IN BY UNDERTAKINGS THAT DRAW UP CONSOLIDATED STATEMENTS)						
VII	COMPREHENSIVE INCOME OR LOSS FOR THE PERIOD (ADP 100+101)	099	-890,646	-890,646	-738,337	-738,337
	1, Attributable to owners of the parent	100	-890,646	-890,646	-738,337	-738,337
	2, Attributable to minority (non-controlling) interest	101	0	0	0	0



Statement of cash flows

for the period 1.1.2023 to 31.3.2023
Submitter: AD Plastik Group

indirect method

ITEM 1	ADP CODE 2	SAME PERIOD OF THE PREVIOUS YEAR 3	CURRENT PERIOD 4
CASH FLOW FROM OPERATING ACTIVITIES			
1, Pre-tax profit	001	70,472	835,835
2, Adjustments (ADP 003 to 010):	002	2,629,828	-826,005
a) Depreciation	003	3,092,004	2,727,285
b) Gains and losses from sale and value adjustment of fixed tangible and intangible assets	004	0	-1,887,413
c) Gains and losses from sale and unrealised gains and losses and value adjustment of financial assets	005	0	0
d) Interest and dividend income	006	-20,553	-10,635
e) Interest expenses	007	124,715	148,266
f) Provisions	008	-137,431	0
g) Exchange rate differences (unrealised)	009	313,529	-178,217
h) Other adjustments for non-cash transactions and unrealised gains and losses	010	-742,436	-1,625,291
I Cash flow increase or decrease before changes in working capital (ADP 001+002)	011	2,700,300	9,830
3, Changes in the working capital (ADP 013 to 016)	012	5,272,246	-1,633,479
a) Increase or decrease in short-term liabilities	013	-818,287	1,406,820
b) Increase or decrease in short-term receivables	014	8,633,481	-5,236,715
c) Increase or decrease in inventories	015	-2,542,948	2,196,416
d) Other increase or decrease in working capital	016	0	0
II Cash from operations (ADP 011+012)	017	7,972,546	-1,623,649
4, Interest paid	018	-134,749	-155,600
5, Income tax paid	019	-29,884	0
A NET CASH FLOW FROM OPERATING ACTIVITIES (ADP 017 to 019)	020	7,807,913	-1,779,249
CASH FLOW FROM INVESTMENT ACTIVITIES			
1, Cash receipts from sales of fixed tangible and intangible assets	021	0	2,532,181
2, Cash receipts from sales of financial instruments	022	0	0
3, Interest received	023	14,056	10,529
4, Dividends received	024	0	0
5, Cash receipts from repayment of loans and deposits	025	0	0
6, Other cash receipts from investment activities	026	0	0
III Total cash receipts from investment activities (ADP 021 to 026)	027	14,056	2,542,710
1, Cash payments for the purchase of fixed tangible and intangible assets	028	-1,179,379	-1,361,630
2, Cash payments for the acquisition of financial instruments	029	0	0
3, Cash payments for loans and deposits for the period	030	0	0
4, Acquisition of a subsidiary, net of cash acquired	031	0	0
5, Other cash payments from investment activities	032	0	0
IV Total cash payments from investment activities (ADP 028 to 032)	033	-1,179,379	-1,361,630
B NET CASH FLOW FROM INVESTMENT ACTIVITIES (ADP 027 +033)	034	-1,165,323	1,181,080

Statement of cash flows

for the period 1.1.2023 to 31.3.2023
Submitter: AD Plastik Group

indirect method

	ITEM 1	ADP CODE 2	SAME PERIOD OF THE PREVIOUS YEAR 3	CURRENT PERIOD 4
CASH FLOW FROM FINANCING ACTIVITIES				
	1, Cash receipts from the increase in initial (subscribed) capital	035	0	0
	2, Cash receipts from the issue of equity financial instruments and debt financial instruments	036	0	0
	3, Cash receipts from credit principals, loans and other borrowings	037	0	3,654,828
	4, Other cash receipts from financing activities	038	0	0
	V Total cash receipts from financing activities (ADP 035 to 038)	039	0	3,654,828
	1, Cash payments for the repayment of credit principals, loans and other borrowings and debt financial instruments	040	-4,898,353	-2,944,755
	2, Cash payments for dividends	041	0	0
	3, Cash payments for finance lease	042	-276,029	-168,457
	4, Cash payments for the redemption of treasury shares and decrease in initial (subscribed) capital	043	0	0
	5, Other cash payments from financing activities	044	0	0
	VI Total cash payments from financing activities (ADP 040 to 044)	045	-5,174,382	-3,113,212
C	NET CASH FLOW FROM FINANCING ACTIVITIES (ADP 039 +045)	046	-5,174,382	541,616
	1, Unrealised exchange rate differences in respect of cash and cash equivalents	047	-10,987	-4,096
D	NET INCREASE OR DECREASE IN CASH FLOWS (ADP 020+034+046+047)	048	1,457,221	-60,649
E	CASH AND CASH EQUIVALENTS AT THE BEGINNING OF THE PERIOD	049	4,001,921	4,047,876
F	CASH AND CASH EQUIVALENTS AT THE END OF THE PERIOD (ADP 048+049)	050	5,459,142	3,987,227



Statement of changes in equity

for the period 11.2023 to 31.3.2023
Submitter: AD Plastik Group

Item	ADP code	Attributable to owners of the parent																Minority non-controlling interest	Total capital and reserves
		Initial (subscribed) capital	Capital reserves	Legal reserves	Reserves for treasury shares	Treasury shares and holdings (deductible item)	Statutory reserves	Other reserves	Revaluation reserves	Fair value of financial assets through other comprehensive income (available for sale)	Cash flow hedge - effective portion	Hedge of a net investment in a foreign operation - effective portion	Other fair value reserves	Exchange rate differences from translation of foreign operations	Retained profit / loss brought forward	Profit/loss for the business year	Total attributable to owners of the parent		
1	2	3	4	5	6	7	8	9	10	11	12	13	14	15	16	17	18 (3 do 6 - 7 + 8 do 17)	19	20 (18+19)
Previous period																			
1. Balance on the first day of the previous business year	01	55,738,058	25,574,127	885,809	2,772,641	1,141,457	16,639	9,050,846	-2,105,251	0	0	0	0	-6,196,273	22,448,781	4,343,086	111,387,006	0	111,387,006
2. Changes in accounting policies	02	0	0	0	0	0	0	0	0	0	0	0	0	0	0	0	0	0	0
3. Correction of errors	03	0	0	0	0	0	0	0	0	0	0	0	0	0	0	0	0	0	0
4. Balance on the first day of the previous business year (restated) (ADP 01 to 03)	04	55,738,058	25,574,127	885,809	2,772,641	1,141,457	16,639	9,050,846	-2,105,251	0	0	0	0	-6,196,273	22,448,781	4,343,086	111,387,006	0	111,387,006
5. Profit/loss of the period	05	0	0	0	0	0	0	0	0	0	0	0	0	0	0	76,575	76,575	0	76,575
6. Exchange rate differences from translation of foreign operations	06	0	0	0	0	0	0	0	0	0	0	0	0	-968,428	0	0	-968,428	0	-968,428
7. Changes in revaluation reserves of fixed tangible and intangible assets	07	0	0	0	0	0	0	0	0	0	0	0	0	0	0	0	0	0	0
8. Gains or losses from subsequent measurement of financial assets at fair value through other comprehensive income (available for sale)	08	0	0	0	0	0	0	0	0	0	0	0	0	0	0	0	0	0	0
9. Profit or loss arising from effective cash flow hedge	09	0	0	0	0	0	0	0	0	0	0	0	0	0	0	0	0	0	0
10. Profit or loss arising from effective hedge of a net investment in a foreign operation	10	0	0	0	0	0	0	0	0	0	0	0	0	0	0	0	0	0	0
11. Share in other comprehensive income/loss of companies linked by virtue of participating interests	11	0	0	0	0	0	0	0	0	0	0	0	0	0	0	0	0	0	0
12. Actuarial gains/losses on the defined benefit obligation	12	0	0	0	0	0	0	0	0	0	0	0	0	0	0	0	0	0	0
13. Other changes in equity unrelated to owners	13	0	0	0	0	0	0	0	-1,052,313	0	0	0	0	0	0	0	-1,052,313	0	-1,052,313
14. Tax on transactions recognised directly in equity	14	0	0	0	0	0	0	0	189,416	0	0	0	0	0	0	0	189,416	0	189,416

Statement of changes in equity

for the period 11.2023 to 31.3.2023
Submitter: AD Plastik Group

Item 1	ADP code 2	Attributable to owners of the parent																Minority non-controlling interest 19	Total capital and reserves 20 (18+19)	
		Initial (subscribed) capital 3	Capital reserves 4	Legal reserves 5	Reserves for treasury shares 6	Treasury shares and holdings (deductible item) 7	Statutory reserves 8	Other reserves 9	Revaluation reserves 10	Fair value of financial assets through other comprehensive income (available for sale) 11	Cash flow hedge - effective portion 12	Hedge of a net investment in a foreign operation - effective portion 13	Other fair value reserves 14	Exchange rate differences from translation of foreign operations 15	Retained profit / loss brought forward 16	Profit/loss for the business year 17	Total attributable to owners of the parent 18 (3 do 6 - 7 + 8 do 17)			
15. Decrease in initial (subscribed) capital (other than arising from the pre-bankruptcy settlement procedure or from the reinvestment of profit)	15	0	0	0	0	0	0	0	0	0	0	0	0	0	0	0	0	0	0	0
16. Decrease in initial (subscribed) capital arising from the pre-bankruptcy settlement procedure	16	0	0	0	0	0	0	0	0	0	0	0	0	0	0	0	0	0	0	0
17. Decrease in initial (subscribed) capital arising from the reinvestment of profit	17	0	0	0	0	0	0	0	0	0	0	0	0	0	0	0	0	0	0	0
18. Redemption of treasury shares/holdings	18	0	0	0	0	0	0	0	0	0	0	0	0	0	0	0	0	0	0	0
19. Payments from members/shareholders	19	0	0	0	0	0	0	0	0	0	0	0	0	0	0	0	0	0	0	0
20. Payment of share in profit/dividend	20	0	0	0	0	0	0	0	0	0	0	0	0	0	0	0	0	0	0	0
21. Other distributions and payments to members/shareholders	21	0	0	0	0	0	0	0	0	0	0	0	0	0	0	0	0	0	0	0
22. Transfer to reserves according to the annual schedule	22	0	0	0	0	0	0	0	0	0	0	0	0	0	4,343,086	-4,343,086	0	0	0	0
23. Increase in reserves arising from the pre-bankruptcy settlement procedure	23	0	0	0	0	0	0	0	0	0	0	0	0	0	0	0	0	0	0	0
24. Balance on the last day of the previous business year reporting period (ADP 04 to 23)	24	55,738,058	25,574,127	885,809	2,772,641	1,141,457	16,639	9,050,846	-2,968,148	0	0	0	0	-7,164,701	26,791,867	76,575	109,632,256	0	109,632,256	
APPENDIX TO THE STATEMENT OF CHANGES IN EQUITY (to be filled in by undertakings that draw up financial statements in accordance with the IFRS)																				
I OTHER COMPREHENSIVE INCOME OF THE PREVIOUS PERIOD, NET OF TAX (ADP 06 to 14)	25	0	0	0	0	0	0	0	-862,897	0	0	0	0	-968,428	0	0	-1,831,325	0	-1,831,325	
II COMPREHENSIVE INCOME OR LOSS FOR THE PREVIOUS PERIOD (ADP 05+25)	26	0	0	0	0	0	0	0	-862,897	0	0	0	0	-968,428	0	76,575	-1,754,750	0	-1,754,750	
III TRANSACTIONS WITH OWNERS IN THE PREVIOUS PERIOD RECOGNISED DIRECTLY IN EQUITY (ADP 15 to 23)	27	0	0	0	0	0	0	0	0	0	0	0	0	4,343,086	-4,343,086	0	0	0	0	

Statement of changes in equity

for the period 11.2023 to 31.3.2023
Submitter: AD Plastik Group

Item	ADP code	Attributable to owners of the parent																Minority non-controlling interest	Total capital and reserves
		Initial (subscribed) capital	Capital reserves	Legal reserves	Reserves for treasury shares	Treasury shares and holdings (deductible item)	Statutory reserves	Other reserves	Revaluation reserves	Fair value of financial assets through other comprehensive income (available for sale)	Cash flow hedge - effective portion	Hedge of a net investment in a foreign operation - effective portion	Other fair value reserves	Exchange rate differences from translation of foreign operations	Retained profit / loss brought forward	Profit/loss for the business year	Total attributable to owners of the parent		
1	2	3	4	5	6	7	8	9	10	11	12	13	14	15	16	17	18 (3 do 6 - 7 + 8 do 17)	19	20 (18+19)
Current period																			
1. Balance on the first day of the current business year	28	55,738,058	25,456,155	885,809	2,772,641	921,001	16,639	6,880,988	-1,103,553	0	0	0	0	-5,158,815	28,961,725	-9,731,035	103,797,611	0	103,797,611
2. Changes in accounting policies	29	0	0	0	0	0	0	0	0	0	0	0	0	0	0	0	0	0	0
3. Correction of errors	30	0	0	0	0	0	0	0	0	0	0	0	0	0	0	0	0	0	0
4. Balance on the first day of the current business year (restated) (AOP 28 to 30)	31	55,738,058	25,456,155	885,809	2,772,641	921,001	16,639	6,880,988	-1,103,553	0	0	0	0	-5,158,815	28,961,725	-9,731,035	103,797,611	0	103,797,611
5. Profit/loss of the period	32	0	0	0	0	0	0	0	0	0	0	0	0	0	0	680,708	680,708	0	680,708
6. Exchange rate differences from translation of foreign operations	33	0	0	0	0	0	0	0	0	0	0	0	0	-515,701	0	0	-515,701	0	-515,701
7. Changes in revaluation reserves of fixed tangible and intangible assets	34	0	0	0	0	0	0	0	0	0	0	0	0	0	0	0	0	0	0
8. Gains or losses from subsequent measurement of financial assets at fair value through other comprehensive income (available for sale)	35	0	0	0	0	0	0	0	0	0	0	0	0	0	0	0	0	0	0
9. Profit or loss arising from effective cash flow hedge	36	0	0	0	0	0	0	0	0	0	0	0	0	0	0	0	0	0	0
10. Profit or loss arising from effective hedge of a net investment in a foreign operation	37	0	0	0	0	0	0	0	0	0	0	0	0	0	0	0	0	0	0
11. Share in other comprehensive income/loss of companies linked by virtue of participating interests	38	0	0	0	0	0	0	0	0	0	0	0	0	0	0	0	0	0	0
12. Actuarial gains/losses on the defined benefit obligation	39	0	0	0	0	0	0	0	0	0	0	0	0	0	0	0	0	0	0
13. Other changes in equity unrelated to owners	40	0	0	0	0	0	0	0	-1,366,345	0	0	0	0	0	0	0	-1,366,345	0	-1,366,345
14. Tax on transactions recognised directly in equity	41	0	0	0	0	0	0	0	245,942	0	0	0	0	0	0	0	245,942	0	245,942

Statement of changes in equity

for the period 11.2023 to 31.3.2023
Submitter: AD Plastik Group

Item 1	ADP code 2	Attributable to owners of the parent															Minority non-controlling interest 19	Total capital and reserves 20 (18+19)		
		Initial (subscribed) capital 3	Capital reserves 4	Legal reserves 5	Reserves for treas- ury shares 6	Treasury shares and holdings (deducti- ble item) 7	Statutory reserves 8	Other reserves 9	Revaluation reserves 10	Fair value of finan- cial assets through other comprehen- sive income (availa- ble for sale) 11	Cash flow hedge - effective portion 12	Hedge of a net in- vestment in a foreign operation - effective portion 13	Other fair value reserves 14	Exchange rate differences from translation of for- eign operations 15	Retained profit / loss brought forward 16	Profit /loss for the business year 17			Total attributable to owners of the parent 18 (3 do 6 - 7 + 8 do 17)	
15. Decrease in initial (subscribed) capital (other than arising from the pre-bankruptcy settlement procedure or from the reinvestment of profit)	42	0	0	0	0	0	0	0	0	0	0	0	0	0	0	0	0	0	0	0
16. Decrease in initial (subscribed) capital arising from the pre-bankruptcy settlement procedure	43	0	0	0	0	0	0	0	0	0	0	0	0	0	0	0	0	0	0	0
17. Decrease in initial (subscribed) capital arising from the reinvestment of profit	44	0	0	0	0	0	0	0	0	0	0	0	0	0	0	0	0	0	0	0
18. Redemption of treasury shares/ holdings	45	0	0	0	0	0	0	0	0	0	0	0	0	0	0	0	0	0	0	0
19. Payments from members/ shareholders	46	0	0	0	0	0	0	0	0	0	0	0	0	0	0	0	0	0	0	0
20. Payment of share in profit/dividend	47	0	0	0	0	0	0	0	0	0	0	0	0	0	0	0	0	0	0	0
21. Other distributions and payments to members/shareholders	48	0	-67	-11	0	0	0	0	0	0	0	0	0	0	0	0	0	-78	0	-78
22. Carryforward per annual plane	49	0	0	0	0	0	0	0	0	0	0	0	0	0	-9,731,035	9,731,035	0	0	0	0
23. Increase in reserves arising from the pre-bankruptcy settlement procedure	50	0	0	0	0	0	0	0	0	0	0	0	0	0	0	0	0	0	0	0
24. Balance on the last day of the current business year reporting period (ADP 31 to 50)	51	55,738,058	25,456,088	885,798	2,772,641	921,001	16,639	6,880,988	-2,223,956	0	0	0	0	-5,674,516	19,230,690	680,708	102,842,137	0	102,842,137	
APPENDIX TO THE STATEMENT OF CHANGES IN EQUITY (to be filled in by undertakings that draw up financial statements in accordance with the IFRS)																				
I OTHER COMPREHENSIVE INCOME FOR THE CURRENT PERIOD, NET OF TAX (ADP 33 to 41)	52	0	0	0	0	0	0	0	-1,120,403	0	0	0	0	-515,701	0	0	-1,636,104	0	-1,636,104	
II COMPREHENSIVE INCOME OR LOSS FOR THE CURRENT PERIOD (ADP 32 do 52)	53	0	0	0	0	0	0	0	-1,120,403	0	0	0	0	-515,701	0	680,708	-955,396	0	-955,396	
III TRANSACTIONS WITH OWNERS IN THE CURRENT PERIOD RECOGNISED DIRECTLY IN EQUITY (ADP 42 to 50)	54	0	-67	-11	0	0	0	0	0	0	0	0	0	0	-9,731,035	9,731,035	-78	0	-78	

Notes to Financial Statements - QFS

(drawn up for quarterly reporting periods)

Name of the issuer:.....AD Plastik d.d.

Headquarter:Ul. Antuna Gustava Matoša 8, 21210, Solin, Hrvatska

Personal identification
number (OIB):48351740621

MBS:060007090

Reporting period:1.1.2023 to 31.3.2023

Notes to financial statements are available as part of AD Plastik Group's Unaudited financial statement. Unaudited financial statement is available on Zagreb Stock Exchange website.

AD Plastik Group Integrated annual report for 2022 year is available on Zagreb Stock Exchange website.

Same accounting policies are applied while drawing up financial statements for current reporting period as in the latest annual financial statements.

AD Plastik d.d. has issued corporate guarantees for the needs of subsidiaries in the following amounts: to banks EUR 9,700 thousand and to the suppliers EUR 2,396 thousand.

AD Plastik Group currently has no debts due after more than five years.

The average number of employees of AD Plastik d.d. in the period from 1.1.2023. to 31.3.2023. was 1,962.

In intangible assets in the period from 1.1.2023. to 31.3.2023., the cost of net salaries and wages of EUR 96,093, the cost of taxes and contributions from salaries of EUR 39,413, and the cost of contributions to salaries of EUR 20,749 were capitalized.

Deferred tax assets balance decreased by EUR 44 thousand in the reporting period .Deferred tax asset on 31.12.2022 amounts EUR 1,944 thousand.



**Financial
statement
of the
company
AD Plastik**



Annex 1

Issuer's general data

Reporting period:	1.1.2023	to	31.3.2023
Year:	2023	Quarter:	1

Quarterly financial statements

Registration number (MB):	3440494	Issuer's home Member State code:	HR
Entity's registration number (MBS):	60007090		
Personal identification number (OIB):	48351740621	LEI:	549300NFX18SRZHNT751
Institution code:	382		
Name of the issuer:	AD PLASTIK d.d.		
Postcode and town:	21210	Solin	
Street and house number:	Matoševa 8		
E-mail address:	informacije@adplastik.hr		
Web address:	www.adplastik.hr		
Number of employees (end of the reporting period):		1154	
Consolidated report:	KN	(KN-not consolidated / KD-consolidated)	
Audited:	RN	(RN-not audited / RD-audited)	

Bookkeeping firm:	NO	(Yes / No)
Contact person:	Jurun Krešimir	(only name and surname of the contact person)
Telephone:	021/206-663	
E-mail address:	kresimir.jurun@adplastik.hr	
Audit firm:		(name of the audit firm)
Certified auditor:		(name and surname)

Balance sheet

balance as at 31.3.2023, submitter: AD Plastik d.d.

	ITEM 1	ADP CODE 2	LAST DAY OF THE PRECEDING BUSI- NESS YEAR 3	AT THE REPORT- ING DATE OF THE CURRENT PERIOD 4
ASSETS				
A	RECEIVABLES FOR SUBSCRIBED CAPITAL UNPAID	001	0	0
B	FIXED ASSETS (ADP 003+010+020+031+036)	002	114,404,887	112,822,257
	I INTANGIBLE ASSETS (ADP 004 to 009)	003	7,380,304	7,422,490
	1, Research and development	004	3,467,492	2,824,329
	2, Concessions, patents, licences, trademarks, software and other rights	005	283,711	256,885
	3, Goodwill	006	0	0
	4, Advances for the purchase of intangible assets	007	0	0
	5, Intangible assets in preparation	008	3,415,900	4,165,697
	6, Other intangible assets	009	213,201	175,579
	II TANGIBLE ASSETS (ADP 011 to 019)	010	72,294,979	70,670,163
	1, Land	011	17,365,617	17,365,617
	2, Buildings	012	23,116,546	22,986,914
	3, Plant and equipment	013	20,118,147	18,818,110
	4, Tools, working inventory and transportation assets	014	4,280,653	4,050,054
	5, Biological assets	015	0	0
	6, Advances for the purchase of tangible assets	016	0	0
	7, Tangible assets in preparation	017	2,592,281	2,887,442
	8, Other tangible assets	018	1,860,708	1,609,287
	9, Investment property	019	2,961,027	2,952,739
	III FIXED FINANCIAL ASSETS (ADP 021 to 030)	020	28,018,635	28,018,635
	1, Investments in holdings (shares) of undertakings within the group	021	12,092,141	12,092,141
	2, Investments in other securities of undertakings within the group	022	0	0
	3, Loans, deposits, etc, to undertakings within the group	023	13,039,089	13,039,089
	4, Investments in holdings (shares) of companies linked by virtue of participating interests	024	2,887,405	2,887,405
	5, Investment in other securities of companies linked by virtue of participating interests	025	0	0
	6, Loans, deposits etc, to companies linked by virtue of participating interests	026	0	0
	7, Investments in securities	027	0	0
	8, Loans, deposits, etc, given	028	0	0
	9, Other investments accounted for using the equity method	029	0	0
	10, Other fixed financial assets	030	0	0
	IV RECEIVABLES (ADP 032 to 035)	031	4,715,519	4,715,519
	1, Receivables from undertakings within the group	032	4,715,519	4,715,519
	2, Receivables from companies linked by virtue of participating interests	033	0	0
	3, Customer receivables	034	0	0
	4, Other receivables	035	0	0
	V DEFERRED TAX ASSETS	036	1,995,450	1,995,450
C	CURRENT ASSETS (ADP 038+046+053+063)	037	33,965,018	37,524,033
	I INVENTORIES (ADP 039 to 045)	038	13,729,825	12,396,503
	1, Raw materials and consumables	039	7,257,793	6,478,073
	2, Work in progress	040	939,859	937,396
	3, Finished goods	041	2,145,454	1,919,592
	4, Merchandise	042	1,613,077	1,412,805

Balance sheet

balance as at 31.3.2023, submitter: AD Plastik d.d.

ITEM	ADP CODE	LAST DAY OF THE PRECEDING BUSINESS YEAR	AT THE REPORTING DATE OF THE CURRENT PERIOD
1	2	3	4
5, Advances for inventories	043	1,773,642	1,648,637
6, Fixed assets held for sale	044	0	0
7, Biological assets	045	0	0
II RECEIVABLES (ADP 047 to 052)	046	15,751,933	20,549,290
1, Receivables from undertakings within the group	047	3,317,531	3,844,134
2, Receivables from companies linked by virtue of participating interests	048	513,647	304,938
3, Customer receivables	049	9,917,976	14,282,027
4, Receivables from employees and members of the undertaking	050	189	44,568
5, Receivables from government and other institutions	051	1,492,318	1,638,195
6, Other receivables	052	510,272	435,428
III CURRENT FINANCIAL ASSETS (ADP 054 to 062)	053	2,105,256	2,196,464
1, Investments in holdings (shares) of undertakings within the group	054	0	0
2, Investments in other securities of undertakings within the group	055	0	0
3, Loans, deposits, etc, to undertakings within the group	056	2,105,256	2,196,464
4, Investments in holdings (shares) of companies linked by virtue of participating interests	057	0	0
5, Investment in other securities of companies linked by virtue of participating interests	058	0	0
6, Loans, deposits etc, to companies linked by virtue of participating interests	059	0	0
7, Investments in securities	060	0	0
8, Loans, deposits, etc, given	061	0	0
9, Other financial assets	062	0	0
IV CASH AT BANK AND IN HAND	063	2,378,004	2,381,776
D PREPAID EXPENSES AND ACCRUED INCOME	064	1,059,314	421,661
E TOTAL ASSETS (ADP 001+002+037+064)	065	149,429,219	150,767,951
F OFF-BALANCE SHEET ITEMS	066	11,490,602	12,253,960
LIABILITIES			
A CAPITAL AND RESERVES (ADP 068 to 070+076+077+081+084+087)	067	90,044,726	90,255,555
I INITIAL (SUBSCRIBED) CAPITAL	068	55,738,058	55,738,058
II CAPITAL RESERVES	069	25,402,255	25,402,255
III RESERVES FROM PROFIT (ADP 071+072-073+074+075)	070	9,546,067	9,546,067
1, Legal reserves	071	813,439	813,439
2, Reserves for treasury shares	072	2,772,641	2,772,641
3, Treasury shares and holdings (deductible item)	073	-921,001	-921,001
4, Statutory reserves	074	0	0
5, Other reserves	075	6,880,988	6,880,988
IV REVALUATION RESERVES	076	0	0
V FAIR VALUE RESERVES AND OTHER (ADP 078 to 082)	077	0	0
1, Financial assets at fair value through other comprehensive income (i.e, available for sale)	078	0	0
2, Cash flow hedge - effective portion	079	0	0
3, Hedge of a net investment in a foreign operation - effective portion	080	0	0
4, Other fair value reserves	081	0	0
5, Exchange differences arising from the translation of foreign operations (consolidation)	082	0	0

Balance sheet

balance as at 31.3.2023, submitter: AD Plastik d.d.

ITEM		ADP CODE	LAST DAY OF THE PRECEDING BUSINESS YEAR	AT THE REPORTING DATE OF THE CURRENT PERIOD
1		2	3	4
VI	RETAINED PROFIT OR LOSS BROUGHT FORWARD (ADP 084-085)	083	13,101,826	-641,654
	1 Retained profit	084	13,101,826	0
	2 Loss brought forward	085	0	641,654
VII	PROFIT OR LOSS FOR THE BUSINESS YEAR (ADP 087-088)	086	-13,743,480	210,829
	1. Profit for the business year	087	0	210,829
	2. Loss for the business year	088	13,743,480	0
	VIII MINORITY (NON-CONTROLLING) INTEREST	089	0	0
B	PROVISIONS (ADP 091 to 096)	090	408,891	408,891
	1. Provisions for pensions, termination benefits and similar obligations	091	238,220	238,220
	2. Provisions for tax liabilities	092	0	0
	3. Provisions for ongoing legal cases	093	0	0
	4. Provisions for renewal of natural resources	094	0	0
	5. Provisions for warranty obligations	095	0	0
	6. Other provisions	096	170,671	170,671
C	LONG-TERM LIABILITIES (ADP 098 to 108)	097	22,330,796	23,309,784
	1. Liabilities to undertakings within the group	098	0	0
	2. Liabilities for loans, deposits, etc. of undertakings within the group	099	0	0
	3. Liabilities to companies linked by virtue of participating interests	100	0	0
	4. Liabilities for loans, deposits etc. of companies linked by virtue of participating interests	101	0	0
	5. Liabilities for loans, deposits etc.	102	0	0
	6. Liabilities to banks and other financial institutions	103	21,225,728	22,376,917
	7. Liabilities for advance payments	104	0	0
	8. Liabilities to suppliers	105	0	0
	9. Liabilities for securities	106	0	0
	10. Other long-term liabilities	107	1,105,068	932,867
	11. Deferred tax liability	108	0	0
D	SHORT-TERM LIABILITIES (ADP 110 to 123)	109	35,146,083	36,296,871
	1. Liabilities to undertakings within the group	110	1,415,165	609,800
	2. Liabilities for loans, deposits, etc. of undertakings within the group	111	0	0
	3. Liabilities to companies linked by virtue of participating interests	112	0	0
	4. Liabilities for loans, deposits etc. of companies linked by virtue of participating interests	113	0	0
	5. Liabilities for loans, deposits etc.	114	2,507,562	2,507,397
	6. Liabilities to banks and other financial institutions	115	12,266,700	12,184,614
	7. Liabilities for advance payments	116	3,381,065	4,309,490
	8. Liabilities to suppliers	117	11,864,676	12,700,991
	9. Liabilities for securities	118	0	0
	10. Liabilities to employees	119	1,165,515	1,290,658
	11. Taxes, contributions and similar liabilities	120	586,493	696,424
	12. Liabilities arising from the share in the result	121	27,819	26,264
	13. Liabilities arising from fixed assets held for sale	122	0	0
	14. Other short-term liabilities	123	1,931,088	1,971,233
E	ACCRUALS AND DEFERRED INCOME	124	1,498,723	496,850
F	TOTAL – LIABILITIES (ADP 067+090+097+109+124)	125	149,429,219	150,767,951
G	OFF-BALANCE SHEET ITEMS	126	11,490,602	12,253,960

Statement of profit or loss

for the period 1.1.2023 to 31.3.2023
Submitter: AD Plastik d.d.

	ITEM 1	ADP CODE 2	SAME PERIOD OF THE PREVIOUS YEAR		CURRENT PERIOD	
			CUMULATIVE 3	QUARTER 4	CUMULATIVE 5	QUARTER 6
I	OPERATING INCOME (ADP 002 to 006)	001	23,446,446	23,446,446	25,367,943	25,367,943
	1, Income from sales with undertakings within the group	002	1,737,263	1,737,263	1,019,752	1,019,752
	2, Income from sales (outside group)	003	21,323,566	21,323,566	22,088,918	22,088,918
	3, Income from the use of own products, goods and services	004	62,375	62,375	19,033	19,033
	4, Other operating income with undertakings within the group	005	33,370	33,370	47,380	47,380
	5, Other operating income (outside the group)	006	289,872	289,872	2,192,860	2,192,860
II	OPERATING EXPENSES (ADP 008+009+010+011+012+013+014+015+016+017+018+019+020+021+022+023+024+025+026+027+028)	007	22,937,073	22,937,073	25,098,917	25,098,917
	1, Changes in inventories of work in progress and finished goods	008	-140,246	-140,246	229,528	229,528
	2, Material costs (ADP 010 to 012)	009	15,577,985	15,577,985	16,873,874	16,873,874
	a) Costs of raw materials and consumables	010	10,927,427	10,927,427	12,008,524	12,008,524
	b) Costs of goods sold	011	2,957,262	2,957,262	2,933,211	2,933,211
	c) Other external costs	012	1,693,296	1,693,296	1,932,139	1,932,139
	3, Staff costs (ADP 014 to 016)	013	4,422,313	4,422,313	4,903,432	4,903,432
	a) Net salaries and wages	014	2,831,884	2,831,884	3,075,652	3,075,652
	b) Tax and contributions from salary costs	015	1,000,944	1,000,944	1,197,407	1,197,407
	c) Contributions on salaries	016	589,485	589,485	630,373	630,373
	4, Depreciation	017	2,238,308	2,238,308	1,939,302	1,939,302
	5, Other costs	018	758,644	758,644	1,100,739	1,100,739
	6, Value adjustments (ADP 020+021)	019	0	0	0	0
	a) fixed assets other than financial assets	020	0	0	0	0
	b) current assets other than financial assets	021	0	0	0	0
	7, Provisions (ADP 023 to 028)	022	0	0	0	0
	a) Provisions for pensions, termination benefits and similar obligations	023	0	0	0	0
	b) Provisions for tax liabilities	024	0	0	0	0
	c) Provisions for ongoing legal cases	025	0	0	0	0
	d) Provisions for renewal of natural resources	026	0	0	0	0
	e) Provisions for warranty obligations	027	0	0	0	0
	f) Other provisions	028	0	0	0	0
	8, Other operating expenses	029	80,069	80,069	52,042	52,042
III	FINANCIAL INCOME (ADP 031 to 040)	030	517,486	517,486	93,007	93,007
	1, Income from investments in holdings (shares) of undertakings within the group	031	0	0	0	0
	2, Income from investments in holdings (shares) of companies linked by virtue of participating interests	032	0	0	0	0
	3, Income from other long-term financial investment and loans granted to undertakings within the group	033	0	0	0	0

Statement of profit or loss

for the period 1.1.2023 to 31.3.2023
Submitter: AD Plastik d.d.

ITEM 1	ADP CODE 2	SAME PERIOD OF THE PREVIOUS YEAR		CURRENT PERIOD	
		CUMULATIVE 3	QUARTER 4	CUMULATIVE 5	QUARTER 6
4, Other interest income from operations with undertakings within the group	034	101,115	101,115	93,004	93,004
5, Exchange rate differences and other financial income from operations with undertakings within the group	035	305,588	305,588	0	0
6, Income from other long-term financial investments and loans	036	0	0	0	0
7, Other interest income	037	21	21	3	3
8, Exchange rate differences and other financial income	038	110,762	110,762	0	0
9, Unrealised gains (income) from financial assets	039	0	0	0	0
10, Other financial income	040	0	0	0	0
IV FINANCIAL EXPENSES (ADP 042 to 048)	041	495,768	495,768	98,484	98,484
1, Interest expenses and similar expenses with undertakings within the group	042	0	0	0	0
2, Exchange rate differences and other expenses from operations with undertakings within the group	043	103,546	103,546	0	0
3, Interest expenses and similar expenses	044	104,138	104,138	98,484	98,484
4, Exchange rate differences and other expenses	045	288,084	288,084	0	0
5, Unrealised losses (expenses) from financial assets	046	0	0	0	0
6, Value adjustments of financial assets (net)	047	0	0	0	0
7, Other financial expenses	048	0	0	0	0
V SHARE IN PROFIT FROM UNDERTAKINGS LINKED BY VIRTUE OF PARTICIPATING INTERESTS	049	0	0	0	0
VI SHARE IN PROFIT FROM JOINT VENTURES	050	0	0	0	0
VII SHARE IN LOSS OF COMPANIES LINKED BY VIRTUE OF PARTICIPATING INTEREST	051	0	0	0	0
VIII SHARE IN LOSS OF JOINT VENTURES	052	0	0	0	0
IX TOTAL INCOME (ADP 001+030+049 +050)	053	23,963,932	23,963,932	25,460,950	25,460,950
X TOTAL EXPENDITURE (ADP 007+041+051 + 052)	054	23,432,841	23,432,841	25,197,401	25,197,401
XI PRE-TAX PROFIT OR LOSS (ADP 053-054)	055	531,091	531,091	263,549	263,549
1, Pre-tax profit (ADP 053-054)	056	531,091	531,091	263,549	263,549
2, Pre-tax loss (ADP 054-053)	057	0	0	0	0
XII INCOME TAX	058	0	0	52,720	52,720
XIII PROFIT OR LOSS FOR THE PERIOD (ADP 055-059)	059	531,091	531,091	210,829	210,829
1, Profit for the period (ADP 055-059)	060	531,091	531,091	210,829	210,829
2, Loss for the period (ADP 059-055)	061	0	0	0	0
DISCONTINUED OPERATIONS (TO BE FILLED IN BY UNDERTAKINGS SUBJECT TO IFRS ONLY WITH DISCONTINUED OPERATIONS)					
XIV PRE-TAX PROFIT OR LOSS OF DISCONTINUED OPERATIONS (ADP 063-064)	062	0	0	0	0
1, Pre-tax profit from discontinued operations	063	0	0	0	0
2, Pre-tax loss on discontinued operations	064	0	0	0	0

Statement of profit or loss

for the period 1.1.2023 to 31.3.2023
Submitter: AD Plastik d.d.

ITEM 1	ADP CODE 2	SAME PERIOD OF THE PREVIOUS YEAR		CURRENT PERIOD	
		CUMULATIVE 3	QUARTER 4	CUMULATIVE 5	QUARTER 6
XV INCOME TAX OF DISCONTINUED OPERATIONS	065	0	0	0	0
1, Discontinued operations profit for the period (ADP 062-065)	066	0	0	0	0
2, Discontinued operations loss for the period (ADP 065-062)	067	0	0	0	0
TOTAL OPERATIONS (TO BE FILLED IN ONLY BY UNDERTAKINGS SUBJECT TO IFRS WITH DISCONTINUED OPERATIONS)					
XVI PRE-TAX PROFIT OR LOSS (ADP 055--+062)	068	0	0	0	0
1, Pre-tax profit (ADP 068)	069	0	0	0	0
2, Pre-tax loss (ADP 068)	070	0	0	0	0
XVII INCOME TAX (ADP 058+065)	071	0	0	0	0
XVIII PROFIT OR LOSS FOR THE PERIOD (ADP 068-071)	072	0	0	0	0
1, Profit for the period (ADP 068-071)	073	0	0	0	0
2, Loss for the period (ADP 071-068)	074	0	0	0	0
APPENDIX TO THE P&L (TO BE FILLED IN BY UNDERTAKINGS THAT DRAW UP CONSOLIDATED ANNUAL FINANCIAL STATEMENTS)					
XIX PROFIT OR LOSS FOR THE PERIOD (ADP 076+077)	075	0	0	0	0
1, Attributable to owners of the parent	076	0	0	0	0
2, Attributable to minority (non-controlling) interest	077	0	0	0	0
STATEMENT OF OTHER COMPREHENSIVE INCOME (TO BE FILLED IN BY UNDERTAKINGS SUBJECT TO IFRS)					
I PROFIT OR LOSS FOR THE PERIOD	078	531,091	531,091	210,829	210,829
II OTHER COMPREHENSIVE INCOME/LOSS BEFORE TAX (ADP 80+ 87)	079	0	0	0	0
III Items that will not be reclassified to profit or loss (ADP 081 to 085)	080	0	0	0	0
1, Changes in revaluation reserves of fixed tangible and intangible assets	081	0	0	0	0
2, Gains or losses from subsequent measurement of equity instruments at fair value through other comprehensive income	082	0	0	0	0
3, Fair value changes of financial liabilities at fair value through statement of profit or loss, attributable to changes in their credit risk	083	0	0	0	0
4, Actuarial gains/losses on the defined benefit obligation	084	0	0	0	0
5, Other items that will not be reclassified	085	0	0	0	0
6, Income tax relating to items that will not be reclassified	086	0	0	0	0

Statement of profit or loss

for the period 1.1.2023 to 31.3.2023
Submitter: AD Plastik d.d.

	ITEM 1	ADP CODE 2	SAME PERIOD OF THE PREVIOUS YEAR		CURRENT PERIOD	
			CUMULATIVE 3	QUARTER 4	CUMULATIVE 5	QUARTER 6
IV	Items that may be reclassified to profit or loss (ADP 088 to 095)	087	0	0	0	0
	1, Exchange rate differences from translation of foreign operations	088	0	0	0	0
	2, Gains or losses from subsequent measurement of debt securities at fair value through other comprehensive income	089	0	0	0	0
	3, Profit or loss arising from effective cash flow hedging	090	0	0	0	0
	4, Profit or loss arising from effective hedge of a net investment in a foreign operation	091	0	0	0	0
	5, Share in other comprehensive income/loss of companies linked by virtue of participating interests	092	0	0	0	0
	6, Changes in fair value of the time value of option	093	0	0	0	0
	7, Changes in fair value of forward elements of forward contracts	094	0	0	0	0
	8, Other items that may be reclassified to profit or loss	095	0	0	0	0
	9, Income tax relating to items that may be reclassified to profit or loss	096	0	0	0	0
V	NET OTHER COMPREHENSIVE INCOME OR LOSS (ADP 080+087- 086 - 096)	097	0	0	0	0
VI	COMPREHENSIVE INCOME OR LOSS FOR THE PERIOD (ADP 078+097)	098	531,091	531,091	210,829	210,829
APPENDIX TO THE STATEMENT ON COMPREHENSIVE INCOME (TO BE FILLED IN BY UNDERTAKINGS THAT DRAW UP CONSOLIDATED STATEMENTS)						
VII	COMPREHENSIVE INCOME OR LOSS FOR THE PERIOD (ADP 100+101)	099	0	0	0	0
	1, Attributable to owners of the parent	100	0	0	0	0
	2, Attributable to minority (non-controlling) interest	101	0	0	0	0



Statement of cash flows

for the period 1.1.2023 to 31.3.2023
Submitter: AD Plastik d.d.

indirect method

ITEM 1	ADP CODE 2	SAME PERIOD OF THE PREVIOUS YEAR 3	CURRENT PERIOD 4
CASH FLOW FROM OPERATING ACTIVITIES			
1. Pre-tax profit	001	531,092	263,550
2. Adjustments (ADP 003 to 010):	002	2,621,283	-314,585
a) Depreciation	003	2,238,308	1,939,302
b) Gains and losses from sale and value adjustment of fixed tangible and intangible assets	004	0	-1,895,145
c) Gains and losses from sale and unrealised gains and losses and value adjustment of financial assets	005	0	0
d) Interest and dividend income	006	-101,136	-93,007
e) Interest expenses	007	104,138	98,484
f) Provisions	008	0	0
g) Exchange rate differences (unrealised)	009	87,601	0
h) Other adjustments for non-cash transactions and unrealised gains and losses	010	292,372	-364,219
I Cash flow increase or decrease before changes in working capital (ADP 001+002)	011	3,152,375	-51,035
3. Changes in the working capital (ADP 013 to 016)	012	3,740,162	-2,323,863
a) Increase or decrease in short-term liabilities	013	614,675	1,140,173
b) Increase or decrease in short-term receivables	014	3,846,810	-4,797,358
c) Increase or decrease in inventories	015	-721,323	1,333,322
d) Other increase or decrease in working capital	016	0	0
II Cash from operations (ADP 011+012)	017	6,892,537	-2,374,898
4. Interest paid	018	-105,061	-95,493
5. Income tax paid	019	0	0
A NET CASH FLOW FROM OPERATING ACTIVITIES (ADP 017 to 019)	020	6,787,476	-2,470,391
CASH FLOW FROM INVESTMENT ACTIVITIES			
1. Cash receipts from sales of fixed tangible and intangible assets	021	0	2,583,431
2. Cash receipts from sales of financial instruments	022	0	0
3. Interest received	023	21	1,798
4. Dividends received	024	0	0
5. Cash receipts from repayment of loans and deposits	025	0	0
6. Other cash receipts from investment activities	026	0	0
III Total cash receipts from investment activities (ADP 021 to 026)	027	21	2,585,229
1. Cash payments for the purchase of fixed tangible and intangible assets	028	-756,879	-1,044,959
2. Cash payments for the acquisition of financial instruments	029	0	0
3. Cash payments for loans and deposits for the period	030	0	0
4. Acquisition of a subsidiary, net of cash acquired	031	0	0
5. Other cash payments from investment activities	032	0	0
IV Total cash payments from investment activities (ADP 028 to 032)	033	-756,879	-1,044,959
B NET CASH FLOW FROM INVESTMENT ACTIVITIES (ADP 027 +033)	034	-756,858	1,540,270

Statement of cash flows

for the period 11.2023 to 31.3.2023
Submitter: AD Plastik d.d.

indirect method

ITEM 1	ADP CODE 2	SAME PERIOD OF THE PREVIOUS YEAR 3	CURRENT PERIOD 4
CASH FLOW FROM FINANCING ACTIVITIES			
1. Cash receipts from the increase in initial (subscribed) capital	035	0	0
2. Cash receipts from the issue of equity financial instruments and debt financial instruments	036	0	0
3. Cash receipts from credit principals, loans and other borrowings	037	0	3,336,792
4. Other cash receipts from financing activities	038	0	0
V Total cash receipts from financing activities (ADP 035 to 038)	039	0	3,336,792
1. Cash payments for the repayment of credit principals, loans and other borrowings and debt financial instruments	040	-4,234,435	-2,270,844
2. Cash payments for dividends	041	0	0
3. Cash payments for finance lease	042	-233,290	-132,055
4. Cash payments for the redemption of treasury shares and decrease in initial (subscribed) capital	043	0	0
5. Other cash payments from financing activities	044	0	0
VI Total cash payments from financing activities (ADP 040 to 044)	045	-4,467,725	-2,402,899
C NET CASH FLOW FROM FINANCING ACTIVITIES (ADP 039 +045)	046	-4,467,725	933,893
1. Unrealised exchange rate differences in respect of cash and cash equivalents	047	-14,920	0
D NET INCREASE OR DECREASE IN CASH FLOWS (ADP 020+034+046+047)	048	1,547,973	3,772
E CASH AND CASH EQUIVALENTS AT THE BEGINNING OF THE PERIOD	049	1,300,252	2,378,004
F CASH AND CASH EQUIVALENTS AT THE END OF THE PERIOD (ADP 048+049)	050	2,848,225	2,381,776



Statement of changes in equity

for the period 11.2023 to 31.3.2023
Submitter: AD Plastik d.d.

Item 1	ADP code 2	Attributable to owners of the parent																Minority non-controlling interest 19	Total capital and reserves 20 (18+19)	
		Initial (subscribed) capital 3	Capital reserves 4	Legal reserves 5	Reserves for treasury shares 6	Treasury shares and holdings (deductible item) 7	Statutory reserves 8	Other reserves 9	Revaluation reserves 10	Fair value of financial assets through other comprehensive income (available for sale) 11	Cash flow hedge - effective portion 12	Hedge of a net investment in a foreign operation - effective portion 13	Other fair value reserves 14	Exchange rate differences from translation of foreign operations 15	Retained profit / loss brought forward 16	Profit/loss for the business year 17	Total attributable to owners of the parent 18 (3 do 6 - 7 + 8 do 17)			
15, Decrease in initial (subscribed) capital (other than arising from the pre-bankruptcy settlement procedure or from the reinvestment of profit)	15	0	0	0	0	0	0	0	0	0	0	0	0	0	0	0	0	0	0	0
16, Decrease in initial (subscribed) capital arising from the pre-bankruptcy settlement procedure	16	0	0	0	0	0	0	0	0	0	0	0	0	0	0	0	0	0	0	0
17, Decrease in initial (subscribed) capital arising from the reinvestment of profit	17	0	0	0	0	0	0	0	0	0	0	0	0	0	0	0	0	0	0	0
18, Redemption of treasury shares/holdings	18	0	0	0	0	0	0	0	0	0	0	0	0	0	0	0	0	0	0	0
19, Payments from members/shareholders	19	0	0	0	0	0	0	0	0	0	0	0	0	0	0	0	0	0	0	0
20, Payment of share in profit/dividend	20	0	0	0	0	0	0	0	0	0	0	0	0	0	0	0	0	0	0	0
21, Other distributions and payments to members/shareholders	21	0	0	0	0	0	0	0	0	0	0	0	0	0	0	0	0	0	0	0
22, Transfer to reserves according to the annual schedule	22	0	0	0	0	0	0	0	0	0	0	0	0	0	2,168,656	-2,168,656	0	0	0	0
23, Increase in reserves arising from the pre-bankruptcy settlement procedure	23	0	0	0	0	0	0	0	0	0	0	0	0	0	0	0	0	0	0	0
24, Balance on the last day of the previous business year reporting period (ADP 04 to 23)	24	55,738,058	25,520,227	813,439	2,772,641	1,141,457	0	9,050,846	0	0	0	0	0	0	10,931,968	531,092	104,216,814	0	104,216,814	
APPENDIX TO THE STATEMENT OF CHANGES IN EQUITY (to be filled in by undertakings that draw up financial statements in accordance with the IFRS)																				
I OTHER COMPREHENSIVE INCOME OF THE PREVIOUS PERIOD, NET OF TAX (ADP 06 to 14)	25	0	0	0	0	0	0	0	0	0	0	0	0	0	0	0	0	0	0	0
II COMPREHENSIVE INCOME OR LOSS FOR THE PREVIOUS PERIOD (ADP 05+25)	26	0	0	0	0	0	0	0	0	0	0	0	0	0	0	531,092	531,092	0	531,092	
III TRANSACTIONS WITH OWNERS IN THE PREVIOUS PERIOD RECOGNISED DIRECTLY IN EQUITY (ADP 15 to 23)	27	0	0	0	0	0	0	0	0	0	0	0	0	2,168,656	-2,168,656	0	0	0	0	

Statement of changes in equity

for the period 11.2023 to 31.3.2023
Submitter: AD Plastik d.d.

Item	ADP code	Attributable to owners of the parent																Minority non-controlling interest	Total capital and reserves
		Initial (subscribed) capital	Capital reserves	Legal reserves	Reserves for treasury shares	Treasury shares and holdings (deductible item)	Statutory reserves	Other reserves	Revaluation reserves	Fair value of financial assets through other comprehensive income (available for sale)	Cash flow hedge - effective portion	Hedge of a net investment in a foreign operation - effective portion	Other fair value reserves	Exchange rate differences from translation of foreign operations	Retained profit / loss brought forward	Profit/loss for the business year	Total attributable to owners of the parent 18 (3 do 6 - 7 + 8 do 17)		
1	2	3	4	5	6	7	8	9	10	11	12	13	14	15	16	17	18 (3 do 6 - 7 + 8 do 17)	19	20 (18+19)
15, Decrease in initial (subscribed) capital (other than arising from the pre-bankruptcy settlement procedure or from the reinvestment of profit)	42	0	0	0	0	0	0	0	0	0	0	0	0	0	0	0	0	0	0
16, Decrease in initial (subscribed) capital arising from the pre-bankruptcy settlement procedure	43	0	0	0	0	0	0	0	0	0	0	0	0	0	0	0	0	0	0
17, Decrease in initial (subscribed) capital arising from the reinvestment of profit	44	0	0	0	0	0	0	0	0	0	0	0	0	0	0	0	0	0	0
18, Redemption of treasury shares/ holdings	45	0	0	0	0	0	0	0	0	0	0	0	0	0	0	0	0	0	0
19, Payments from members/ shareholders	46	0	0	0	0	0	0	0	0	0	0	0	0	0	0	0	0	0	0
20, Payment of share in profit/dividend	47	0	0	0	0	0	0	0	0	0	0	0	0	0	0	0	0	0	0
21, Other distributions and payments to members/shareholders	48	0	0	0	0	0	0	0	0	0	0	0	0	0	0	0	0	0	0
22, Carryforward per annual plane	49	0	0	0	0	0	0	0	0	0	0	0	0	0	-13,743,480	13,743,480	0	0	0
23, Increase in reserves arising from the pre-bankruptcy settlement procedure	50	0	0	0	0	0	0	0	0	0	0	0	0	0	0	0	0	0	0
24, Balance on the last day of the current business year reporting period (ADP 31 to 50)	51	55,738,058	25,402,255	813,439	2,772,641	921,001	0	6,880,988	0	0	0	0	0	0	-641,654	210,829	90,255,555	0	90,255,555
APPENDIX TO THE STATEMENT OF CHANGES IN EQUITY (to be filled in by undertakings that draw up financial statements in accordance with the IFRS)																			
I OTHER COMPREHENSIVE INCOME FOR THE CURRENT PERIOD, NET OF TAX (ADP 33 to 41)	52	0	0	0	0	0	0	0	0	0	0	0	0	0	0	0	0	0	0
II COMPREHENSIVE INCOME OR LOSS FOR THE CURRENT PERIOD (ADP 32 do 52)	53	0	0	0	0	0	0	0	0	0	0	0	0	0	0	210,829	210,829	0	210,829
III TRANSACTIONS WITH OWNERS IN THE CURRENT PERIOD RECOGNISED DIRECTLY IN EQUITY (ADP 42 to 50)	54	0	0	0	0	0	0	0	0	0	0	0	0	0	-13,743,480	13,743,480	0	0	0

Notes to Financial Statements - QFS

(drawn up for quarterly reporting periods)

Name of the issuer:.....AD Plastik d.d.

Headquarter:Ul. Antuna Gustava Matoša 8, 21210, Solin, Hrvatska

Personal identification
number (OIB):48351740621

MBS:060007090

Reporting period:1.1.2023 to 31.3.2023

Notes to financial statements are available as part of AD Plastik Group's Unaudited financial statement. Unaudited financial statement is available on Zagreb Stock Exchange website.

AD Plastik Group Integrated annual report for 2022 year is available on Zagreb Stock Exchange website.

Same accounting policies are applied while drawing up financial statements for current reporting period as in the latest annual financial statements.

AD Plastik d.d. has issued corporate guarantees for the needs of subsidiaries in the following amounts: to banks EUR 9,700 thousand and to suppliers EUR 2,396 thousand.

AD Plastik d.d. currently has no debts due after more than five years.

The average number of employees of AD Plastik d.d. in the period from 01.01.2023. to 31.03.2023. was 1,143.

In intangible assets in the period from 01.01.2023. to 31.03.2023., the cost of net salaries and wages of EUR 96,093, the cost of taxes and contributions from salaries of EUR 39,413, and the cost of contributions to salaries of EUR 20,749 were capitalized.

Throughout the reporting period, there were no changes in deferred tax assets in relation to 31.12.2022. Deferred tax asset on 31.12.2022 amounts EUR 1,995 thousand.

Solin, April 2023

Management's statement of responsibility

The financial statements of AD Plastik Group and the Company AD Plastik d.d. Solin are prepared in accordance with the International Financial Reporting Standards (IFRS) and the Croatian Law on Accounting.

The consolidated financial statements of AD Plastik Group and the financial statements of the Company AD Plastik d.d. for the period from January 1 to March 31 2023, give a complete and true review of the assets and liabilities, profit and loss, financial position and business activities of the issuers and companies included in the consolidation as a whole.

The management report for the period until March 31 2023, contains an accurate and true display of the development and results of the business activities of the Company with a description of the most significant risks and uncertainties to which the Company is exposed.



The Company is registered at the Court Register of the Commercial Court of Split under the Registered Company Number (MBS): 060007090
Company Identification Number (OIB): 48351740621
IBAN: HR04 2340 0091 1101 5371 1, Privredna banka Zagreb d.d., Zagreb

The capital stock in the amount of HRK 419,958,400 was paid in full.
AD Plastik issued a total of 4,199,584 ordinary shares, in the nominal amount of HRK 100.
President of the Management Board: Marinko Došen
Management Board members: Mladen Peroš, Zlatko Bogadi, Josip Divić
President of the Supervisory Board: Sergey Dmitrievich Bodrunov

Marinko Došen
President of the
Management Board

Handwritten signature of Marinko Došen in white ink on a grey background.

Mladen Peroš
Member of the
Management Board

Handwritten signature of Mladen Peroš in white ink on a grey background.

Zlatko Bogadi
Member of the
Management Board

Handwritten signature of Zlatko Bogadi in white ink on a grey background.

Josip Divić
Member of the
Management Board

Handwritten signature of Josip Divić in white ink on a grey background.



**Your needs.
Our drive.**

Plastik