


2021

INTERIM REPORT

BY MANAGEMENT OF AD PLASTIK GROUP
AND THE COMPANY AD PLASTIK D.D. SOLIN
FOR THE FIRST SIX MONTHS OF 2021

Contents

Management Report of AD Plastik Group and the company AD Plastik d.d. Solin for the period 1. 1. 2021 - 30. 6. 2021	3
Operating revenue, EBITDA and Net profit	3
Comment by Marinko Došen, President of the Management Board	4
Financial results for the first six months of 2021	5
Operating revenue per sales markets of AD Plastik Group without affiliated company	10
AD Plastik Group with consolidation of the corresponding ownership part in affiliated company	12
Share	14
Addendum 1 - Alternative performance measures	16
Financial statement of AD Plastik Group	18
Balance sheet	19
Statement of profit and loss	23
Statement of cash flows (indirect method)	27
Statement of changes in equity	29
Notes to financial statements - QFS	31
Financial statement of the company AD Plastik	32
Balance sheet	33
Statement of profit and loss	37
Statement of cash flows (indirect method)	41
Statement of changes in equity	43
Notes to financial statements - QFS	45
Management's statement of responsibility	46



- The financial statements of all companies within the AD Plastik Group have been prepared on the going concern basis.
- The most recent annual financial statement is available on the Zagreb Stock Exchange website at the following link: <https://eho.zse.hr/fileadmin/issuers/ADPL/FI-ADPL-e987524e0599f4b6507b528604ef0432.pdf>
- The same accounting policies have been applied in preparing the financial statements for the quarterly reporting period as in the most recent annual financial statements.

Operating revenue, EBITDA and Net profit

AD Plastik Group



OPERATING REVENUE **HRK 622.43 million**
+13.4% compared to the first six months of 2020

EBITDA **HRK 82.50 million**
+9.3% compared to the first six months of 2020



NET PROFIT **HRK 32.43 million**
+87.4% compared to the first six months of 2020

The company AD Plastik



OPERATING REVENUE **HRK 412.30 million**
+5.1% compared to the first six months of 2020

EBITDA **HRK 51.67 million**
-22.6% compared to the first six months of 2020



NET PROFIT **HRK 16.80 million**
-56.6% compared to the first six months of 2020

Comment by Marinko Došen, President of the Management Board



Despite very demanding and challenging market conditions, in the first six months we generated operating revenue in the amount of HRK 622.43 million and thus achieved its growth of 13.4 percent compared to the same period last year.

All indicators at the Group level grew, so the EBITDA was realized in the amount of HRK 82.50 million, and the net profit amounted to HRK 32.43 million, which is by 87.4 percent higher than in the same period in 2020.

Demand for cars is growing compared to the first six months of last year, but it will take some more time for it to reach pre-pandemic figures. The business of car manufacturers has been hampered this year due to the consequences of the pandemic and the lack of semiconductors in the market, so car production has been somewhat slowed down. Our European factories have been adapting to the operational plans of their customers, while at the same time our Russian factories have been recording growth of over forty percent compared to the first half of last year. It is evident that the car market in Russia has been recovering faster than others and the consequences of the shortage of semiconductors in that market have not been observed so far.

Along with all the challenges and uncertainties, there is a slight but confident shift towards market recovery. Unfortunately, the pandemic is still present, therefore further caution is necessary. AD Plastik Group has preserved financial stability, reduced financial debt and improved the indebtedness ratio. We monitor global trends and adjust our business, and we are focused on achieving our goals for this year.

Business risk management is our daily task and in these demanding times it has been intensified. Despite that, we have been working smoothly on the development activities for 41 contracted projects in the European and Russian markets. In the first half of the year, we sealed new deals worth EUR 104 million, of which EUR 79.9 million for the Stellantis Group in the European market and EUR 24.1 million for AvtoVAZ, Nissan and Volkswagen Group in the Russian market.

Sealed deals in our portfolio provide us with a secure perspective, while a stable financial position and quality allow us to face current challenges more easily.

This is another challenging year, but we believe that the end of the crisis will be a new and big driver for the AD Plastik Group and the automotive industry as a whole. Our current plans and realization are adapted to the circumstances, but we are ready for the rapid changes and adjustments that the future brings.

A handwritten signature in black ink, appearing to read 'Marinko Došen', written in a cursive style.

Marinko Došen
President of the Management Board

Financial results for the first six months of 2021

AD Plastik Group is comprised of the following companies during the reporting period:


- AD Plastik d.d., Croatia
- AO AD Plastik Togliatti, Russia
- ZAO AD Plastik Kaluga, Russia
- ADP d.o.o., Serbia
- AD Plastik d.o.o., Slovenia
- AD Plastik Tisza Kft., Hungary

(hereinafter: AD Plastik Group)

In the first six months of 2021, the operating revenue of the AD Plastik Group amounted to HRK 622.43 million, which represents an increase of 13.4 percent compared to the same period last year. In the parent company, operating revenue increased by 5.1 percent and amounted to HRK 412.3 million.

Although the number of newly registered vehicles in the European market increased in the first half of the year, which is expected given it is being compared with the most difficult period of the pandemic and global closure, it will take more time for the figures to return to pre-pandemic levels. Unlike sales, vehicle production is slightly slower compared to the first announcements, largely due to a lack of semiconductors. While the operational plans of the

automotive industry manufacturers and suppliers in the European market are adapting to the situation, Russia is currently exceeding expectations and recording growth in sales of new vehicles even compared to the pre-pandemic year 2019. This fact is supported also by the realization in the Russian factories of the AD Plastik Group, in which revenue grew by over forty percent compared to the same period last year.

EBITDA in the reporting period grew by 9.3 percent at the Group level and amounted to HRK 82.50 million, while in the parent company it was lower by 22.6 percent and amounted to HRK 51.67 million. EBITDA margin in the first six months of this year was 13.3 percent at the Group level, or 12.5 percent in the parent company. 



Financial results for the first six months of 2021

➔ The Group's net profit amounted to HRK 32.43 million and was higher by 87.4 percent compared to the same period in 2020, while in the parent company it was lower by 56.6 percent and amounted to HRK 16.80 million.

Strong revenue growth in the Russian market and the movement of Russian ruble and Hungarian forint exchange rates had a positive impact on the Group's results. At the same time, the lack of semiconductors and the consequences of the pandemic in the European market prevented a significant increase in the parent company's revenue and further affected EBITDA. However, even in these circumstances, comparative indicators would be significantly more favorable even at the parent company level if the one-off positive effects of the use of government grants and sales of non-operating assets in the amount of HRK 39.9 million in the first half of last year weren't taken in consideration.

Financial position of AD Plastik Group is stable, so the NFD/EBITDA ratio was 1.78 at the Group level and 2.66 in the parent company. As of June 30, 2021, AD Plastik Group had HRK 71.7 million in cash on its account as well as unused short-term credit lines.

In the reporting period, deals worth EUR 104 million were sealed, and development activities for 41 contracted projects in the European and Russian markets continue.

Despite the growing demand for new vehicles, the corona crisis has brought new challenges to the automotive industry and the economy in general. In addition to the uncertainty of the pandemic itself, the lack of semiconductors further complicates business operations and planning. Although stabilization in the supply of semiconductors is expected in the second part of the year, caution is required and the company's focus remains primarily on preserving financial stability and profitability and achieving the set business goals for 2021.



Financial results for the first six months of 2021

Key performance indicators

Indicators (in HRK 000)	AD Plastik Group			AD Plastik d.d.		
	2Q 2020	2Q 2021	Index	2Q 2020	2Q 2021	Index
Operating revenue	548,782	622,434	113.42	392,165	412,299	105.13
Sales revenue	530,879	606,619	114.27	375,515	400,241	106.58
Operating expenses	521,462	586,777	112.53	360,095	395,378	109.80
EBITDA*	75,459	82,501	109.33	66,763	51,671	77.39
EBITDA last 4 quarters*	169,574	172,927	101.98	124,427	103,301	83.02
Net profit	17,306	32,430	187.39	38,681	16,799	43.43
NFD*	361,590	307,857	85.14	314,671	274,422	87.21
NFD/EBITDA last 4 quarters*	2.13	1.78	83.49	2.53	2.66	105.04
EBITDA margin*	13.75%	13.25%	-50 bps	17.02%	12.53%	-449 bps
Net profit margin*	3.15%	5.21%	206 bps	9.86%	4.07%	-579 bps
ROE*	6.29%	7.23%	94 bps	8.94%	5.80%	-314 bps
Capex*	24,476	20,715	84.63	20,236	11,899	58.80

* In addition to the measures defined by International Financial Reporting Standards (IFRS), AD Plastik Group also uses alternative performance measures in its reports. An overview and definition of the indicators used in this document are provided in Addendum 1.

Operating expenses

Operating expenses (in HRK 000)	AD Plastik Group			AD Plastik d.d.		
	2Q 2020	2Q 2021	Index	2Q 2020	2Q 2021	Index
OPERATING EXPENSES	521,462	586,777	112.53	360,095	395,378	109.80
Changes in the value of work in process and finished products	3,318	245	7.39	-63	999	-1,594.79
Material costs	331,886	382,800	115.34	247,364	258,061	104.32
Staff costs	96,952	126,998	130.99	56,336	82,170	145.86
Amortization	48,139	46,844	97.31	34,694	34,750	100.16
Other costs	26,909	19,952	74.15	20,282	13,507	66.59
Provisions	-	369	-	-	-	-
Other operating expenses	14,258	9,568	67.11	1,481	5,891	397.69

Financial results for the first six months of 2021

Net financial result

Net financial result (in HRK 000)	AD Plastik Group			AD Plastik d.d.		
	2Q 2020	2Q 2021	Index	2Q 2020	2Q 2021	Index
FINANCIAL REVENUE	250	4,014	1,607.18	14,186	7,394	52.12
Positive exchange rate differences	-	3,609	-	2,244	641	28.58
Interest income	250	334	133.55	1,752	1,718	98.05
Dividends	-	-	-	10,191	4,964	48.71
Other revenue	-	72	-	-	72	-
FINANCIAL EXPENSES	15,333	3,193	20.82	7,574	3,614	47.72
Negative exchange rate differences	9,936	-	-	3,686	1,084	29.41
Interest expenses	5,397	3,193	59.16	3,888	2,530	65.07
FINANCIAL RESULT	-15,083	821	-5.44	6,612	3,780	57.17

The strengthening of the Russian ruble and the Hungarian forint exchange rates, along with lower financing costs, had a favorable effect on the Group's financial result. The lower dividend income from the affiliated Romanian company, on the other hand, affect-

ed the results of the parent company, which were somewhat less favorable. In the reporting and comparative period, exchange rate differences within and outside the Group are presented on a net basis.



Financial results for the first six months of 2021

Financial position

The Group's net financial debt was lower by HRK 28 million compared to the end of last year, so as of June 30, 2021 it amounted to HRK 307.9 million. In the parent company, it was lower by HRK 20.5 million and amounted to HRK 274.4 million. The NFD/EBITDA ratio was 1.78 at the Group level and 2.66 in the parent company.

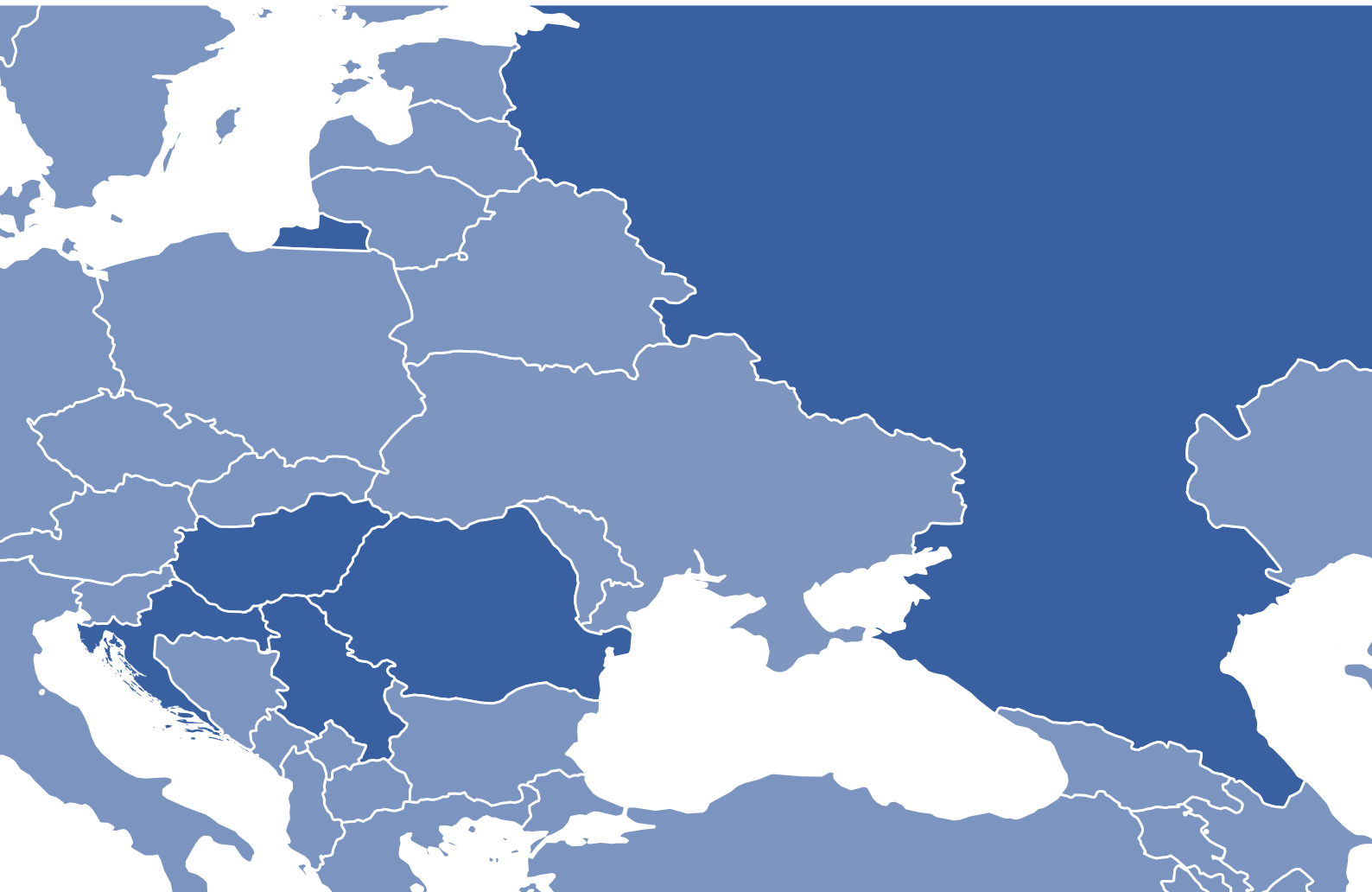
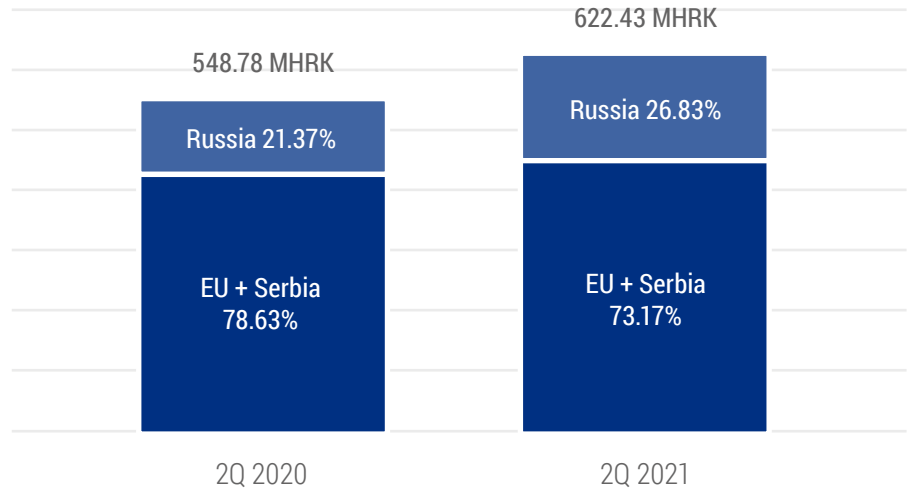
The indebtedness ratio was also improved, which as of June 30, 2021 was 0.42 at the Group level, while at the end of 2020 it was 0.44. In the parent company, it was 0.37, as opposed to 0.39 at the end of last year. In the observed period, the return on equity (ROE) was 7.2 percent at the Group level, and 5.8 percent in the parent company.

Abbreviated balance sheet (in HRK 000)	AD Plastik Group			AD Plastik d.d.		
	31 Dec 2020	30 Jun 2021	Index	31 Dec 2020	30 Jun 2021	Index
ASSETS	1,541,345	1,489,720	96.65	1,357,618	1,289,701	95.00
Non-current assets	980,222	976,733	99.64	935,859	929,276	99.30
Current assets	537,463	504,016	93.78	401,065	354,857	88.48
Prepaid expenses and accrued income	23,661	8,970	37.91	20,695	5,568	26.90
LIABILITIES	680,720	619,974	91.08	529,934	474,900	89.61
Provisions	4,569	4,570	100.03	3,985	3,985	100.00
Non-current liabilities	183,611	211,504	115.19	143,172	168,342	117.58
Current liabilities	474,575	393,228	82.86	366,886	293,824	80.09
Accrued expenses and deferred revenue	17,966	10,672	59.40	15,892	8,749	55.05
CAPITAL	860,625	869,746	101.06	827,684	814,800	98.44



Operating revenue per sales markets of AD Plastik Group

- Revenue of AD Plastik Group in EU and Serbian markets has increased by 5.53 percent
- Revenue of AD Plastik Group in Russia has increased by 42.44 percent



Operating revenue per sales markets

of AD Plastik Group

EU and Serbian markets

Operating revenue in the EU and Serbian markets accounts for 73.2 percent of the Group's total revenue and it amounted to HRK 455.41 million. Compared to the same period last year, it increased by 5.5 percent, and the slower growth is a consequence of the adjustment of the operational plans of customers due to lack of semiconductors in the market.

In the first six months almost 5.4 million vehicles were registered in the European market and compared to the same period of 2020 it represents a growth of 25.2 percent. As the biggest drop in car sales was recorded in the second quarter of last year, growth is higher in this period, as expected, although the figures are still lower than in the year before the pandemic. According to ACEA estimates, overall car sales growth is expected to be 10 percent in 2021, compared to a year earlier.

In the first six months, sales growth of new vehicles was recorded by all European Union countries, so Italy recorded growth by 51.4 percent, Spain by 34.4 percent, France by 28.9 percent and Germany by 14.9 percent.

In our customer portfolio, the Stellantis Group recorded the highest growth of 31 percent in the reporting period, with a market share of 23.1 percent. The Volkswagen Group recorded a growth of 26.5 percent, holding 26.4 percent market share, the Renault Group recorded a growth of 7.7 percent with a 9.9 percent market share, while Ford recorded a growth of 9.6 percent with market share of 4.2 percent.

In the first six months, AD Plastik Group sealed new deals worth EUR 79.9 million for the Stellantis Group.

Russian market

Realized operating revenue in the Russian market in the first six months amounted to HRK 167 million, thus it grew by 42.4 percent compared to the same period last year. Russian companies fully generate their revenue in that market and they account for 26.8 percent of the Group's total revenue.

The Russian market is recording a faster recovery, so the number of newly registered vehicles increased by 36.9 percent in the first six months of 2021 compared to the same period last year. Vehicle sales increased by as much as 5.1 percent compared to the first six months of 2019, and AEB AMC changed its forecasts for this year accordingly. Thus, at the yearly level, a growth of 9.8 percent of newly registered vehicles is expected, as opposed to the previously announced 2.1 percent.

The key customer of AD Plastik Group in Russia, Renault-Nissan-Mitsubishi Alliance, still holds the largest share in this market of 35.5 percent and recorded a growth of 30 percent in the observed period. The Volkswagen Group, whose share is becoming increasingly significant in the AD Plastik Group's customer portfolio, recorded a growth of 43.4 percent with a 13.3 percent market share. Kia recorded a growth of 33.4 percent, holding a 12.4 percent market share, while the Hyundai Group has a market share of 10.6 percent and recorded a sales growth of 43.2 percent.

In the reporting period, new deals worth EUR 24.1 million were sealed for Renault-Nissan-Mitsubishi Alliance and the Volkswagen Group in the Russian market.



AD Plastik Group with consolidation of the corresponding part of ownership in the affiliated company


In order to present a clearer picture of business, a comparable, shortened, consolidated profit and loss account of AD Plastik Group for the first six months of 2020 and 2021 has been created,

with profit and loss account of the affiliated company Euro Auto Plastic Systems s.r.l. Mioveni, Romania (50 percent of ownership of AD Plastik d.d.).

in HRK 000

Positions	2Q 2020	2Q 2021	Index
OPERATING REVENUE	666,507	755,717	113.38
OPERATING EXPENSES	633,627	711,640	112.31
Material costs	404,864	463,269	114.43
Staff costs	118,841	151,066	127.12
Amortization	53,266	51,140	96.01
Other costs	56,655	46,165	81.48
FINANCIAL REVENUE	250	4,014	1,607.18
FINANCIAL EXPENSES	16,149	3,323	20.58
TOTAL REVENUE	682,739	759,731	111.28
TOTAL EXPENSES	665,758	714,963	107.39
Profit before taxation	16,981	44,768	263.63
Profit tax	-325	12,338	-3,795.85
PROFIT OF THE PERIOD	17,306	32,430	187.39
EBITDA	86,147	95,217	110.53

Operating revenue of AD Plastik Group with consolidated corresponding part of ownership in affiliated company amounted to HRK 755.72 million, recording an increase by 13.4 percent compared to the same period of 2020. EBITDA amounted to HRK 95.22 million, representing a growth of 10.5 percent.



AD Plastik Group with consolidation

of the corresponding part of ownership in the affiliated company

Abbreviated P/L and the Balance sheet of the affiliated company EAPS

P/L in HRK 000 (100% of realization shown)

Positions	2Q 2020	2Q 2021	Index
Operating revenue	244,807	274,512	112.13
Operating expenses	-233,687	-257,672	110.26
Net financial result	-1,631	-260	15.94
Profit before taxation	9,489	16,579	174.72
Profit tax	-1,930	-3,678	190.59
Profit of the period	7,560	12,901	170.66

Balance sheet in HRK 000

Positions	31 Dec 2020	30 Jun 2021	Index
Non-current assets	98,236	95,173	96.88
Current assets	244,768	253,683	103.64
TOTAL ASSETS	343,004	348,856	101.71
Capital + provisions	133,167	127,740	95.92
Long-term liabilities and provisions	19,709	17,310	87.83
Current liabilities	190,128	203,805	107.19
TOTAL LIABILITIES	343,004	348,856	101.71

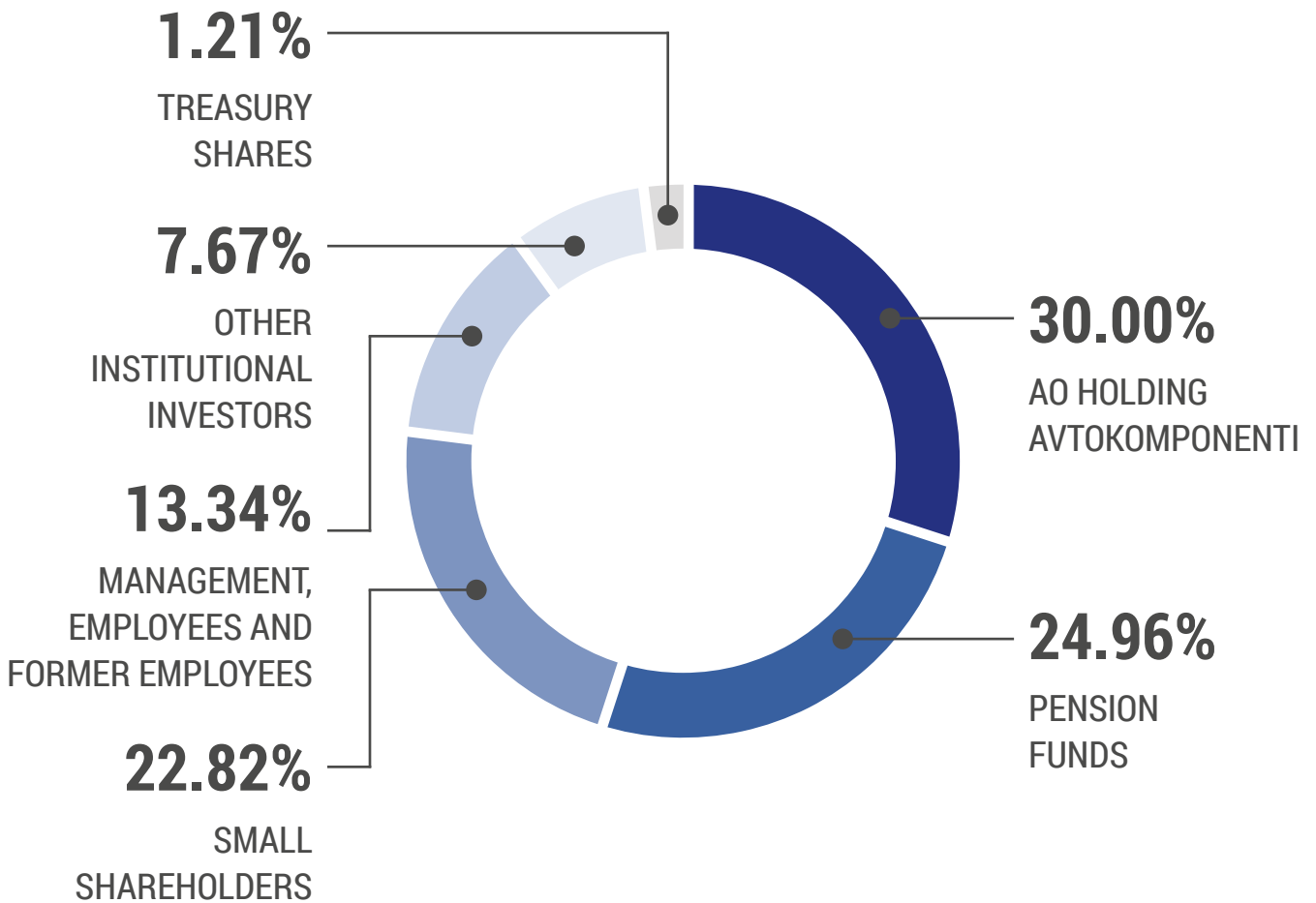
The affiliated Romanian company EAPS achieved an increase in operating revenue of 12.1 percent, amounting to HRK 274.51 million. Net profit amounted to HRK 12.9 million, representing an increase of 70.6 percent.

The company has no financial liabilities towards AD Plastik d.d. nor liabilities towards external entities, and as of June 30, 2021, its cash on account amounted to HRK 76.3 million. Investments in the observed period amounted to HRK 6.8 million.

This company primarily generates revenue in Romanian market and, apart from that, it supplies its products to the markets of Algeria, Morocco, Iran, Brazil, Colombia, South Africa, Russia etc. EAPS results have been included in the results of AD Plastik Group by equity method.

Share

Ownership structure as of June 30, 2021



	Investor	Number of shares	Share
1	AO Holding Avtokomponenti	1,259,875	30.00%
2	Pension funds	1,048,243	24.96%
3	Small shareholders	958,481	22.82%
4	Management, employees and former employees	560,194	13.34%
5	Other institutional investors	322,038	7.67%
6	Treasury shares	50,753	1.21%
	Total	4,199,584	100%

Share

The price of the ADPL share grew by 21.3 percent compared to the end of 2020 and as of June 30, 2021 it amounted to HRK 194. In the reporting period, it ranged from HRK 161 to HRK 194, which were its minimum and maximum prices. Crobex grew by 13.9 percent

over the same period. The market capitalization of the company at the end of the reporting period amounted to HRK 814.7 million. In March, the company paid a dividend from retained earnings of 2019 in the amount of HRK 33.1 million, which is HRK 8 per share.

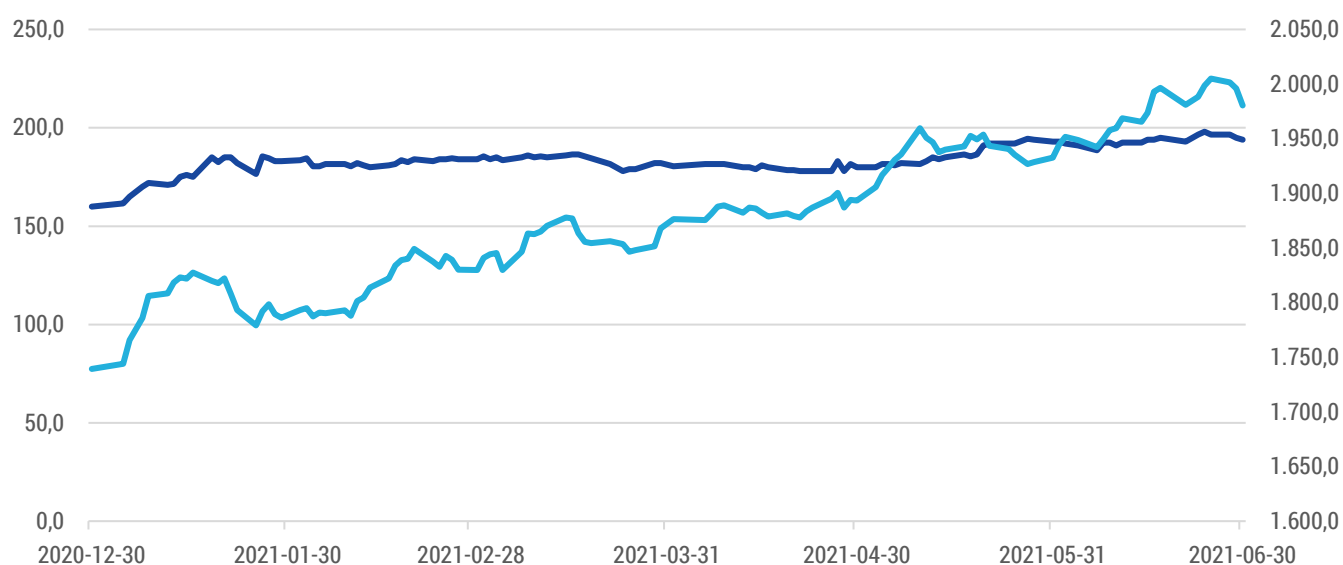
ADPL (HRK)	31 Dec 2020	30 Jun 2021	Index
Final price (HRK)	160.0	194.0	121.3
Average price (HRK)	148.3	183.7	123.9
The highest price (HRK)	202.0	198.0	98.0
The lowest price (HRK)	93.0	161.0	173.1
Volume	878,018	123,071	14.0
Turnover (HRK)	121,169,950	22,604,754	18.7
Market capitalization (HRK)*	671,933,440	814,719,296	121.3
P/E*	14.1	12.9	91.8
EPS (HRK)*	11.4	15.0	132.0
ROE*	5.5%	5.8%	178 bps

* In addition to the measures defined by International Financial Reporting Standards (IFRS), AD Plastik Group also uses alternative performance measures in its reports. An overview and definition of the measures used in this document are provided in Addendum 1.

ADPL share price and index CROBEX behavior

+21.3% ADPL

+13.9% CROBEX



Addendum 1

Alternative performance measures

In addition to the financial performance measures defined by International Financial Reporting Standards (IFRS), AD Plastik Group also uses certain alternative performance measures in its reports, considering them useful for business performance

analysis for investors. Alternative performance measures show a comparative periods so that the company's results can be compared over different periods.

EBITDA and EBITDA margin

EBITDA (Earnings before Interest, Taxes, Depreciation and Amortization) represents the operating profit (operating revenue minus operating expenses) increased by amortization of tangible and intangible assets. The company also presents an EBITDA margin that represents a percentage of EBITDA relative to operating revenue.

Net profit margin

It is calculated by the ratio of realized net profit and operating revenue. The company uses this measure to track its profitability relative to operating revenue.

Net debt and net debt to EBITDA

Net debt represents the sum of short-term and long-term liabilities to banks and short-term and long-term loans to non-banking companies, minus cash and cash equivalents. AD Plastik Group uses the ratio of net debt to EBITDA as an indicator of financial stability and the company's ability to repay its financial obligations. When calculating the indicators on a quarterly basis, the EBITDA realized in the last four quarters is taken into account.

(in HRK 000)

AD Plastik Group	31 Dec 2020	30 Jun 2021
Non-bank loans	49,181	48,397
Long-term liabilities to banks	169,611	186,284
Short-term liabilities to banks	179,705	144,826
Cash	-62,667	-71,650
Net financial debt	335,830	307,857

(in HRK 000)

AD Plastik d.d.	31 Dec 2020	30 Jun 2021
Non-bank loans	37,684	37,456
Long-term liabilities to banks	139,426	151,680
Short-term liabilities to banks	153,458	123,184
Cash	-35,669	-37,898
Net financial debt	294,899	274,422



Addendum 1

Alternative performance measures

ROE


This measure is used to monitor the realized return on equity. It is calculated on an annual and quarterly basis. When calculating the indicators on an annual basis, the ratio is the net profit of the current period and the average value of equity (the average value of equity at the end of the reporting period and equity at the beginning of the reporting period). At the quarterly level, it is calculated by the ratio of net profit for the last four quarters and the average value of equity (average value of equity at the end of the reporting period and equity at the end of the same period of the previous year).

Capex

Capital investments are indirect cash flow position and they are related to payments for tangible and intangible assets. This measure is used as an indicator of the use of funds to achieve future economic flows and ensure the distribution of funds in accordance with the Group's strategy.

Indebtedness ratio

The indebtedness ratio is the ratio of total liabilities to total assets. This measure is used to monitor the company's financial risk in terms of growth of liabilities in relation to assets.



Market capitalization

Market capitalization is the total market value of the company, and it is calculated as the product of the total number of shares and the last share price on the day of the reporting period.

	31 Dec 2020	30 Jun 2021
Last price in the period (HRK)	160	194
Number of shares (000)	4,200	4,200
Market capitalization (in HRK 000)	671,933	814,719

EPS and P/E

These measures are used so that investors can analyze the value of the share. Earnings per share (EPS) are calculated by dividing net profit by the weighted average number of shares. The quarterly calculation uses the net profit realized in the last four quarters.

	31 Dec 2020	30 Jun 2021
Net profit of the period (in HRK 000)	46,929	62,052
Average weighted number of shares (000)	4,131	4,137
EPS (HRK)	11.4	15.0

P/E is the ratio of price to earnings per share (EPS). The price represents the share price on the last day of the reporting period, and in the quarterly calculation, net profit represents the realized profit in the last four quarters.

Annex 1

ISSUER'S GENERAL DATA

Reporting period:	1. 1. 2021	to	30. 6. 2021
Year:	2021	Quarter:	2

Quarterly financial statements

Registration number (MB):	03440494	Issuer's home Member State code:	HR
Entity's registration number (MBS):	060007090		
Personal identification number (OIB):	48351740621	LEI	549300NFX18SRZHNT751
Institution code:	382		
Name of the issuer:	AD PLASTIK d.d.		
Postcode and town:	21210	Solin	
Street and house number:	Matoševa 8		
E-mail address:	informacije@adplastik.hr		
Web address:	www.adplastik.hr		
Number of employees (end of the reporting period):	2726		
Consolidated report:	KD	(KN-not consolidated/KD-consolidated)	
Audited:	RN	(RN-not audited/RD-audited)	

Names of subsidiaries (according to IFRS):	Registered office:	MB:
AD PLASTIK d.d.	Solin, Croatia	03440494
AO AD PLASTIK TOGLIATTI	Samara, Russian Federation	1036300221935
AD PLASTIK d.o.o.	Novo Mesto, Slovenia	1214985000
ZAO AD PLASTIK KALUGA	Kaluga, Russian Federation	1074710000320
ADP d.o.o.	Mladenovac, Serbia	20787538
AD PLASTIK TISZA Kft.	Tiszaujvaros, Hungary	12800821-2932-133-05
Bookkeeping firm:	No	(Yes/No)
Contact person:	Jurun Krešimir (only name and surname of the contact person)	
Telephone:	021/206-663	
E-mail address:	kresimir.jurun@adplastik.hr	
Audit firm:	(name of the audit firm)	
Certified auditor:	(name and surname)	

Balance sheet

balance as at 30.6.2021, Submitter: AD Plastik Group

	Item 1	ADP code 2	Last day of the preceding business year 3	At the reporting date of the current period 4
ASSETS				
A	RECEIVABLES FOR SUBSCRIBED CAPITAL UNPAID	001	0	0
B	FIXED ASSETS (ADP 003+010+020+031+036)	002	980,221,621	976,733,466
	I. Intangible assets (ADP 004 to 009)	003	109,986,115	107,308,943
	1 Research and development	004	47,725,629	45,421,107
	2 Concessions, patents, licences, trademarks, software and other rights	005	2,698,689	2,135,378
	3 Goodwill	006	24,618,487	24,919,610
	4 Advances for the purchase of intangible assets	007	50,072	71,837
	5 Intangible assets in preparation	008	23,353,977	24,665,088
	6 Other intangible assets	009	11,539,261	10,095,923
	II. Tangible assets (ADP 011 to 019)	010	782,039,924	785,343,895
	1 Land	011	136,335,310	136,502,610
	2 Buildings	012	269,148,587	270,317,290
	3 Plant and equipment	013	287,531,519	271,114,300
	4 Tools, working inventory and transportation assets	014	45,733,666	45,366,402
	5 Biological assets	015	0	0
	6 Advances for the purchase of tangible assets	016	923,031	2,470,064
	7 Tangible assets in preparation	017	9,395,089	9,992,817
	8 Other tangible assets	018	8,115,826	24,940,411
	9 Investment property	019	24,856,896	24,640,001
	III. Fixed financial assets (ADP 021 to 030)	020	72,026,013	73,451,297
	1 Investments in holdings (shares) of undertakings within the group	021	0	0
	2 Investments in other securities of undertakings within the group	022	0	0
	3 Loans, deposits, etc. to undertakings within the group	023	0	0
	4 Investments in holdings (shares) of companies linked by virtue of participating interests	024	71,964,313	73,451,297
	5 Investment in other securities of companies linked by virtue of participating interests	025	0	0
	6 Loans, deposits etc. to companies linked by virtue of participating interests	026	0	0
	7 Investments in securities	027	61,700	0
	8 Loans, deposits, etc. given	028	0	0
	9 Other investments accounted for using the equity method	029	0	0
	10 Other fixed financial assets	030	0	0
	IV. Receivables (ADP 032 to 035)	031	0	0
	1 Receivables from undertakings within the group	032	0	0
	2 Receivables from companies linked by virtue of participating interests	033	0	0
	3 Customer receivables	034	0	0
	4 Other receivables	035	0	0
	V. Deferred tax assets	036	16,169,569	10,629,331

Balance sheet

balance as at 30.6.2021, Submitter: AD Plastik Group

	Item 1	ADP code 2	Last day of the prece- ding business year 3	At the reporting date of the current period 4
ASSETS				
C	CURRENT ASSETS (ADP 038+046+053+063)	037	537,462,795	504,016,022
	I. Inventories (ADP 039 to 045)	038	181,974,861	192,197,872
	1 Raw materials and consumables	039	85,772,332	100,177,958
	2 Production in progress	040	13,914,940	15,082,652
	3 Finished goods	041	31,149,355	28,120,831
	4 Merchandise	042	37,117,569	21,148,348
	5 Advances for inventories	043	14,020,665	27,668,083
	6 Fixed assets held for sale	044	0	0
	7 Biological assets	045	0	0
	II. Receivables (ADP 047 to 052)	046	291,923,350	240,167,970
	1 Receivables from undertakings within the group	047	0	0
	2 Receivables from companies linked by virtue of participating interests	048	4,380,494	3,323,545
	3 Customer receivables	049	263,281,006	218,482,779
	4 Receivables from employees and members of the undertaking	050	134,716	256,918
	5 Receivables from government and other institutions	051	21,029,298	12,652,706
	6 Other receivables	052	3,097,836	5,452,022
	III. Current financial assets (ADP 054 to 062)	053	897,742	0
	1 Investments in holdings (shares) of undertakings within the group	054	0	0
	2 Investments in other securities of undertakings within the group	055	0	0
	3 Loans, deposits, etc. to undertakings within the group	056	0	0
	4 Investments in holdings (shares) of companies linked by virtue of participating interests	057	0	0
	5 Investment in other securities of companies linked by virtue of participating interests	058	0	0
	6 Loans, deposits etc. to companies linked by virtue of participating interests	059	0	0
	7 Investments in securities	060	0	0
	8 Loans, deposits, etc. given	061	897,742	0
	9 Other financial assets	062	0	0
	IV. Cash at bank and in hand	063	62,666,842	71,650,180
D	PREPAID EXPENSES AND ACCRUED INCOME	064	23,660,655	8,970,321
E	TOTAL ASSETS (ADP 001+002+037+064)	065	1,541,345,071	1,489,719,809
F	OFF-BALANCE SHEET ITEMS	066	104,812,940	109,167,489

Balance sheet

balance as at 30.6.2021, Submitter: AD Plastik Group

	Item 1	ADP code 2	Last day of the preceding business year 3	At the reporting date of the current period 4
LIABILITIES				
A	CAPITAL AND RESERVES (ADP 068 to 070+076+077+081+084+087)	067	860,625,426	869,745,912
	I. Initial (subscribed) capital	068	419,958,400	419,958,400
	II. Capital reserves	069	192,394,466	192,686,902
	III. Reserves from profit (ADP 071+072-073+074+075)	070	92,313,627	95,440,121
	1 Legal reserves	071	6,674,128	6,674,128
	2 Reserves for treasury shares	072	20,890,463	20,890,463
	3 Treasury shares and holdings (deductible item)	073	-11,795,123	-8,668,629
	4 Statutory reserves	074	125,369	125,369
	5 Other reserves	075	76,418,790	76,418,790
	IV. Revaluation reserves	076	-20,791,430	-17,529,850
	V. Fair value reserves (ADP 078 to 082)	077	-50,457,353	-47,345,659
	1 Financial assets at fair value through other comprehensive income (i.e. available for sale)	078	0	0
	2 Cash flow hedge - effective portion	079	0	0
	3 Hedge of a net investment in a foreign operation - effective portion	080	0	0
	4 Other fair value reserves	081	0	0
	5 Exchange differences arising from the translation of foreign operations (consolidation)	082	-50,457,353	-47,345,659
	VI. Retained profit or loss brought forward (ADP 084-085)	083	180,279,146	194,105,797
	1 Retained profit	084	180,279,146	194,105,797
	2 Loss brought forward	085	0	0
	VII. Profit or loss for the business year (ADP 087-088)	086	46,928,570	32,430,201
	1 Profit for the business year	087	46,928,570	32,430,201
	2 Loss for the business year	088	0	0
	VIII. Minority (non-controlling) interest	089	0	0
B	PROVISIONS (ADP 091 to 096)	090	4,568,764	4,570,359
	1 Provisions for pensions, termination benefits and similar obligations	091	2,741,849	2,740,533
	2 Provisions for tax liabilities	092	0	0
	3 Provisions for ongoing legal cases	093	0	0
	4 Provisions for renewal of natural resources	094	0	0
	5 Provisions for warranty obligations	095	0	0
	6 Other provisions	096	1,826,915	1,829,826
C	LONG-TERM LIABILITIES (ADP 096 to 106)	097	183,610,568	211,504,216
	1 Liabilities to undertakings within the group	098	0	0
	2 Liabilities for loans, deposits, etc. of undertakings within the group	099	0	0
	3 Liabilities to companies linked by virtue of participating interests	100	0	0
	4 Liabilities for loans, deposits etc. of companies linked by virtue of participating interests	101	0	0
	5 Liabilities for loans, deposits etc.	102	9,865,523	7,986,252
	6 Liabilities to banks and other financial institutions	103	169,610,764	186,283,526
	7 Liabilities for advance payments	104	0	0
	8 Liabilities to suppliers	105	0	0
	9 Liabilities for securities	106	0	0
	10 Other long-term liabilities	107	4,134,281	17,234,438
	11 Deferred tax liability	108	0	0

Balance sheet

balance as at 30.6.2021, Submitter: AD Plastik Group

	Item 1	ADP code 2	Last day of the preceding business year 3	At the reporting date of the current period 4
LIABILITIES				
D	SHORT-TERM LIABILITIES (ADP 108 to 121)	109	474,574,696	393,227,583
1	Liabilities to undertakings within the group	110	0	0
2	Liabilities for loans, deposits, etc. of undertakings within the group	111	0	0
3	Liabilities to companies linked by virtue of participating interests	112	0	0
4	Liabilities for loans, deposits etc. of companies linked by virtue of participating interests	113	0	0
5	Liabilities for loans, deposits etc.	114	40,273,096	40,410,943
6	Liabilities to banks and other financial institutions	115	179,705,252	144,826,197
7	Liabilities for advance payments	116	32,128,831	26,056,628
8	Liabilities to suppliers	117	165,110,854	120,298,118
9	Liabilities for securities	118	0	0
10	Liabilities to employees	119	14,396,553	13,559,690
11	Taxes, contributions and similar liabilities	120	22,559,336	22,848,782
12	Liabilities arising from the share in the result	121	1,080,559	1,126,343
13	Liabilities arising from fixed assets held for sale	122	0	0
14	Other short-term liabilities	123	19,320,215	24,100,882
E	ACCRUALS AND DEFERRED INCOME	124	17,965,617	10,671,739
F	TOTAL – LIABILITIES (ADP 067+088+095+107+122)	125	1,541,345,071	1,489,719,809
G	OFF-BALANCE SHEET ITEMS	126	104,812,940	109,167,489



Statement of profit and loss

for the period 1.1.2021 to 30.6.2021
Submitter: AD Plastik Group

Item 1	ADP code 2	Same period of the previous year		Current period	
		Cumulative 3	Quarter 4	Cumulative 5	Quarter 6
I. OPERATING INCOME (ADP 126 to 130)	001	548,781,990	186,202,655	622,434,123	295,229,222
1 Income from sales with undertakings within the group	002	0	0	0	0
2 Income from sales (outside group)	003	530,879,043	182,707,891	606,619,234	282,678,204
3 Income from the use of own products, goods and services	004	1,430,662	1,299,377	383,348	255,333
4 Other operating income with undertakings within the group	005	0	0	0	0
5 Other operating income (outside the group)	006	16,472,285	2,195,387	15,431,541	12,295,685
II. OPERATING EXPENSES (ADP 008+009+013+017+018+019+022+029)	007	521,461,946	196,677,388	586,776,872	288,528,238
1 Changes in inventories of work in progress and finished goods	008	3,318,100	812,838	245,281	-3,927,610
2 Material costs (ADP 010 to 012)	009	331,886,250	113,391,342	382,799,797	188,589,856
a) Costs of raw materials and consumables	010	275,892,588	93,043,673	293,510,674	145,246,799
b) Costs of goods sold	011	23,424,670	9,053,693	46,464,389	21,114,186
c) Other external costs	012	32,568,992	11,293,976	42,824,734	22,228,871
3 Staff costs (ADP 014 to 016)	013	96,952,178	34,933,080	126,998,374	63,733,883
a) Net salaries and wages	014	61,563,507	22,853,132	81,954,856	41,169,038
b) Tax and contributions from salary costs	015	20,571,880	6,824,753	26,380,559	13,217,974
c) Contributions on salaries	016	14,816,791	5,255,195	18,662,959	9,346,871
4 Depreciation	017	48,138,807	23,233,111	46,843,747	23,480,131
5 Other costs	018	26,908,967	11,250,440	19,952,113	8,400,527
6 Value adjustments (ADP 020+021)	019	0	0	0	0
a) fixed assets other than financial assets	020	0	0	0	0
b) current assets other than financial assets	021	0	0	0	0
7 Provisions (ADP 023 to 028)	022	0	0	369,168	369,168
a) Provisions for pensions, termination benefits and similar obligations	023	0	0	22,046	22,046
b) Provisions for tax liabilities	024	0	0	0	0
c) Provisions for ongoing legal cases	025	0	0	347,122	347,122
d) Provisions for renewal of natural resources	026	0	0	0	0
e) Provisions for warranty obligations	027	0	0	0	0
f) Other provisions	028	0	0	0	0
8 Other operating expenses	029	14,257,644	13,056,577	9,568,392	7,882,283

Statement of profit or loss

for the period 1.1.2021 to 30.6.2021
Submitter: AD Plastik Group

Item	ADP code	Same period of the previous year		Current period	
		Cumulative	Quarter	Cumulative	Quarter
1	2	3	4	5	6
III. FINANCIAL INCOME (ADP 031 to 040)	030	249,738	7,717,556	4,013,734	2,088,423
1 Income from investments in holdings (shares) of undertakings within the group	031	0	0	0	0
2 Income from investments in holdings (shares) of companies linked by virtue of participating interests	032	0	0	0	0
3 Income from other long-term financial investment and loans granted to undertakings within the group	033	0	0	0	0
4 Other interest income from operations with undertakings within the group	034	0	0	0	0
5 Exchange rate differences and other financial income from operations with undertakings within the group	035	0	2,177,043	1,138,213	-425,001
6 Income from other long-term financial investments and loans	036	0	0	0	0
7 Other interest income	037	249,738	167,851	333,528	176,836
8 Exchange rate differences and other financial income	038	0	5,372,662	2,470,390	2,336,588
9 Unrealised gains (income) from financial assets	039	0	0	0	0
10 Other financial income	040	0	0	71,603	0
IV. FINANCIAL EXPENSES (ADP 042 to 048)	041	15,333,136	7,674,565	3,192,860	1,554,186
1 Interest expenses and similar expenses with undertakings within the group	042	0	0	0	0
2 Exchange rate differences and other expenses from operations with undertakings within the group	043	1,889,033	-551,632	0	0
3 Interest expenses and similar expenses	044	5,397,300	2,576,498	3,192,860	1,554,186
4 Exchange rate differences and other expenses	045	8,046,803	5,649,699	0	0
5 Unrealised losses (expenses) from financial assets	046	0	0	0	0
6 Value adjustments of financial assets (net)	047	0	0	0	0
7 Other financial expenses	048	0	0	0	0
V. SHARE IN PROFIT FROM UNDERTAKINGS LINKED BY VIRTUE OF PARTICIPATING INTERESTS	049	3,779,806	-1,672,383	6,450,727	4,200,924
VI. SHARE IN PROFIT FROM JOINT VENTURES	050	0	0	0	0
VII. SHARE IN LOSS OF COMPANIES LINKED BY VIRTUE OF PARTICIPATING INTEREST	051	0	0	0	0
VIII. SHARE IN LOSS OF JOINT VENTURES	052	0	0	0	0
IX. TOTAL INCOME (ADP 001+030+049+050)	053	552,811,534	192,247,828	632,898,584	301,518,569
X. TOTAL EXPENDITURE (ADP 007+041+051+052)	054	536,795,082	204,351,953	589,969,732	290,082,424
XI. PRE-TAX PROFIT OR LOSS (ADP 053-054)	055	16,016,452	-12,104,125	42,928,852	11,436,145
1 Pre-tax profit (ADP 053-054)	056	16,016,452	0	42,928,852	11,436,145
2 Pre-tax loss (ADP 054-053)	057	0	-12,104,125	0	0
XII. INCOME TAX	058	-1,289,945	-1,249,764	10,498,651	4,848,244
XIII. PROFIT OR LOSS FOR THE PERIOD (ADP 055-059)	059	17,306,397	-10,854,361	32,430,201	6,587,901
1 Profit for the period (ADP 055-059)	060	17,306,397	0	32,430,201	6,587,901
2 Loss for the period (ADP 059-055)	061	0	-10,854,361	0	0

Statement of profit or loss

for the period 1.1.2021 to 30.6.2021
Submitter: AD Plastik Group

Item 1	ADP code 2	Same period of the previous year		Current period		
		Cumulative 3	Quarter 4	Cumulative 5	Quarter 6	
DISCONTINUED OPERATIONS (to be filled in by undertakings subject to IFRS only with discontinued operations)						
XIV.	PRE-TAX PROFIT OR LOSS OF DISCONTINUED OPERATIONS (ADP 063-064)	062	0	0	0	0
	1 Pre-tax profit from discontinued operations	063	0	0	0	0
	2 Pre-tax loss on discontinued operations	064	0	0	0	0
XV.	INCOME TAX OF DISCONTINUED OPERATIONS	065	0	0	0	0
	1 Discontinued operations profit for the period (ADP 062-065)	066	0	0	0	0
	2 Discontinued operations loss for the period (ADP 065-062)	067	0	0	0	0
TOTAL OPERATIONS (to be filled in only by undertakings subject to IFRS with discontinued operations)						
XVI.	PRE-TAX PROFIT OR LOSS (ADP 055+062)	068	0	0	0	0
	1 Pre-tax profit (ADP 068)	069	0	0	0	0
	2 Pre-tax loss (ADP 068)	070	0	0	0	0
XVII.	INCOME TAX (ADP 058+065)	071	0	0	0	0
XVIII.	PROFIT OR LOSS FOR THE PERIOD (ADP 068-071)	072	0	0	0	0
	1 Profit for the period (ADP 068-071)	073	0	0	0	0
	2 Loss for the period (ADP 071-068)	074	0	0	0	0
APPENDIX to the P&L (to be filled in by undertakings that draw up consolidated annual financial statements)						
XIX.	PROFIT OR LOSS FOR THE PERIOD (ADP 076+077)	075	17,306,397	-10,854,361	32,430,201	6,587,901
	1 Attributable to owners of the parent	076	17,306,397	-10,854,361	32,430,201	6,587,901
	2 Attributable to minority (non-controlling) interest	077	0	0	0	0



Statement of profit or loss

for the period 1.1.2021 to 30.6.2021
Submitter: AD Plastik Group

Item 1	ADP code 2	Same period of the previous year		Current period		
		Cumulative 3	Quarter 4	Cumulative 5	Quarter 6	
STATEMENT OF OTHER COMPREHENSIVE INCOME (to be filled in by undertakings subject to IFRS)						
I.	PROFIT OR LOSS FOR THE PERIOD	078	17,306,397	-10,854,361	32,430,201	6,587,901
II.	OTHER COMPREHENSIVE INCOME/LOSS BEFORE TAX (ADP 80+87)	079	-18,869,057	15,010,718	7,188,669	4,156,317
III.	Items that will not be reclassified to profit or loss (ADP 081 to 085)	080	0	0	0	0
	1 Changes in revaluation reserves of fixed tangible and intangible assets	081	0	0	0	0
	2 Gains or losses from subsequent measurement of equity instruments at fair value through other comprehensive income	082	0	0	0	0
	3 Fair value changes of financial liabilities at fair value through statement of profit or loss, attributable to changes in their credit risk	083	0	0	0	0
	4 Actuarial gains/losses on the defined benefit obligation	084	0	0	0	0
	5 Other items that will not be reclassified	085	0	0	0	0
	6 Income tax relating to items that will not be reclassified	086	0	0	0	0
IV.	Items that may be reclassified to profit or loss (ADP 088 to 095)	087	-18,869,057	15,010,718	7,188,669	4,156,317
	1 Exchange rate differences from translation of foreign operations	088	-18,869,057	15,010,718	7,188,669	4,156,317
	2 Gains or losses from subsequent measurement of debt securities at fair value through other comprehensive income	089	0	0	0	0
	3 Profit or loss arising from effective cash flow hedging	090	0	0	0	0
	4 Profit or loss arising from effective hedge of a net investment in a foreign operation	091	0	0	0	0
	5 Share in other comprehensive income/loss of companies linked by virtue of participating interests	092	0	0	0	0
	6 Changes in fair value of the time value of option	093	0	0	0	0
	7 Changes in fair value of forward elements of forward contracts	094	0	0	0	0
	8 Other items that may be reclassified to profit or loss	095	0	0	0	0
	9 Income tax relating to items that may be reclassified to profit or loss	096	-2,147,200	1,762,053	815,395	487,450
V.	NET OTHER COMPREHENSIVE INCOME OR LOSS (ADP 080+087- 086 - 096)	097	-16,721,857	13,248,665	6,373,274	3,668,867
VI.	COMPREHENSIVE INCOME OR LOSS FOR THE PERIOD (ADP 078+097)	098	584,540	2,394,304	38,803,475	10,256,768
APPENDIX to the Statement on comprehensive income (to be filled in by undertakings that draw up consolidated statements)						
VI.	COMPREHENSIVE INCOME OR LOSS FOR THE PERIOD (ADP 100+101)	099	584,540	2,394,304	38,803,475	10,256,768
	1 1 Attributable to owners of the parent	100	584,540	2,394,304	38,803,475	10,256,768
	2 2 Attributable to minority (non-controlling) interest	101	0	0	0	0

Statement of cash flows

indirect method

for the period 1.1.2021 to 30.6.2021
Submitter: AD Plastik Group

Item 1	ADP code 2	Same period of the previous year 3	Current period 4
CASH FLOW FROM OPERATING ACTIVITIES			
1 Pre-tax profit	001	16,016,452	42,928,852
2 Adjustments (ADP 003 to 010):	002	99,416,905	42,424,826
a) Depreciation	003	48,138,807	46,843,747
b) Gains and losses from sale and value adjustment of fixed tangible and intangible assets	004	-9,179,063	-241,132
c) Gains and losses from sale and unrealised gains and losses and value adjustment of financial assets	005	0	-71,603
d) Interest and dividend income	006	-249,738	-333,528
e) Interest expenses	007	5,397,300	3,192,860
f) Provisions	008	-250,072	0
g) Exchange rate differences (unrealised)	009	9,810,853	-3,106,358
h) Other adjustments for non-cash transactions and unrealised gains and losses	010	45,748,818	-3,859,160
I. Cash flow increase or decrease before changes in working capital (ADP 001+002)	011	115,433,357	85,353,678
3 Changes in the working capital (ADP 013 to 016)	012	-45,364,199	-5,736,815
a) Increase or decrease in short-term liabilities	013	-105,431,609	-48,419,940
b) Increase or decrease in short-term receivables	014	46,596,277	52,906,137
c) Increase or decrease in inventories	015	13,471,133	-10,223,012
d) Other increase or decrease in working capital	016	0	0
II. Cash from operations (ADP 011+012)	017	70,069,158	79,616,863
4 Interest paid	018	-3,707,282	-3,392,629
5 Income tax paid	019	0	-2,207,121
A NET CASH FLOW FROM OPERATING ACTIVITIES (ADP 017 to 019)	020	66,361,876	74,017,113
CASH FLOW FROM INVESTMENT ACTIVITIES			
1 Cash receipts from sales of fixed tangible and intangible assets	021	26,484,060	247,610
2 Cash receipts from sales of financial instruments	022	0	133,303
3 Interest received	023	237,333	292,998
4 Dividends received	024	20,340,875	9,768,633
5 Cash receipts from repayment of loans and deposits	025	0	0
6 Other cash receipts from investment activities	026	14,233,467	0
III. Total cash receipts from investment activities (ADP 021 to 026)	027	61,295,735	10,442,544
1 Cash payments for the purchase of fixed tangible and intangible assets	028	-24,476,038	-20,714,503
2 Cash payments for the acquisition of financial instruments	029	0	0
3 Cash payments for loans and deposits for the period	030	0	0
4 Acquisition of a subsidiary, net of cash acquired	031	0	0
5 Other cash payments from investment activities	032	0	0
IV. Total cash payments from investment activities (ADP 028 to 032)	033	-24,476,038	-20,714,503
B NET CASH FLOW FROM INVESTMENT ACTIVITIES (ADP 027 +033)	034	36,819,697	-10,271,959

Statement of cash flows

indirect method

for the period 1.1.2021 to 30.6.2021
Submitter: AD Plastik Group

Item	ADP code	Same period of the previous year	Current period
1	2	3	4
CASH FLOW FROM FINANCING ACTIVITIES			
1 Cash receipts from the increase in initial (subscribed) capital	035	0	0
2 Cash receipts from the issue of equity financial instruments and debt financial instruments	036	0	0
3 Cash receipts from credit principals, loans and other borrowings	037	53,257,218	77,060,497
4 Other cash receipts from financing activities	038	0	0
V. Total cash receipts from financing activities (ADP 035 to 038)	039	53,257,218	77,060,497
1 Cash payments for the repayment of credit principals, loans and other borrowings and debt financial instruments	040	-83,712,050	-95,275,836
2 Cash payments for dividends	041	-16,522,104	-33,101,920
3 Cash payments for finance lease	042	-4,330,728	-3,451,953
4 Cash payments for the redemption of treasury shares and decrease in initial (subscribed) capital	043	0	0
5 Other cash payments from financing activities	044	0	0
VI. Total cash payments from financing activities (ADP 040 to 044)	045	-104,564,882	-131,829,709
C NET CASH FLOW FROM FINANCING ACTIVITIES (ADP 039 +045)	046	-51,307,664	-54,769,212
1 Unrealised exchange rate differences in respect of cash and cash equivalents	047	124,983	7,396
D NET INCREASE OR DECREASE IN CASH FLOWS (ADP 020+034+046+047)	048	51,998,892	8,983,338
E CASH AND CASH EQUIVALENTS AT THE BEGINNING OF THE PERIOD	049	27,071,513	62,666,842
F CASH AND CASH EQUIVALENTS AT THE END OF THE PERIOD(ADP 048+049)	050	79,070,405	71,650,180



Statement of changes in equity

for the period 1.1.2021 to 30.6.2021
Submitter: AD Plastik Group

Item	ADP code	Attributable to owners of the parent																Minority (non-controlling) interest	Total capital and reserves
		Initial (subscribed) capital	Capital reserves	Legal reserves	Reserves for treasury shares	Treasury shares and holdings (deductible item)	Statutory reserves	Other reserves	Revaluation reserves	Fair value of financial assets through other comprehensive income (available for sale)	Cash flow hedge - effective portion	Hedge of a net investment in a foreign operation - effective portion	Other fair value reserves	Exchange rate differences from translation of foreign operations	Retained profit / loss brought forward	Profit/loss for the business year	Total attributable to owners of the parent		
1	2	3	4	5	6	7	8	9	10	11	12	13	14	15	16	17	18 (3 to 6 - 7 + 8 to 17)	19	20 (18+19)
PREVIOUS PERIOD																			
1	01	419,958,400	192,394,466	6,123,451	20,890,463	11,795,123	125,369	54,720,113	-6,019,702	0	0	0	0	-32,762,994	125,773,727	93,276,877	862,685,047	0	862,685,047
2	02	0	0	0	0	0	0	0	0	0	0	0	0	0	0	0	0	0	0
3	03	0	0	0	0	0	0	0	0	0	0	0	0	0	0	0	0	0	0
4	04	419,958,400	192,394,466	6,123,451	20,890,463	11,795,123	125,369	54,720,113	-6,019,702	0	0	0	0	-32,762,994	125,773,727	93,276,877	862,685,047	0	862,685,047
5	05	0	0	0	0	0	0	0	0	0	0	0	0	0	0	17,306,397	17,306,397	0	17,306,397
6	06	0	0	0	0	0	0	0	0	0	0	0	0	-8,133,058	0	0	-8,133,058	0	-8,133,058
7	07	0	0	0	0	0	0	0	0	0	0	0	0	0	0	0	0	0	0
8	08	0	0	0	0	0	0	0	0	0	0	0	0	0	0	0	0	0	0
9	09	0	0	0	0	0	0	0	0	0	0	0	0	0	0	0	0	0	0
10	10	0	0	0	0	0	0	0	0	0	0	0	0	0	0	0	0	0	0
11	11	0	0	0	0	0	0	0	0	0	0	0	0	0	0	0	0	0	0
12	12	0	0	0	0	0	0	0	0	0	0	0	0	0	0	0	0	0	0
13	13	0	0	0	0	0	0	0	-10,735,999	0	0	0	0	0	0	0	-10,735,999	0	-10,735,999
14	14	0	0	0	0	0	0	0	2,147,199	0	0	0	0	0	0	0	2,147,199	0	2,147,199
15	15	0	0	0	0	0	0	0	0	0	0	0	0	0	0	0	0	0	0
16	16	0	0	0	0	0	0	0	0	0	0	0	0	0	0	0	0	0	0
17	17	0	0	0	0	0	0	0	0	0	0	0	0	0	0	0	0	0	0
18	18	0	0	0	0	0	0	0	0	0	0	0	0	0	0	0	0	0	0
19	19	0	0	0	0	0	0	0	0	0	0	0	0	0	0	0	0	0	0
20	20	0	0	0	0	0	0	0	0	0	0	0	0	0	-16,522,104	0	-16,522,104	0	-16,522,104
21	21	0	0	-852,316	0	0	0	0	0	0	0	0	0	0	852,316	0	0	0	0
22	22	0	0	0	0	0	0	0	0	0	0	0	0	0	93,276,877	-93,276,877	0	0	0
23	23	0	0	0	0	0	0	0	0	0	0	0	0	0	0	0	0	0	0
24	24	419,958,400	192,394,466	5,271,135	20,890,463	11,795,123	125,369	54,720,113	-14,608,502	0	0	0	0	-40,896,052	203,380,816	17,306,397	846,747,482	0	846,747,482
APPENDIX TO THE STATEMENT OF CHANGES IN EQUITY (to be filled in by undertakings that draw up financial statements in accordance with the IFRS)																			
I.	25	0	0	0	0	0	0	0	-8,588,800	0	0	0	0	-8,133,058	0	0	-16,721,858	0	-16,721,858
II.	26	0	0	0	0	0	0	0	-8,588,800	0	0	0	0	-8,133,058	0	17,306,397	584,539	0	584,539
III.	27	0	0	-852,316	0	0	0	0	0	0	0	0	0	0	77,607,089	-93,276,877	-16,522,104	0	-16,522,104

Statement of changes in equity

for the period 1.1.2021 to 30.6.2021
Submitter: AD Plastik Group

Item	ADP code	Attributable to owners of the parent																Minority (non-controlling) interest	Total capital and reserves
		Initial (subscribed) capital	Capital reserves	Legal reserves	Reserves for treasury shares	Treasury shares and holdings (deductible item)	Statutory reserves	Other reserves	Revaluation reserves	Fair value of financial assets through other comprehensive income (available for sale)	Cash flow hedge - effective portion	Hedge of a net investment in a foreign operation - effective portion	Other fair value reserves	Exchange rate differences from translation of foreign operations	Retained profit / loss brought forward	Profit/loss for the business year	Total attributable to owners of the parent		
1	2	3	4	5	6	7	8	9	10	11	12	13	14	15	16	17	18 (3 to 6 - 7 + 8 to 17)	19	20 (18+19)
CURRENT PERIOD																			
1		419,958,400	192,394,466	6,674,128	20,890,463	11,795,123	125,369	76,418,790	-20,791,430	0	0	0	0	-50,457,353	180,279,146	46,928,570	860,625,426	0	860,625,426
2		0	0	0	0	0	0	0	0	0	0	0	0	0	0	0	0	0	0
3		0	0	0	0	0	0	0	0	0	0	0	0	0	0	0	0	0	0
4		419,958,400	192,394,466	6,674,128	20,890,463	11,795,123	125,369	76,418,790	-20,791,430	0	0	0	0	-50,457,353	180,279,146	46,928,570	860,625,426	0	860,625,426
5		0	0	0	0	0	0	0	0	0	0	0	0	0	0	32,430,201	32,430,201	0	32,430,201
6		0	0	0	0	0	0	0	0	0	0	0	0	3,111,694	0	0	3,111,694	0	3,111,694
7		0	0	0	0	0	0	0	0	0	0	0	0	0	0	0	0	0	0
8		0	0	0	0	0	0	0	0	0	0	0	0	0	0	0	0	0	0
9		0	0	0	0	0	0	0	0	0	0	0	0	0	0	0	0	0	0
10		0	0	0	0	0	0	0	0	0	0	0	0	0	0	0	0	0	0
11		0	0	0	0	0	0	0	0	0	0	0	0	0	0	0	0	0	0
12		0	0	0	0	0	0	0	0	0	0	0	0	0	0	0	0	0	0
13		0	0	0	0	0	0	0	3,977,536	0	0	0	0	0	0	0	3,977,536	0	3,977,536
14		0	0	0	0	0	0	0	-715,956	0	0	0	0	0	0	0	-715,956	0	-715,956
15		0	0	0	0	0	0	0	0	0	0	0	0	0	0	0	0	0	0
16		0	0	0	0	0	0	0	0	0	0	0	0	0	0	0	0	0	0
17		0	0	0	0	0	0	0	0	0	0	0	0	0	0	0	0	0	0
18		0	0	0	0	0	0	0	0	0	0	0	0	0	0	0	0	0	0
19		0	0	0	0	0	0	0	0	0	0	0	0	0	0	0	0	0	0
20		0	0	0	0	0	0	0	0	0	0	0	0	0	-33,101,920	0	-33,101,920	0	-33,101,920
21		0	292,436	0	0	-3,126,494	0	0	0	0	0	0	0	0	0	0	3,418,930	0	3,418,930
22		0	0	0	0	0	0	0	0	0	0	0	0	0	46,928,570	-46,928,570	0	0	0
23		0	0	0	0	0	0	0	0	0	0	0	0	0	0	0	0	0	0
24		419,958,400	192,686,902	6,674,128	20,890,463	8,668,629	125,369	76,418,790	-17,529,850	0	0	0	0	-47,345,659	194,105,796	32,430,201	869,745,911	0	869,745,911
APPENDIX TO THE STATEMENT OF CHANGES IN EQUITY (to be filled in by undertakings that draw up financial statements in accordance with the IFRS)																			
I.		0	0	0	0	0	0	0	3,261,580	0	0	0	0	3,111,694	0	0	6,373,274	0	6,373,274
II.		0	0	0	0	0	0	0	3,261,580	0	0	0	0	3,111,694	0	32,430,201	38,803,475	0	38,803,475
III.		0	292,436	0	0	-3,126,494	0	0	0	0	0	0	0	0	13,826,650	-46,928,570	-29,682,990	0	-29,682,990

Notes to financial statements - QFS

(drawn up for quarterly reporting periods)

Name of the issuer:	AD PLASTIK d.d.
Headquarter:	Ul. Antuna Gustava Matoša 8, 21210, Solin, Croatia
Personal identification number (OIB):	48351740621
MBS:	060007090
Reporting period:	1. 1. 2021 - 30. 6. 2021

Notes to financial statements are available as part of AD Plastik Group's Interim Report. Interim Report is available on Zagreb Stock Exchange website.

AD Plastik Group Integrated annual report for 2020 year is available on Zagreb Stock Exchange website.

Same accounting policies are applied while drawing up financial statements for current reporting period as in the latest annual financial statements.

AD Plastik d.d. has issued corporate guarantees for the needs of subsidiaries in the following amounts: to banks HRK 72,009 thousand, to customers HRK 22,691 thousand and to suppliers HRK 13,309 thousand.

Amount owed by AD Plastik Group and falling due after more than five years amounts to HRK 2,262 thousand.

The average number of employees of AD Plastik Group in the period from 1.1.2021. to 30.6.2021. was 2,815.

In intangible assets in the period from 1.1.2021. to 30.6.2021., the cost of net salaries and wages of HRK 2,005,669, the cost of taxes and contributions from salaries of HRK 693,503, and the cost of contributions to salaries of HRK 384,957 were capitalized.

Deferred tax asset on 31.12.2020 amounts HRK 16,170 thousand. Decrease in reporting period in amount of HRK 3,903 thousand refers to recognition of deferred tax assets based on tax relief on capital investment and decrease in amount of HRK 1,123 thousand refers to recognition of deferred tax asset based on accumulated tax losses.

In a comparative period, the financial income/expenses were reduced by HRK 15,982 thousand as a result of the presentation of the exchange rate differences on a net basis.

Annex 1

ISSUER'S GENERAL DATA

Reporting period:	1. 1. 2021	to	30. 6. 2021
Year:	2021	Quarter:	2

Quarterly financial statements

Registration number (MB):	03440494	Issuer's home Member State code:	HR
Entity's registration number (MBS):	060007090		
Personal identification number (OIB):	48351740621	LEI	549300NFX18SRZHNT751
Institution code:	382		
Name of the issuer:	AD PLASTIK d.d.		
Postcode and town:	21210	Solin	
Street and house number:	Matoševa 8		
E-mail address:	informacije@adplastik.hr		
Web address:	www.adplastik.hr		
Number of employees (end of the reporting period):	1410		
Consolidated report:	KN	(KN-not consolidated/KD-consolidated)	
Audited:	RN	(RN-not audited/RD-audited)	

Names of subsidiaries (according to IFRS):	Registered office:	MB:

Bookkeeping firm:	No	(Yes/No)
Contact person:	Jurun Krešimir	(only name and surname of the contact person)
Telephone:	021/206-663	
E-mail address:	kresimir.jurun@adplastik.hr	
Audit firm:		(name of the audit firm)
Certified auditor:		(name and surname)

Balance sheet

balance as at 30.6.2021, Submitter: AD Plastik d.d.

	Item 1	ADP code 2	Last day of the preceding business year 3	At the reporting date of the current period 4
ASSETS				
A	RECEIVABLES FOR SUBSCRIBED CAPITAL UNPAID	001	0	0
B	FIXED ASSETS (ADP 003+010+020+031+036)	002	935,859,049	929,275,609
	I. Intangible assets (ADP 004 to 009)	003	70,478,753	69,121,505
	1 Research and development	004	41,698,782	40,151,424
	2 Concessions, patents, licences, trademarks, software and other rights	005	1,887,803	1,415,226
	3 Goodwill	006	0	0
	4 Advances for the purchase of intangible assets	007	0	0
	5 Intangible assets in preparation	008	23,088,598	24,312,390
	6 Other intangible assets	009	3,803,570	3,242,465
	II. Tangible assets (ADP 011 to 019)	010	587,886,592	587,357,881
	1 Land	011	130,739,904	130,739,904
	2 Buildings	012	179,678,878	179,137,574
	3 Plant and equipment	013	204,329,017	189,082,907
	4 Tools, working inventory and transportation assets	014	38,910,750	35,946,417
	5 Biological assets	015	0	0
	6 Advances for the purchase of tangible assets	016	0	0
	7 Tangible assets in preparation	017	4,835,070	6,228,926
	8 Other tangible assets	018	6,576,959	23,646,139
	9 Investment property	019	22,816,014	22,576,014
	III. Fixed financial assets (ADP 021 to 030)	020	247,414,732	246,732,258
	1 Investments in holdings (shares) of undertakings within the group	021	127,611,746	127,611,746
	2 Investments in other securities of undertakings within the group	022	0	0
	3 Loans, deposits, etc. to undertakings within the group	023	97,986,131	97,365,357
	4 Investments in holdings (shares) of companies linked by virtue of participating interests	024	21,755,155	21,755,155
	5 Investment in other securities of companies linked by virtue of participating interests	025	0	0
	6 Loans, deposits etc. to companies linked by virtue of participating interests	026	0	0
	7 Investments in securities	027	61,700	0
	8 Loans, deposits, etc. given	028	0	0
	9 Other investments accounted for using the equity method	029	0	0
	10 Other fixed financial assets	030	0	0
	IV. Receivables (ADP 032 to 035)	031	18,573,514	18,461,007
	1 Receivables from undertakings within the group	032	18,573,514	18,461,007
	2 Receivables from companies linked by virtue of participating interests	033	0	0
	3 Customer receivables	034	0	0
	4 Other receivables	035	0	0
	V. Deferred tax assets	036	11,505,458	7,602,958

Balance sheet

balance as at 30.6.2021, Submitter: AD Plastik d.d.

	Item 1	ADP code 2	Last day of the preceding business year 3	At the reporting date of the current period 4
ASSETS				
C	CURRENT ASSETS (ADP 038+046+053+063)	037	401,064,627	354,857,045
	I. Inventories (ADP 039 to 045)	038	100,389,467	92,646,007
	1 Raw materials and consumables	039	49,070,969	53,626,307
	2 Work in progress	040	6,474,541	7,738,741
	3 Finished goods	041	18,460,231	15,930,285
	4 Merchandise	042	21,367,054	8,538,781
	5 Advances for inventories	043	5,016,672	6,811,893
	6 Fixed assets held for sale	044	0	0
	7 Biological assets	045	0	0
	II. Receivables (ADP 047 to 052)	046	240,585,036	199,798,008
	1 Receivables from undertakings within the group	047	25,764,328	42,823,413
	2 Receivables from companies linked by virtue of participating interests	048	4,378,797	3,323,545
	3 Customer receivables	049	195,530,325	145,659,418
	4 Receivables from employees and members of the undertaking	050	2,659	68,891
	5 Receivables from government and other institutions	051	12,570,132	5,221,695
	6 Other receivables	052	2,338,795	2,701,046
	III. Current financial assets (ADP 054 to 062)	053	24,421,060	24,515,201
	1 Investments in holdings (shares) of undertakings within the group	054	0	0
	2 Investments in other securities of undertakings within the group	055	0	0
	3 Loans, deposits, etc. to undertakings within the group	056	23,523,317	24,515,201
	4 Investments in holdings (shares) of companies linked by virtue of participating interests	057	0	0
	5 Investment in other securities of companies linked by virtue of participating interests	058	0	0
	6 Loans, deposits etc. to companies linked by virtue of participating interests	059	0	0
	7 Investments in securities	060	0	0
	8 Loans, deposits, etc. given	061	897,743	0
	9 Other financial assets	062	0	0
	IV. Cash at bank and in hand	063	35,669,064	37,897,829
D	PREPAID EXPENSES AND ACCRUED INCOME	064	20,694,662	5,567,857
E	TOTAL ASSETS (ADP 001+002+037+064)	065	1,357,618,338	1,289,700,511
F	OFF-BALANCE SHEET ITEMS	066	104,812,940	109,167,489

Balance sheet

balance as at 30.6.2021, Submitter: AD Plastik d.d.

	Item 1	ADP code 2	Last day of the preceding business year 3	At the reporting date of the current period 4
LIABILITIES				
A	CAPITAL AND RESERVES (ADP 068 to 070+076+077+081+084+087)	067	827,684,292	814,800,225
	I. Initial (subscribed) capital	068	419,958,400	419,958,400
	II. Capital reserves	069	191,988,358	192,280,794
	III. Reserves from profit (ADP 071+072-073+074+075)	070	91,642,982	94,769,477
	1 Legal reserves	071	6,128,852	6,128,852
	2 Reserves for treasury shares	072	20,890,463	20,890,463
	3 Treasury shares and holdings (deductible item)	073	-11,795,123	-8,668,628
	4 Statutory reserves	074	0	0
	5 Other reserves	075	76,418,790	76,418,790
	IV. Revaluation reserves	076	0	0
	V. Fair value reserves (ADP 078 to 082)	077	0	0
	1 Financial assets at fair value through other comprehensive income (i.e. available for sale)	078	0	0
	2 Cash flow hedge - effective portion	079	0	0
	3 Hedge of a net investment in a foreign operation - effective portion	080	0	0
	4 Other fair value reserves	081	0	0
	5 Exchange differences arising from the translation of foreign operations (consolidation)	082	0	0
	VI. Retained profit or loss brought forward (ADP 087-088)	083	55,461,922	90,992,632
	1 Retained profit	084	55,461,922	90,992,632
	2 Loss brought forward	085	0	0
	VII. Profit or loss for the business year (ADP 085-086)	086	68,632,630	16,798,922
	1 Profit for the business year	087	68,632,630	16,798,922
	2 Loss for the business year	088	0	0
	VIII. Minority (non-controlling) interest	089	0	0
B	PROVISIONS (ADP 091 to 096)	090	3,985,041	3,985,041
	1 Provisions for pensions, termination benefits and similar obligations	091	2,289,473	2,289,473
	2 Provisions for tax liabilities	092	0	0
	3 Provisions for ongoing legal cases	093	0	0
	4 Provisions for renewal of natural resources	094	0	0
	5 Provisions for warranty obligations	095	0	0
	6 Other provisions	096	1,695,568	1,695,568
C	LONG-TERM LIABILITIES (ADP 098 to 108)	097	143,171,708	168,342,413
	1 Liabilities to undertakings within the group	098	0	0
	2 Liabilities for loans, deposits, etc. of undertakings within the group	099	0	0
	3 Liabilities to companies linked by virtue of participating interests	100	0	0
	4 Liabilities for loans, deposits etc. of companies linked by virtue of participating interests	101	0	0
	5 Liabilities for loans, deposits etc.	102	185,023	0
	6 Liabilities to banks and other financial institutions	103	139,426,105	151,680,053
	7 Liabilities for advance payments	104	0	0
	8 Liabilities to suppliers	105	0	0
	9 Liabilities for securities	106	0	0
	10 Other long-term liabilities	107	3,560,580	16,662,360
	11 Deferred tax liability	108	0	0

Balance sheet

balance as at 30.6.2021, Submitter: AD Plastik d.d.

	Item 1	ADP code 2	Last day of the preceding business year 3	At the reporting date of the current period 4
LIABILITIES				
D	SHORT-TERM LIABILITIES (ADP 110 to 121)	109	366,885,504	293,824,181
1	Liabilities to undertakings within the group	110	11,239,360	10,474,793
2	Liabilities for loans, deposits, etc. of undertakings within the group	111	0	0
3	Liabilities to companies linked by virtue of participating interests	112	0	0
4	Liabilities for loans, deposits etc. of companies linked by virtue of participating interests	113	0	0
5	Liabilities for loans, deposits etc.	114	37,684,490	37,456,220
6	Liabilities to banks and other financial institutions	115	153,458,003	123,184,009
7	Liabilities for advance payments	116	6,798,447	6,435,809
8	Liabilities to suppliers	117	121,734,469	79,529,602
9	Liabilities for securities	118	0	0
10	Liabilities to employees	119	10,445,251	9,523,349
11	Taxes, contributions and similar liabilities	120	9,142,639	6,023,308
12	Liabilities arising from the share in the result	121	91,373	106,185
13	Liabilities arising from fixed assets held for sale	122	0	0
14	Other short-term liabilities	123	16,291,472	21,090,906
E	ACCRUALS AND DEFERRED INCOME	124	15,891,793	8,748,651
F	TOTAL – LIABILITIES (AOP 067+090+097+109+124)	125	1,357,618,338	1,289,700,511
G	OFF-BALANCE SHEET ITEMS	126	104,812,940	109,167,489



Statement of profit and loss

for the period 1.1.2021 to 30.6.2021
Submitter: AD Plastik d.d.

Item 1	ADP code 2	Same period of the previous year		Current period	
		Cumulative 3	Quarter 4	Cumulative 5	Quarter 6
I. OPERATING INCOME (ADP 126 to 130)	001	392,164,512	133,286,471	412,299,155	194,894,893
1 Income from sales with undertakings within the group	002	16,211,564	5,525,054	29,098,110	15,180,856
2 Income from sales (outside group)	003	359,303,103	124,742,138	371,142,677	170,362,604
3 Income from the use of own products, goods and services	004	1,430,662	1,299,377	139,505	34,997
4 Other operating income with undertakings within the group	005	375,710	359,534	686,121	435,519
5 Other operating income (outside the group)	006	14,843,473	1,360,368	11,232,742	8,880,917
II. OPERATING EXPENSES (ADP 008+009+013+017+018+019+022+029)	007	360,095,230	128,830,846	395,377,740	189,440,666
1 Changes in inventories of work in progress and finished goods	008	-62,656	-1,066,401	999,233	-758,098
2 Material costs (ADP 010 to 012)	009	247,363,920	86,117,690	258,060,916	122,286,906
a) Costs of raw materials and consumables	010	187,217,463	66,134,418	166,774,471	78,925,544
b) Costs of goods sold	011	35,886,703	10,913,525	63,116,447	29,090,790
c) Other external costs	012	24,259,754	9,069,747	28,169,998	14,270,572
3 Staff costs (ADP 014 to 016)	013	56,336,162	17,544,683	82,169,725	40,727,432
a) Net salaries and wages	014	36,333,865	12,348,923	53,436,582	26,561,479
b) Tax and contributions from salary costs	015	13,169,802	3,419,280	18,476,832	9,170,342
c) Contributions on salaries	016	6,832,495	1,776,480	10,256,311	4,995,611
4 Depreciation	017	34,694,002	16,982,721	34,749,719	17,210,128
5 Other costs	018	20,282,391	8,163,254	13,506,658	4,842,186
6 Value adjustments (ADP 020+021)	019	0	0	0	0
a) fixed assets other than financial assets	020	0	0	0	0
b) current assets other than financial assets	021	0	0	0	0
7 Provisions (ADP 023 to 028)	022	0	0	0	0
a) Provisions for pensions, termination benefits and similar obligations	023	0	0	0	0
b) Provisions for tax liabilities	024	0	0	0	0
c) Provisions for ongoing legal cases	025	0	0	0	0
d) Provisions for renewal of natural resources	026	0	0	0	0
e) Provisions for warranty obligations	027	0	0	0	0
f) Other provisions	028	0	0	0	0
8 Other operating expenses	029	1,481,411	1,088,899	5,891,489	5,132,112

Statement of profit and loss


for the period 1.1.2021 to 30.6.2021
Submitter: AD Plastik d.d.

	Item 1	ADP code 2	Same period of the previous year		Current period	
			Cumulative 3	Quarter 4	Cumulative 5	Quarter 6
III.	FINANCIAL INCOME (ADP 031 to 040)	030	20,575,904	8,399,407	7,394,280	4,298,776
	1 Income from investments in holdings (shares) of undertakings within the group	031	0	0	0	0
	2 Income from investments in holdings (shares) of companies linked by virtue of participating interests	032	10,190,649	5,097,253	4,963,744	2,465,986
	3 Income from other long-term financial investment and loans granted to undertakings within the group	033	0	0	0	0
	4 Other interest income from operations with undertakings within the group	034	1,751,484	879,281	1,716,544	860,183
	5 Exchange rate differences and other financial income from operations with undertakings within the group	035	2,647,991	-1,178,282	0	0
	6 Income from other long-term financial investments and loans	036	0	0	0	0
	7 Other interest income	037	228	18	1,039	67
	8 Exchange rate differences and other financial income	038	5,985,552	3,601,137	641,350	972,540
	9 Unrealised gains (income) from financial assets	039	0	0	0	0
	10 Other financial income	040	0	0	71,603	0
IV.	FINANCIAL EXPENSES (ADP 042 to 048)	041	13,963,938	5,710,245	3,614,273	3,022,554
	1 Interest expenses and similar expenses with undertakings within the group	042	0	0	0	0
	2 Exchange rate differences and other expenses from operations with undertakings within the group	043	404,160	-167,952	1,084,170	1,778,947
	3 Interest expenses and similar expenses	044	3,888,355	1,898,193	2,530,103	1,243,607
	4 Exchange rate differences and other expenses	045	9,671,423	3,980,004	0	0
	5 Unrealised losses (expenses) from financial assets	046	0	0	0	0
	6 Value adjustments of financial assets (net)	047	0	0	0	0
	7 Other financial expenses	048	0	0	0	0
V.	SHARE IN PROFIT FROM UNDERTAKINGS LINKED BY VIRTUE OF PARTICIPATING INTERESTS	049	0	0	0	0
VI.	SHARE IN PROFIT FROM JOINT VENTURES	050	0	0	0	0
VII.	SHARE IN LOSS OF COMPANIES LINKED BY VIRTUE OF PARTICIPATING INTEREST	051	0	0	0	0
VIII.	SHARE IN LOSS OF JOINT VENTURES	052	0	0	0	0
IX.	TOTAL INCOME (ADP 001+030+049+050)	053	412,740,416	141,685,878	419,693,435	199,193,669
X.	TOTAL EXPENDITURE (ADP 007+041+051+052)	054	374,059,168	134,541,091	398,992,013	192,463,220
XI.	PRE-TAX PROFIT OR LOSS (ADP 053-054)	055	38,681,248	7,144,787	20,701,422	6,730,449
	1 Pre-tax profit (ADP 053-054)	056	38,681,248	7,144,787	20,701,422	6,730,449
	2 Pre-tax loss (ADP 054-053)	057	0	0	0	0
XII.	INCOME TAX	058	0	0	3,902,500	1,951,250
XIII.	PROFIT OR LOSS FOR THE PERIOD (ADP 055-059)	059	38,681,248	7,144,787	16,798,922	4,779,199
	1 Profit for the period (ADP 055-059)	060	38,681,248	7,144,787	16,798,922	4,779,199
	2 Loss for the period (ADP 059-055)	061	0	0	0	0

Statement of profit and loss

for the period 1.1.2021 to 30.6.2021
Submitter: AD Plastik d.d.

Item 1	ADP code 2	Same period of the previous year		Current period		
		Cumulative 3	Quarter 4	Cumulative 5	Quarter 6	
DISCONTINUED OPERATIONS (to be filled in by undertakings subject to IFRS only with discontinued operations)						
XIV.	PRE-TAX PROFIT OR LOSS OF DISCONTINUED OPERATIONS (ADP 063-064)	062	0	0	0	0
	1 Pre-tax profit from discontinued operations	063	0	0	0	0
	2 Pre-tax loss on discontinued operations	064	0	0	0	0
XV.	INCOME TAX OF DISCONTINUED OPERATIONS	065	0	0	0	0
	1 Discontinued operations profit for the period (ADP 062-065)	066	0	0	0	0
	2 Discontinued operations loss for the period (ADP 065-062)	067	0	0	0	0
TOTAL OPERATIONS (to be filled in only by undertakings subject to IFRS with discontinued operations)						
XVI.	PRE-TAX PROFIT OR LOSS (ADP 055+062)	068	0	0	0	0
	1 Pre-tax profit (ADP 068)	069	0	0	0	0
	2 Pre-tax loss (ADP 068)	070	0	0	0	0
XVII.	INCOME TAX (ADP 058+065)	071	0	0	0	0
XVIII.	PROFIT OR LOSS FOR THE PERIOD (ADP 068-071)	072	0	0	0	0
	1 Profit for the period (ADP 068-071)	073	0	0	0	0
	2 Loss for the period (ADP 071-068)	074	0	0	0	0
APPENDIX to the P&L (to be filled in by undertakings that draw up consolidated annual financial statements)						
XIX.	PROFIT OR LOSS FOR THE PERIOD (ADP 076+077)	075	0	0	0	0
	1 Attributable to owners of the parent	076	0	0	0	0
	2 Attributable to minority (non-controlling) interest	077	0	0	0	0



Statement of profit and loss

for the period 1.1.2021 to 30.6.2021
Submitter: AD Plastik d.d.

Item 1	ADP code 2	Same period of the previous year		Current period		
		Cumulative 3	Quarter 4	Cumulative 5	Quarter 6	
STATEMENT OF OTHER COMPREHENSIVE INCOME (to be filled in by undertakings subject to IFRS)						
I.	PROFIT OR LOSS FOR THE PERIOD	078	38,681,248	7,144,787	16,798,922	4,779,199
II.	OTHER COMPREHENSIVE INCOME/LOSS BEFORE TAX (ADP 80+87)	079	0	0	0	0
III.	Items that will not be reclassified to profit or loss (ADP 081 to 085)	080	0	0	0	0
1	Changes in revaluation reserves of fixed tangible and intangible assets	081	0	0	0	0
2	Gains or losses from subsequent measurement of equity instruments at fair value through other comprehensive income	082	0	0	0	0
3	Fair value changes of financial liabilities at fair value through statement of profit or loss, attributable to changes in their credit risk	083	0	0	0	0
4	Actuarial gains/losses on the defined benefit obligation	084	0	0	0	0
5	Other items that will not be reclassified	085	0	0	0	0
6	Income tax relating to items that will not be reclassified	086	0	0	0	0
IV.	Items that may be reclassified to profit or loss (ADP 088 to 095)	087	0	0	0	0
1	Exchange rate differences from translation of foreign operations	088	0	0	0	0
2	Gains or losses from subsequent measurement of debt securities at fair value through other comprehensive income	089	0	0	0	0
3	Profit or loss arising from effective cash flow hedging	090	0	0	0	0
4	Profit or loss arising from effective hedge of a net investment in a foreign operation	091	0	0	0	0
5	Share in other comprehensive income/loss of companies linked by virtue of participating interests	092	0	0	0	0
6	Changes in fair value of the time value of option	093	0	0	0	0
7	Changes in fair value of forward elements of forward contracts	094	0	0	0	0
8	Other items that may be reclassified to profit or loss	095	0	0	0	0
9	Income tax relating to items that may be reclassified to profit or loss	096	0	0	0	0
V.	NET OTHER COMPREHENSIVE INCOME OR LOSS (ADP 080+087- 086 - 096)	097	0	0	0	0
VI.	COMPREHENSIVE INCOME OR LOSS FOR THE PERIOD (ADP 078+097)	098	38,681,248	7,144,787	16,798,922	4,779,199
APPENDIX to the Statement on comprehensive income (to be filled in by undertakings that draw up consolidated statements)						
VI.	COMPREHENSIVE INCOME OR LOSS FOR THE PERIOD (ADP 100+101)	099	0	0	0	0
1	1 Attributable to owners of the parent	100	0	0	0	0
2	2 Attributable to minority (non-controlling) interest	101	0	0	0	0

Statement of cash flows

indirect method

for the period 1.1.2021 to 30.6.2021
Submitter: AD Plastik d.d.

Item 1	ADP code 2	Same period of the previous year 3	Current period 4
CASH FLOW FROM OPERATING ACTIVITIES			
1 Pre-tax profit	001	38,681,248	20,701,422
2 Adjustments (ADP 003 to 010):	002	75,374,209	33,332,787
a) Depreciation	003	34,694,002	34,749,719
b) Gains and losses from sale and value adjustment of fixed tangible and intangible assets	004	-12,204,391	0
c) Gains and losses from sale and unrealised gains and losses and value adjustment of financial assets	005	0	-71,603
d) Interest and dividend income	006	-11,942,361	-6,681,327
e) Interest expenses	007	3,888,355	2,530,103
f) Provisions	008	-33,495	0
g) Exchange rate differences (unrealised)	009	1,244,218	-403,090
h) Other adjustments for non-cash transactions and unrealised gains and losses	010	59,727,881	3,208,985
I. Cash flow increase or decrease before changes in working capital (ADP 001+002)	011	114,055,457	54,034,209
3 Changes in the working capital (ADP 013 to 016)	012	-64,013,091	5,307,958
a) Increase or decrease in short-term liabilities	013	-78,283,839	-43,037,507
b) Increase or decrease in short-term receivables	014	24,621,239	40,602,005
c) Increase or decrease in inventories	015	-10,350,491	7,743,460
d) Other increase or decrease in working capital	016	0	0
II. Cash from operations (ADP 011+012)	017	50,042,366	59,342,167
4 Interest paid	018	-2,645,571	-2,742,282
5 Income tax paid	019	0	0
A NET CASH FLOW FROM OPERATING ACTIVITIES (ADP 017 to 019)	020	47,396,795	56,599,885
CASH FLOW FROM INVESTMENT ACTIVITIES			
1 Cash receipts from sales of fixed tangible and intangible assets	021	26,153,200	0
2 Cash receipts from sales of financial instruments	022	0	133,303
3 Interest received	023	497,405	545,258
4 Dividends received	024	20,340,875	9,768,633
5 Cash receipts from repayment of loans and deposits	025	0	0
6 Other cash receipts from investment activities	026	13,162,795	0
III. Total cash receipts from investment activities (ADP 021 to 026)	027	60,154,275	10,447,194
1 Cash payments for the purchase of fixed tangible and intangible assets	028	-20,236,268	-11,898,615
2 Cash payments for the acquisition of financial instruments	029	0	0
3 Cash payments for loans and deposits for the period	030	0	0
4 Acquisition of a subsidiary, net of cash acquired	031	0	0
5 Other cash payments from investment activities	032	0	0
IV. Total cash payments from investment activities (ADP 028 to 032)	033	-20,236,268	-11,898,615
B NET CASH FLOW FROM INVESTMENT ACTIVITIES (ADP 027 +033)	034	39,918,007	-1,451,421

Statement of cash flows

indirect method

for the period 1.1.2021 to 30.6.2021
Submitter: AD Plastik d.d.

Item 1	ADP code 2	Same period of the previous year 3	Current period 4
CASH FLOW FROM FINANCING ACTIVITIES			
1 Cash receipts from the increase in initial (subscribed) capital	035	0	0
2 Cash receipts from the issue of equity financial instruments and debt financial instruments	036	0	0
3 Cash receipts from credit principals, loans and other borrowings	037	52,504,566	68,600,652
4 Other cash receipts from financing activities	038	0	0
V. Total cash receipts from financing activities (ADP 035 to 038)	039	52,504,566	68,600,652
1 Cash payments for the repayment of credit principals, loans and other borrowings and debt financial instruments	040	-72,680,801	-85,437,621
2 Cash payments for dividends	041	-16,522,104	-33,101,920
3 Cash payments for finance lease	042	-3,686,826	-3,063,931
4 Cash payments for the redemption of treasury shares and decrease in initial (subscribed) capital	043	0	0
5 Other cash payments from financing activities	044	0	0
VI. Total cash payments from financing activities (ADP 040 to 044)	045	-92,889,731	-121,603,472
C NET CASH FLOW FROM FINANCING ACTIVITIES (ADP 039 +045)	046	-40,385,165	-53,002,820
1 Unrealised exchange rate differences in respect of cash and cash equivalents	047	197,822	83,121
D NET INCREASE OR DECREASE IN CASH FLOWS (ADP 020+034+046+047)	048	47,127,459	2,228,765
E CASH AND CASH EQUIVALENTS AT THE BEGINNING OF THE PERIOD	049	8,298,347	35,669,064
F CASH AND CASH EQUIVALENTS AT THE END OF THE PERIOD(ADP 048+049)	050	55,425,806	37,897,829



Statement of changes in equity

for the period 1.1.2021 to 30.6.2021
Submitter: AD Plastik d.d.

Item	ADP code	Attributable to owners of the parent																Minority (non-controlling) interest	Total capital and reserves
		Initial (subscribed) capital	Capital reserves	Legal reserves	Reserves for treasury shares	Treasury shares and holdings (deductible item)	Statutory reserves	Other reserves	Revaluation reserves	Fair value of financial assets through other comprehensive income (available for sale)	Cash flow hedge - effective portion	Hedge of a net investment in a foreign operation - effective portion	Other fair value reserves	Exchange rate differences from translation of foreign operations	Retained profit / loss brought forward	Profit/loss for the business year	Total attributable to owners of the parent		
1	2	3	4	5	6	7	8	9	10	11	12	13	14	15	16	17	18 (3 to 6 - 7 + 8 to 17)	19	20 (18+19)
PREVIOUS PERIOD																			
1	01	419,958,400	191,988,358	6,128,852	20,890,463	11,795,123	0	54,720,113	0	0	0	0	0	0	12,899,472	80,783,231	775,573,766	0	775,573,766
2	02	0	0	0	0	0	0	0	0	0	0	0	0	0	0	0	0	0	0
3	03	0	0	0	0	0	0	0	0	0	0	0	0	0	0	0	0	0	0
4	04	419,958,400	191,988,358	6,128,852	20,890,463	11,795,123	0	54,720,113	0	0	0	0	0	0	12,899,472	80,783,231	775,573,766	0	775,573,766
5	05	0	0	0	0	0	0	0	0	0	0	0	0	0	0	38,681,248	38,681,248	0	38,681,248
6	06	0	0	0	0	0	0	0	0	0	0	0	0	0	0	0	0	0	0
7	07	0	0	0	0	0	0	0	0	0	0	0	0	0	0	0	0	0	0
8	08	0	0	0	0	0	0	0	0	0	0	0	0	0	0	0	0	0	0
9	09	0	0	0	0	0	0	0	0	0	0	0	0	0	0	0	0	0	0
10	10	0	0	0	0	0	0	0	0	0	0	0	0	0	0	0	0	0	0
11	11	0	0	0	0	0	0	0	0	0	0	0	0	0	0	0	0	0	0
12	12	0	0	0	0	0	0	0	0	0	0	0	0	0	0	0	0	0	0
13	13	0	0	0	0	0	0	0	0	0	0	0	0	0	0	0	0	0	0
14	14	0	0	0	0	0	0	0	0	0	0	0	0	0	0	0	0	0	0
15	15	0	0	0	0	0	0	0	0	0	0	0	0	0	0	0	0	0	0
16	16	0	0	0	0	0	0	0	0	0	0	0	0	0	0	0	0	0	0
17	17	0	0	0	0	0	0	0	0	0	0	0	0	0	0	0	0	0	0
18	18	0	0	0	0	0	0	0	0	0	0	0	0	0	0	0	0	0	0
19	19	0	0	0	0	0	0	0	0	0	0	0	0	0	0	0	0	0	0
20	20	0	0	0	0	0	0	0	0	0	0	0	0	0	-16,522,104	0	-16,522,104	0	-16,522,104
21	21	0	0	0	0	0	0	0	0	0	0	0	0	0	0	0	0	0	0
22	22	0	0	0	0	0	0	0	0	0	0	0	0	0	80,783,231	-80,783,231	0	0	0
23	23	0	0	0	0	0	0	0	0	0	0	0	0	0	0	0	0	0	0
24	24	419,958,400	191,988,358	6,128,852	20,890,463	11,795,123	0	54,720,113	0	0	0	0	0	0	77,160,599	38,681,248	797,732,910	0	797,732,910
APPENDIX TO THE STATEMENT OF CHANGES IN EQUITY (to be filled in by undertakings that draw up financial statements in accordance with the IFRS)																			
I.	25	0	0	0	0	0	0	0	0	0	0	0	0	0	0	0	0	0	0
II.	26	0	0	0	0	0	0	0	0	0	0	0	0	0	0	38,681,248	38,681,248	0	38,681,248
III.	27	0	0	0	0	0	0	0	0	0	0	0	0	0	64,261,127	-80,783,231	-16,522,104	0	-16,522,104

Statement of changes in equity

for the period 1.1.2021 to 30.6.2021
Submitter: AD Plastik d.d.

Item	ADP code	Attributable to owners of the parent																Minority (non-controlling) interest	Total capital and reserves
		Initial (subscribed) capital	Capital reserves	Legal reserves	Reserves for treasury shares	Treasury shares and holdings (deductible item)	Statutory reserves	Other reserves	Revaluation reserves	Fair value of financial assets through other comprehensive income (available for sale)	Cash flow hedge - effective portion	Hedge of a net investment in a foreign operation - effective portion	Other fair value reserves	Exchange rate differences from translation of foreign operations	Retained profit / loss brought forward	Profit/loss for the business year	Total attributable to owners of the parent		
1	2	3	4	5	6	7	8	9	10	11	12	13	14	15	16	17	18 (3 to 6 - 7 + 8 to 17)	19	20 (18+19)
CURRENT PERIOD																			
1	28	419,958,400	191,988,358	6,128,852	20,890,463	11,795,123	0	76,418,790	0	0	0	0	0	0	55,461,922	68,632,630	827,684,292	0	827,684,292
2	29	0	0	0	0	0	0	0	0	0	0	0	0	0	0	0	0	0	0
3	30	0	0	0	0	0	0	0	0	0	0	0	0	0	0	0	0	0	0
4	31	419,958,400	191,988,358	6,128,852	20,890,463	11,795,123	0	76,418,790	0	0	0	0	0	0	55,461,922	68,632,630	827,684,292	0	827,684,292
5	32	0	0	0	0	0	0	0	0	0	0	0	0	0	0	16,798,922	16,798,922	0	16,798,922
6	33	0	0	0	0	0	0	0	0	0	0	0	0	0	0	0	0	0	0
7	34	0	0	0	0	0	0	0	0	0	0	0	0	0	0	0	0	0	0
8	35	0	0	0	0	0	0	0	0	0	0	0	0	0	0	0	0	0	0
9	36	0	0	0	0	0	0	0	0	0	0	0	0	0	0	0	0	0	0
10	37	0	0	0	0	0	0	0	0	0	0	0	0	0	0	0	0	0	0
11	38	0	0	0	0	0	0	0	0	0	0	0	0	0	0	0	0	0	0
12	39	0	0	0	0	0	0	0	0	0	0	0	0	0	0	0	0	0	0
13	40	0	0	0	0	0	0	0	0	0	0	0	0	0	0	0	0	0	0
14	41	0	0	0	0	0	0	0	0	0	0	0	0	0	0	0	0	0	0
15	42	0	0	0	0	0	0	0	0	0	0	0	0	0	0	0	0	0	0
16	43	0	0	0	0	0	0	0	0	0	0	0	0	0	0	0	0	0	0
17	44	0	0	0	0	0	0	0	0	0	0	0	0	0	0	0	0	0	0
18	45	0	0	0	0	0	0	0	0	0	0	0	0	0	0	0	0	0	0
19	46	0	0	0	0	0	0	0	0	0	0	0	0	0	0	0	0	0	0
20	47	0	0	0	0	0	0	0	0	0	0	0	0	0	-33,101,920	0	-33,101,920	0	-33,101,920
21	48	0	292,436	0	0	-3,126,495	0	0	0	0	0	0	0	0	0	0	3,418,931	0	3,418,931
22	49	0	0	0	0	0	0	0	0	0	0	0	0	0	68,632,630	-68,632,630	0	0	0
23	50	0	0	0	0	0	0	0	0	0	0	0	0	0	0	0	0	0	0
24	51	419,958,400	192,280,794	6,128,852	20,890,463	8,668,628	0	76,418,790	0	0	0	0	0	0	90,992,632	16,798,922	814,800,225	0	814,800,225
APPENDIX TO THE STATEMENT OF CHANGES IN EQUITY (to be filled in by undertakings that draw up financial statements in accordance with the IFRS)																			
I.	52	0	0	0	0	0	0	0	0	0	0	0	0	0	0	0	0	0	0
II.	53	0	0	0	0	0	0	0	0	0	0	0	0	0	0	16,798,922	16,798,922	0	16,798,922
III.	54	0	292,436	0	0	-3,126,495	0	0	0	0	0	0	0	0	35,530,710	-68,632,630	-29,682,989	0	-29,682,989

Notes to financial statements - QFS

(drawn up for quarterly reporting periods)

Name of the issuer:	AD PLASTIK d.d.
Headquarter:	Ul. Antuna Gustava Matoša 8, 21210, Solin, Croatia
Personal identification number (OIB):	48351740621
MBS:	060007090
Reporting period:	1. 1. 2021 - 30. 6. 2021

Notes to financial statements for semi-annual periods are available as part of AD Plastik Group's Interim Report. Interim Report is available on Zagreb Stock Exchange website.

AD Plastik Group Integrated annual report for 2020 year is available on Zagreb Stock Exchange website.

Same accounting policies are applied while drawing up financial statements for current reporting period as in the latest annual financial statements.

AD Plastik d.d. has issued corporate guarantees for the needs of subsidiaries in the following amounts: to banks HRK 72,009 thousand, to customers HRK 22,691 thousand and to suppliers HRK 13,309 thousand.

Amount owed by AD Plastik d.d. and falling due after more than five years amounts to HRK 2,262 thousand.

The average number of employees of AD Plastik d.d. in the period from 1.1.2021. to 30.06.2021. was 1473

In intangible assets in the period from 1.1.2021. to 30.06.2021., the cost of net salaries and wages of HRK 2,005,669, the cost of taxes and contributions from salaries of HRK 693,503, and the cost of contributions to salaries of HRK 384,957 were capitalized.

Deferred tax asset on 31.12.2020 amounts HRK 11,505 thousand. Decrease in reporting period in amount of HRK 3,903 thousand refers to recognition of deferred tax assets based on tax relief on capital investment.

In a comparative period, the financial income/expenses were reduced by HRK 6,390 thousand as a result of the presentation of the exchange rate differences on a net basis.

Solin, July 2021

Management's statement of responsibility

The financial statements of AD Plastik Group and the Company AD Plastik d.d. Solin are prepared in accordance with the International Financial Reporting Standards (IFRS) and the Croatian Law on Accounting.


The consolidated financial statements of AD Plastik Group and the financial statements of the Company AD Plastik d.d. for the period from January 1 to June 30 2021, give a complete and true review of the assets and liabilities, profit and loss, financial position and business activities of the issuers and companies included in the consolidation as a whole.

The management report for the period until June 30 2021, contains an accurate and true display of the development and results of the business activities of the Company with a description of the most significant risks and uncertainties to which the Company is exposed.

Marinko Došen,
President of the Management Board



Mladen Peroš,
Member of the Management Board



Višnja Bijelić,
Member of the Management Board



Ivan Čupić,
Member of the Management Board



The Company is registered at the Court Register of the Commercial Court of Split under the Registered Company Number (MBS): 060007090
Company Identification Number (OIB): 48351740621
IBAN: HR04 2340 0091 1101 5371 1, Privredna banka Zagreb d.d., Zagreb

The capital stock in the amount of HRK 419,958,400 was paid in full.
AD Plastik issued a total of 4,199,584 of ordinary shares, in nominal amount of HRK 100.
President of the Management Board: Marinko Došen
Management Board members: Mladen Peroš, Višnja Bijelić, Ivan Čupić
President of the Supervisory Board: Sergey Dmitrievich Bodrunov

Your needs. Our drive.

Solin, July 2021
www.adplastik.hr

