

2021

INTERIM REPORT

BY MANAGEMENT OF AD PLASTIK GROUP
AND THE COMPANY AD PLASTIK D.D. SOLIN
FOR THE FIRST THREE MONTHS OF 2021

Contents

Management Report of AD Plastik Group and the company AD Plastik d.d. Solin for the period 1. 1. 2021 - 31. 3. 2021	3
Operating revenue, EBITDA and Net profit	3
Comment by Marinko Došen, President of the Management Board	4
Financial results for the first three months of 2021	5
Operating revenue per sales markets of AD Plastik Group without affiliated company	10
AD Plastik Group with consolidation of the corresponding ownership part in affiliated company	12
Share	14
Addendum 1 - Alternative performance measures	16
Financial statement of AD Plastik Group	18
Balance sheet	19
Statement of profit and loss	23
Statement of cash flows (indirect method)	27
Statement of changes in equity	29
Notes to financial statements - TFI	31
Financial statement of the company AD Plastik	32
Balance sheet	33
Statement of profit and loss	37
Statement of cash flows (indirect method)	41
Statement of changes in equity	43
Notes to financial statements - TFI	45
Management's statement of responsibility	46



- The financial statements of all companies within the AD Plastik Group have been prepared on the going concern basis.
- The most recent annual financial statements are available on the Zagreb Stock Exchange website at the following link: <https://eho.zse.hr/en/issuer-announcements/view/36753>
- The same accounting policies have been applied in preparing the financial statements for the quarterly reporting period as in the most recent annual financial statements.

Operating revenue, EBITDA and Net profit

AD Plastik Group



OPERATING REVENUE **HRK 327.21 million**
-9.8% compared to the first three months of 2020

EBITDA **HRK 52.32 million**
-16.6% compared to the first three months of 2020



NET PROFIT **HRK 25.84 million**
-8.2% compared to the first three months of 2020

The company AD Plastik



OPERATING REVENUE **HRK 217.40 million**
-16.0% compared to the first three months of 2020

EBITDA **HRK 29.01 million**
-36.0% compared to the first three months of 2020



NET PROFIT **HRK 12.02 million**
-61.9% compared to the first three months of 2020

Comment by Marinko Došen, President of the Management Board



Given the circumstances and challenges in the global market, caused by the pandemic and the crisis that arose because of it, business results for the first quarter are expected.

In the observed period, we generated operating revenue amounting to HRK 327.21 million, EBITDA amounting to HRK 52.32 million, and net profit at the Group level amounted to HRK 25.84 million.

Compared to the first quarter of 2020, all indicators recorded a decline, but in the first two months of last year, our factories achieved record results. The beginning of the pandemic drastically and unexpectedly changed the situation, but despite that we ended that period with revenue growth, unlike the European car market, and it was further improved also by one-time positive impacts.

Although the automotive industry, like the global economy as a whole, has been facing a number of challenges and uncertainties, moderate positive indicators are visible. This will be another economically demanding year, but I believe that the most difficult period is behind us and the market gives us reasons for mild optimism. It will take time to return to pre-crisis figures, but I believe that market stabilization will follow fairly quickly after the end of the pandemic itself.

Our risk management strategy through market dispersion has proven to be effective, which is evident also in our results. The Russian car market is the least affected by the crisis, so our factories in Russia recorded revenue growth of 15.5 percent in this period.

AD Plastik Group has preserved financial stability, which allows us to deal more easily with the consequences of the crisis, and in addition to protecting the health and safety of employees, this is our primary goal also in the coming period. We monitor trends and influences in the market and adequately adapt to them, and we have strengthened our position as a quality and reliable partner.

We continue our development and sales activities uninterrupted, and 43 previously contracted projects in the European and Russian markets are currently ongoing. New deals are also being sealed, by which our portfolio of future deals offers a stable and secure perspective.

We create quality preconditions for the continuation of the growth and development of the Group after the end of the crisis, and we have shown knowledge and strength during the biggest challenges. We have adapted our plans to the circumstances, so our goals for 2021 are more conservative, but I believe they are achievable.

Marinko Došen
President of the Management Board

Financial results for the first three months of 2021

AD Plastik Group is comprised of the following companies during the reporting period:

- AD Plastik d.d., Croatia
- AO AD Plastik Togliatti, Russia
- ZAO AD Plastik Kaluga, Russia
- ADP d.o.o., Serbia
- AD Plastik d.o.o., Slovenia
- AD Plastik Tisza Kft., Hungary

(hereinafter: AD Plastik Group)

Satisfactory financial results for the first quarter of 2021 show the preservation of the company's financial potential and profitability, despite the duration of the corona crisis and the uncertainties arising from it.

Operating revenue of AD Plastik Group reduced by 9.8 percent, compared to the first quarter of 2020, amounting to HRK 327.21 million. In the parent company, it amounted to HRK 217.40 million and reduced by 16 percent, while factories in Russia recorded revenue growth of 15.5 percent.

The markets in which the company operates show signs of a moderate recovery regarding the number of newly registered vehicles,

which was already evident in the results of the previous quarter, but the production of new vehicles in the European market has been somewhat slowed due to the shortages of semiconductors. Adjustment to the operational plans of customers, due to this problem, largely affected the results achieved in the European market, and thus the overall results of the Group.

However, it is important to note that the beginning of the pandemic in the first quarter of 2020 caused a decrease in car sales in the European market by more than 25 percent, while AD Plastik Group in that period continued to record operating revenue growth, moreover in the first two months record business results were achieved. ➔



Financial results for the first three months of 2021

Earnings before Interest, Taxes, Depreciation and Amortization (EBITDA) amounted to HRK 52.32 million at the Group level and they decreased by 16.6 percent, while in the parent company they decreased by 36 percent, amounting to HRK 29.01 million. EBITDA margin in the reporting period was 16 percent at the Group level, and 13.3 percent at the parent company.

During the first quarter of 2020, due to the temporary shutdown of production, government grants were used and revenue from the sale of non-operating assets was generated, which had a one-off impact on EBITDA realized in that period. If this impact was ignored, the EBITDA of the Group in the first quarter of 2021 would grow by 18.9 percent, and of the parent company by 8.6 percent.

Net profit was by 8.2 percent lower than in the same period last year and amounted to HRK 25.84 million at the Group level. In the parent company, it was lower by 61.9 percent and amounted to HRK 12.02 million. Movements in Russian ruble and Hungarian forint exchange rates in the reporting period had a positive impact on the Group's results, while the profit trend was largely influenced by the realized EBITDA.

The NFD/EBITDA ratio for the Group was 2.15 and 2.86, respectively, in the parent company. As of March 31, 2021, AD Plastik Group had HRK 52.5 million in cash on its account as well as unused short-term credit lines.

Like the global economy as a whole, the automotive industry has been facing challenges arising from the crisis, such as the aforementioned semiconductor shortages, material price fluctuations and supply chain challenges, and global market stabilization is expected in the second half of the year.

AD Plastik Group continues with development activities for 43 contracted projects in the European and Russian markets and adjusts its plans to macro and microeconomic trends. The company's focus is still on preserving financial stability and profitability and the realization of set business goals.



Financial results for the first three months of 2021

Key performance indicators

Indicators (in HRK 000)	AD Plastik Group			AD Plastik d.d.		
	1Q 2020	1Q 2021	Index	1Q 2020	1Q 2021	Index
Operating revenue	362,579	327,205	90.24	258,878	217,404	83.98
Sales revenue	348,171	323,941	93.04	245,247	214,697	87.54
Operating expenses	324,785	298,249	91.83	231,264	205,937	89.05
EBITDA*	62,700	52,320	83.44	45,325	29,007	64.00
EBITDA last 4 quarters*	214,166	155,504	72.61	137,173	102,075	74.41
Net profit	28,161	25,842	91.77	31,536	12,020	38.11
NFD*	360,075	334,625	92.93	317,819	291,475	91.71
NFD/EBITDA last 4 quarters*	1,68	2,15	127.99	2,32	2,86	123.25
EBITDA margin*	17.29%	15.99%	-130 bps	17.51%	13.34%	-417 bps
Net profit margin*	7.77%	7.90%	13 bps	12.18%	5.53%	-665 bps
ROE*	11.20%	5.23%	-597 bps	11.80%	6.15%	-565 bps
Capex*	10,766	10,946	101.67	8,059	5,546	68.82

* In addition to the measures defined by International Financial Reporting Standards (IFRS), AD Plastik Group also uses alternative performance measures in its reports. An overview and definition of the measures used in this document are provided in Addendum 1.

Operating expenses

Operating expenses (in HRK 000)	AD Plastik Group			AD Plastik d.d.		
	1Q 2020	1Q 2021	Index	1Q 2020	1Q 2021	Index
OPERATING EXPENSES	324,785	298,249	91.83	231,264	205,937	89.05
Changes in the value of work in process and finished products	2,505	4,173	166.57	1,004	1,757	175.08
Material costs	218,495	194,210	88.89	161,246	135,774	84.20
Staff costs	62,019	63,264	102.01	38,791	41,442	106.83
Amortization	24,906	23,364	93.81	17,711	17,540	99.03
Other costs	15,659	11,552	73.77	12,119	8,664	71.49
Provisions	-	-	-	-	-	-
Other operating expenses	1,201	1,686	140.38	393	759	193.47


Financial results for the first three months of 2021

Net financial result

Net financial result (in HRK 000)	AD Plastik Group			AD Plastik d.d.		
	1Q 2020	1Q 2021	Index	1Q 2020	1Q 2021	Index
FINANCIAL REVENUE	82	1,925	2,351.18	9,220	4,121	44.70
Positive exchange rate differences	-	1,697	-	3,254	695	21.35
Interest income	82	157	191.35	872	857	98.27
Dividends	-	-	-	5,093	2,498	49.04
Other revenue	-	72	-	-	72	-
FINANCIAL EXPENSES	15,208	1,639	10.77	5,297	1,618	30.54
Negative exchange rate differences	12,387	-	-	3,307	331	10.01
Interest expenses	2,821	1,639	58.09	1,990	1,286	64.64
FINANCIAL RESULT	-15,126	287	-	3,923	2,504	63.83

The strengthening of the Russian ruble and the Hungarian forint exchange rates had a favorable effect on the Group's financial result, and lower dividend income from the affiliated Romanian

company resulted in a slightly more unfavorable result in the parent company, compared to the same period last year.



Financial results for the first three months of 2021

Financial position

A stable financial position was preserved at the end of the reporting period. The Group's net financial debt amounted to HRK 334.6 million, while in the parent company it amounted to HRK 291.5 million. The NFD/EBITDA ratio was 2.15 for AD Plastik Group and 2.86 for the parent company.

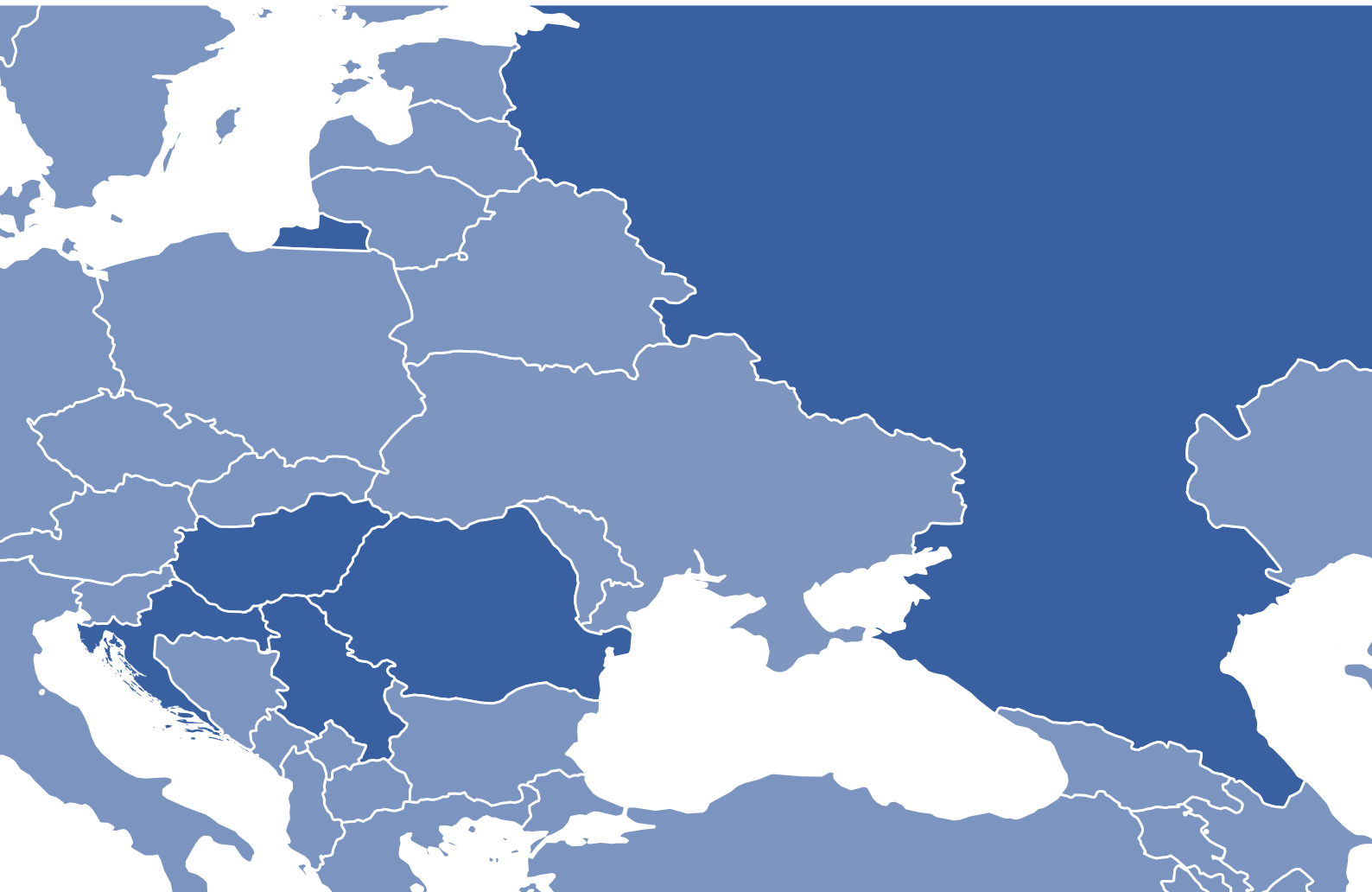
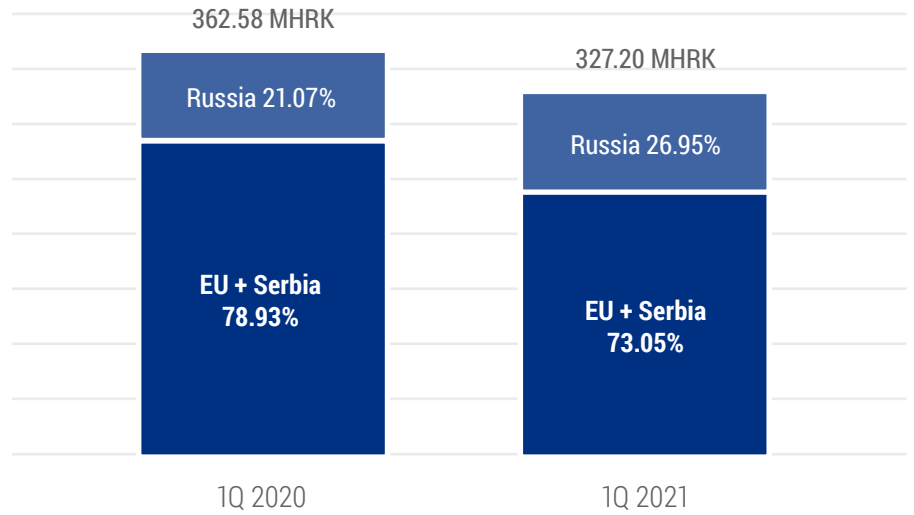
The debt ratio was improved, which as of March 31, 2021 was 0.43 at the Group level, while at the end of 2020 it was 0.44. In the parent company, it was 0.38, as opposed to 0.39 at the end of last year. In the observed period, the return on equity (ROE) was 5.2 percent at the Group level, and 6.1 percent in the parent company.

Abbreviated balance sheet (in HRK 000)	AD Plastik Group			AD Plastik d.d.		
	31 Dec 2020	31 Mar 2021	Index	31 Dec 2020	31 Mar 2021	Index
ASSETS	1,541,345	1,491,760	96.78	1,357,618	1,296,193	95.48
Non-current assets	980,222	967,778	98.73	935,859	922,296	98.55
Current assets	537,463	512,206	95.30	401,065	366,367	91.35
Prepaid expenses and accrued income	23,661	11,776	49.77	20,695	7,529	36.38
LIABILITIES	680,720	634,353	93.19	529,934	488,253	92.13
Provisions	4,569	4,572	100.06	3,985	3,985	100.00
Non-current liabilities	183,611	196,130	106.82	143,172	151,418	105.76
Current liabilities	474,575	423,360	89.21	366,886	324,460	88.44
Accrued expenses and deferred revenue	17,966	10,292	57.29	15,892	8,390	52.80
CAPITAL	860,625	857,407	99.63	827,684	807,939	97.61



Operating revenue per sales markets of AD Plastik Group

- Revenue of AD Plastik Group in EU and Serbian markets has decreased by 16.49 percent
- Revenue of AD Plastik Group in Russia has increased by 15.46 percent



Operating revenue per sales markets

of AD Plastik Group

EU and Serbian markets

In the EU and Serbian markets, revenue in the amount of HRK 239 million in the reporting period was generated, which makes 73 percent of the Group's total revenue. Compared to the same period last year, revenue from this market decreased by 16.5 percent. Such trend is a consequence of the shortages of semiconductors in the market, but also very good results achieved in the comparative period, with regard to the market trends of the time.

In the first two months of 2021, the car market recorded a negative trend in the number of newly registered vehicles compared to the year before, which is not surprising given it is compared to the period before the pandemic. On the other hand, a significant growth, of as much as 87.3 percent, was recorded in March and this contributed to the overall growth in the number of newly registered vehicles in the EU market in the first quarter of 3.2 percent, or 2.6 million vehicles.

In the first quarter growth of 28.7 percent was recorded in Italian market and 21.1 percent in France, while Spain recorded a decline of 14.9 percent and Germany 6.4 percent. All these countries recorded significant growth in March, as March and April were the worst months in 2020 due to the total closure of economic activities.

According to ACEA forecasts, by the end of 2021, car sales are expected to grow by a total of 10 percent.

The Volkswagen Group recorded a decline of 1.4 percent in this period, but still holds the largest market share of 25.4 percent. Stellantis recorded a 9 percent growth, with a 23.6 percent market share, and the Renault Group recorded a 1.2 percent decline with a 9.6 percent market share.


Russian market

Operating revenue in the Russian market increased by 15.5 percent in the reporting period and amounted to HRK 88.2 million. This indicates a slightly better recovery of this market, which was evident already at the end of last year. AD Plastik Group generated 27 percent of total revenue in this market, and Russian companies fully generate their revenue in the Russian market.

In Russia, the number of newly registered vehicles was lower by 2.8 percent, compared to the first quarter of 2020, amounting to 387 thousand vehicles. It should be borne in mind that the impact of the pandemic in that market appeared a little bit later, compared to Europe, so during March 2020 in Russia almost record sales of vehicles were recorded.

AEB RUS predicts the growth of newly registered vehicles in the Russian market in 2021 by 2.1 percent.

The Renault-Nissan-Mitsubishi Alliance, the key customer of the AD Plastik Group in Russia, holds the largest market share of 34.5 percent and recorded a decline of 10.1 percent in the observed period. Kia recorded a decline of 0.5 percent, with a 13.3 percent market share, while the Volkswagen Group recorded a 0.4 percent growth with a 13 percent market share. The Hyundai Group, with a 10.5 percent market share, recorded a decline of 3.4 percent compared to the same period last year. The share of the Volkswagen Group in the AD Plastik Group's customer portfolio in the Russian market is also becoming increasingly significant.



AD Plastik Group with consolidation of the corresponding part of ownership in the affiliated company

In order to present a clearer picture of business, a comparable, shortened, consolidated profit and loss account of AD Plastik Group for the first three months of 2020 and 2021 has been cre-

ated, with profit and loss account of the affiliated company Euro Auto Plastic Systems s.r.l. Mioveni, Romania (50 percent of ownership of AD Plastik d.d.).

in HRK 000

Positions	Q1 2020	Q1 2021	Index
OPERATING REVENUE	440,504	389,617	88.45
OPERATING EXPENSES	395,527	357,718	90.44
Material costs	266,887	235,513	88.24
Staff costs	75,085	74,965	99.84
Amortization	27,382	25,429	92.87
Other costs	26,173	21,812	83.34
FINANCIAL REVENUE	82	1,925	2,351.18
FINANCIAL EXPENSES	15,792	1,945	12.32
TOTAL REVENUE	440,586	391,543	88.87
TOTAL EXPENSES	411,319	359,664	87.44
Profit before taxation	29,267	31,879	108.92
Profit tax	1,106	6,037	545.59
PROFIT OF THE PERIOD	28,161	25,842	91.77
EBITDA	72,359	57,328	79.23

Operating revenue of AD Plastik Group with consolidated corresponding part of ownership in affiliated company amounted to HRK 389.6 million, recording a decline by 11.6 percent compared to the same period of 2020. EBITDA amounted to HRK 57.33 million, representing a decline by 20.8 percent.



AD Plastik Group with consolidation

of the corresponding part of ownership in the affiliated company

Abbreviated P/L and the Balance sheet of the affiliated company EAPS

P/L in HRK 000 (100% of realization shown)

Positions	Q1 2020	Q1 2021	Index
Operating revenue	160,813	127,349	79.19
Operating expenses	-146,448	-121,464	82.94
Net financial result	-1,167	-613	52.55
Profit before taxation	13,198	5,272	39.95
Profit tax	-2,293	-772	33.68
Profit of the period	10,904	4,500	41.26

Balance sheet in HRK 000

Positions	31 Dec 2020	31 Mar 2021	Index
Non-current assets	98,236	96,292	98.02
Current assets	244,768	208,654	85.25
TOTAL ASSETS	343,004	304,945	88.90
Capital + reserves	133,167	139,110	104.46
Long-term liabilities and provisions	19,709	17,380	88.18
Current liabilities	190,128	148,456	78.08
TOTAL LIABILITIES	343,004	304,945	88.90

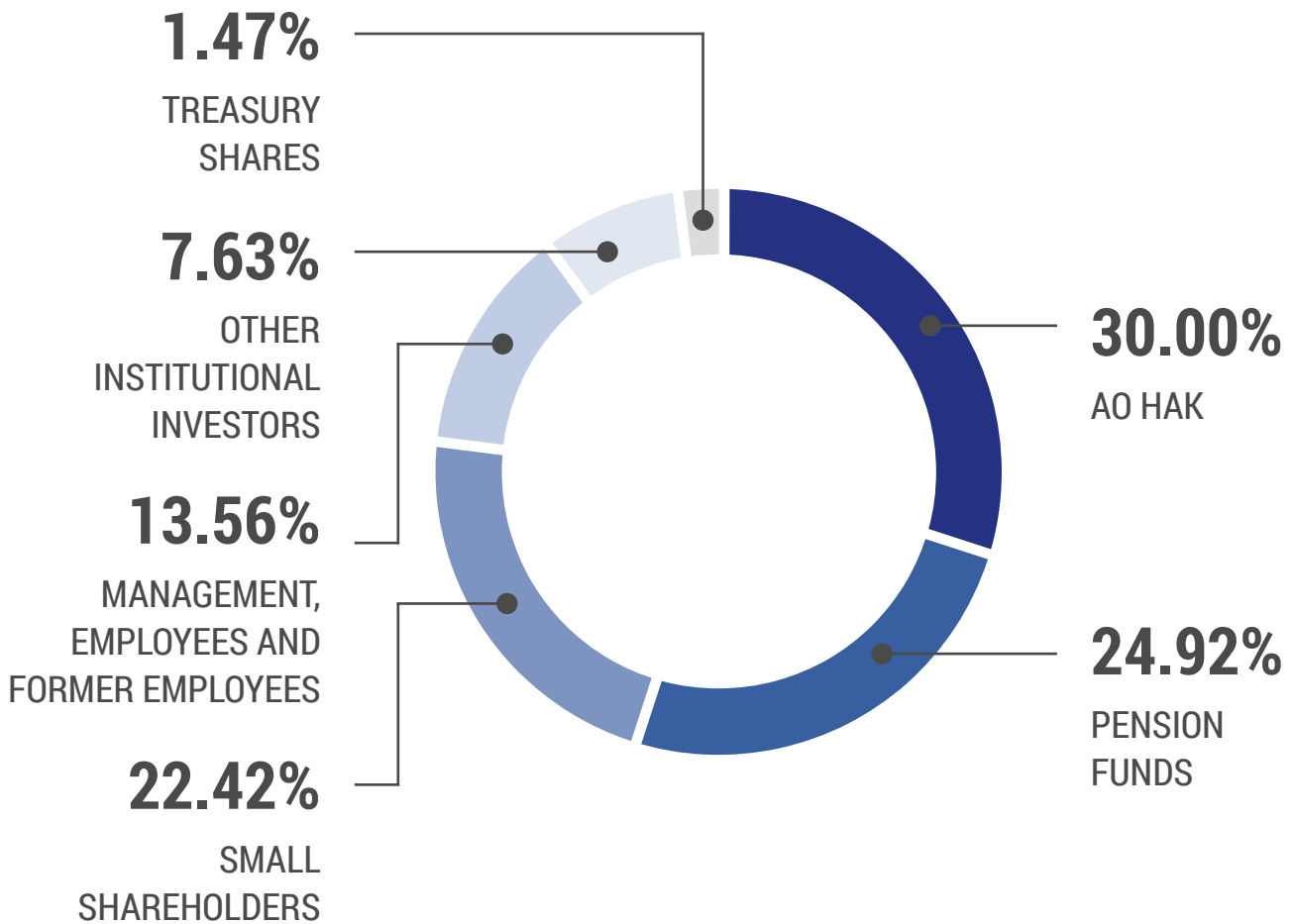
The operating revenue of the Romanian affiliated company EAPS amounted to HRK 127.35 million and were by 20.8 percent lower compared to the same period previous year. Net profit was lower by 58.7 percent and amounted to HRK 4.5 million. Despite the consequences of the crisis, the financial position of the company is stable. The company has no financial liabilities towards AD Plastik d.d. nor liabilities towards external entities, and as of March 31, 2021, its cash on account amounted to HRK 75.2 million. Investments in this period amounted to HRK 2.6 million.

This company primarily generates revenue in Romanian market and, apart from that, it supplies its products to the markets of Algeria, Morocco, Iran, Brazil, Colombia, South Africa, Russia etc.

EAPS results have been included in the results of AD Plastik Group by equity method.

Share

Ownership structure as of March 31, 2021



	Investor	Number of shares	Share
1	AO Holding Avtokomponenty	1,259,875	30.00%
2	Pension funds	1,046,531	24.92%
3	Small shareholders	941,556	22.42%
4	Management and employees	569,387	13.56%
5	Other institutional investors	320,391	7.63%
6	Treasury shares	61,844	1.47%
	Total	4,199,584	100%

Share

The price of the ADPL share was higher by 13.8 percent compared to the end of 2020 and as of March 31, 2021 it amounted to HRK 182. In the reporting period, it ranged from HRK 161 to HRK 187, which were its minimum and maximum prices. Crobex grew by

7.6 percent over the same period. The market capitalization of the company at the end of the reporting period amounted to HRK 764 million. In March, the company paid a dividend from retained earnings of 2019 in the amount of HRK 8 per share.

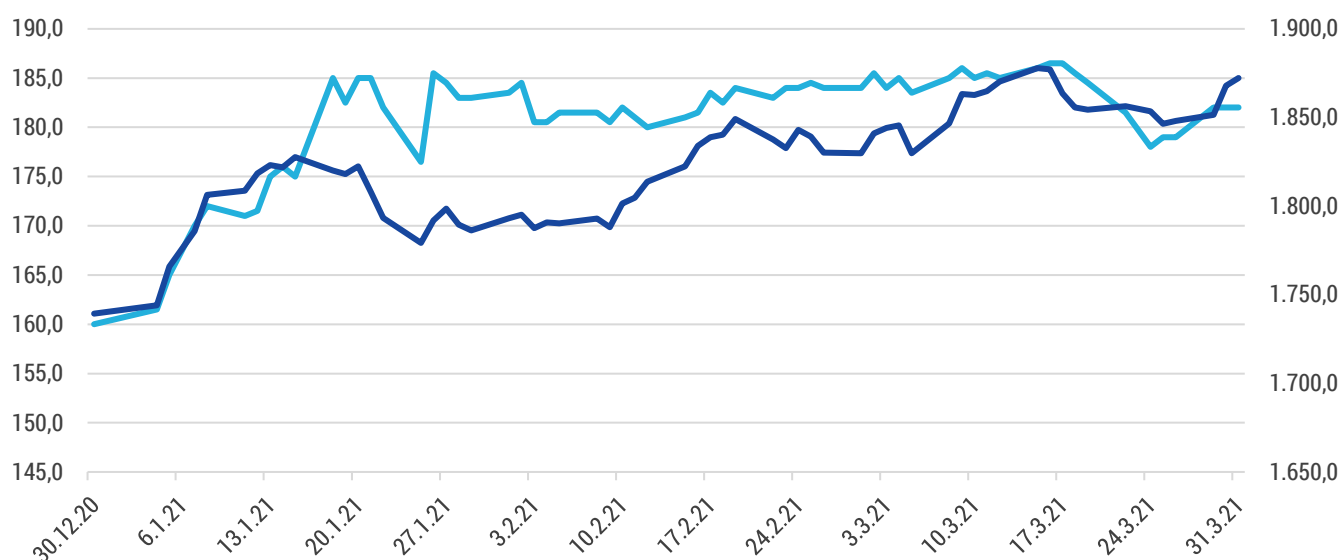
ADPL (HRK)	31 Dec 2020	31 Mar 2021	Index
Final price (HRK)	160.0	182.0	113.8
Average price (HRK)	141.8	182.3	128.6
The highest price (HRK)	202.0	187.0	92.6
The lowest price (HRK)	93.0	161.0	173.1
Volume	734,471	70,871	9.6
Turnover (HRK)	104,165,471	12,921,350	12.4
Market capitalization (HRK)*	671,933,440	764,324,288	113.8
P/E*	14.1	16.9	119.9
EPS (HRK)*	11.4	10.8	94.7
ROE*	5.5%	5.2%	-27 bps

* In addition to the measures defined by International Financial Reporting Standards (IFRS), AD Plastik Group also uses alternative performance measures in its reports. An overview and definition of the measures used in this document are provided in Addendum 1.

ADPL share price and index CROBEX behavior

+13.8% ADPL

+7.6% CROBEX



Addendum 1

Alternative performance measures

In addition to the financial performance measures defined by International Financial Reporting Standards (IFRS), AD Plastik Group also uses certain alternative performance measures in its reports, considering them useful for business performance

analysis for investors. Alternative performance measures show a comparative periods so that the company's results can be compared over different periods.

EBITDA and EBITDA margin

EBITDA (Earnings before Interest, Taxes, Depreciation and Amortization) represents the operating profit (operating revenue minus operating expenses) increased by amortization of tangible and intangible assets. The company also presents an EBITDA margin that represents a percentage of EBITDA relative to operating revenue.

Net profit margin

It is calculated by the ratio of realized net profit and operating revenue. The company uses this measure to track its profitability relative to operating revenue.

Net debt and net debt to EBITDA

Net debt represents the sum of short-term and long-term liabilities to banks and short-term and long-term loans to non-banking companies, minus cash and cash equivalents. AD Plastik Group uses the ratio of net debt to EBITDA as an indicator of financial stability and the company's ability to repay its financial obligations. When calculating the indicators on a quarterly basis, the EBITDA realized in the last four quarters is taken into account.

(in HRK 000)

AD Plastik Group	31 Dec 2020	31 Mar 2021
Non-bank loans	49,181	48,415
Long-term liabilities to banks	169,611	183,087
Short-term liabilities to banks	179,705	155,590
Cash	-62,667	-52,469
Net financial debt	335,830	334,624

(in HRK 000)

AD Plastik d.d.	31 Dec 2020	31 Mar 2021
Non-bank loans	37,684	37,848
Long-term liabilities to banks	139,426	147,858
Short-term liabilities to banks	153,458	137,168
Cash	-35,669	-31,398
Net financial debt	294,900	291,475



Addendum 1

Alternative performance measures

ROE


This measure is used to monitor the realized return on equity. It is calculated on an annual and quarterly basis. When calculating the indicators on an annual basis, the ratio is the net profit of the current period and the average value of equity (the average value of equity at the end of the reporting period and equity at the beginning of the reporting period). At the quarterly level, it is calculated by the ratio of net profit for the last four quarters and the average value of equity (average value of equity at the end of the reporting period and equity at the end of the same period of the previous year).

Capex

Capital investments are indirect cash flow position and they are related to payments for tangible and intangible assets. This measure is used as an indicator of the use of funds to achieve future economic flows and ensure the distribution of funds in accordance with the Group's strategy.

Debt ratio

The debt ratio is the ratio of total liabilities to total assets. This measure is used to monitor the company's financial risk in terms of growth of liabilities in relation to assets.



Market capitalization

Market capitalization is the total market value of the company, and it is calculated as the product of the total number of shares and the last share price on the day of the reporting period.

	31 Dec 2020	31 Mar 2021
Last price in the period (HRK)	160	182
Number of shares (000)	4,200	4,200
Market capitalization (in HRK 000)	671,933	764,324

EPS and P/E

These measures are used so that investors can analyze the value of the share. Earnings per share (EPS) are calculated by dividing net profit by the weighted average number of shares. The quarterly calculation uses the net profit realized in the last four quarters.

	31 Dec 2020	31 Mar 2021
Net profit of the period (in HRK 000)	46,929	44,610
Average weighted number of shares (000)	4,131	4,132
EPS (HRK)	11.4	10.8

P/E is the ratio of price to earnings per share (EPS). The price represents the share price on the last day of the reporting period, and in the quarterly calculation, net profit represents the realized profit in the last four quarters.

Annex 1

ISSUER'S GENERAL DATA

Reporting period:	1. 1. 2021	to	31. 3. 2021
Year:	2021	Quarter:	1.

Quarterly financial statements

Registration number (MB):	03440494	Issuer's home Member State code:	HR
Entity's registration number (MBS):	060007090		
Personal identification number (OIB):	48351740621	LEI	549300NFX18SRZHNT751
Institution code:	382		
Name of the issuer:	AD PLASTIK d.d.		
Postcode and town:	21210	Solin	
Street and house number:	Matoševa 8		
E-mail address:	informacije@adplastik.hr		
Web address:	www.adplastik.hr		
Number of employees (end of the reporting period):	2824		
Consolidated report:	KD	(KN-not consolidated/KD-consolidated)	
Audited:	RN	(RN-not audited/RD-audited)	

Names of subsidiaries (according to IFRS):	Registered office:	MB:
AD PLASTIK d.d.	Solin, Croatia	03440494
AO AD PLASTIK TOGLIATTI	Samara, Russian Federation	1036300221935
AD PLASTIK d.o.o.	Novo Mesto, Slovenia	1214985000
ZAO AD PLASTIK KALUGA	Kaluga, Russian Federation	1074710000320
ADP d.o.o.	Mladenovac, Serbia	20787538
AD PLASTIK TISZA Kft.	Tiszaujvaros, Hungary	12800821-2932-133-05

Bookkeeping firm:	No	(Yes/No)
Contact person:	Jurun Krešimir	(only name and surname of the contact person)
Telephone:	021/206-663	
E-mail address:	kresimir.jurun@adplastik.hr	
Audit firm:		(name of the audit firm)
Certified auditor:		(name and surname)

Balance sheet

balance as at 31.3.2021, Submitter: AD Plastik Group

	Item 1	ADP code 2	Last day of the preceding business year 3	At the reporting date of the current period 4
ASSETS				
A	RECEIVABLES FOR SUBSCRIBED CAPITAL UNPAID	001	0	0
B	FIXED ASSETS (ADP 003+010+020+031+036)	002	980,221,621	967,777,511
	I. Intangible assets (ADP 004 to 009)	003	109,986,115	108,698,439
	1 Research and development	004	47,725,629	43,497,401
	2 Concessions, patents, licences, trademarks, software and other rights	005	2,698,689	2,334,655
	3 Goodwill	006	24,618,487	24,781,407
	4 Advances for the purchase of intangible assets	007	50,072	82,718
	5 Intangible assets in preparation	008	23,353,977	27,173,881
	6 Other intangible assets	009	11,539,261	10,828,377
	II. Tangible assets (ADP 011 to 019)	010	782,039,924	774,021,911
	1 Land	011	136,335,310	136,416,788
	2 Buildings	012	269,148,587	269,777,012
	3 Plant and equipment	013	287,531,519	279,706,660
	4 Tools, working inventory and transportation assets	014	45,733,666	45,395,740
	5 Biological assets	015	0	0
	6 Advances for the purchase of tangible assets	016	923,031	1,854,581
	7 Tangible assets in preparation	017	9,395,089	9,799,433
	8 Other tangible assets	018	8,115,826	6,198,777
	9 Investment property	019	24,856,896	24,872,920
	III. Fixed financial assets (ADP 021 to 030)	020	72,026,013	71,716,359
	1 Investments in holdings (shares) of undertakings within the group	021	0	0
	2 Investments in other securities of undertakings within the group	022	0	0
	3 Loans, deposits, etc. to undertakings within the group	023	0	0
	4 Investments in holdings (shares) of companies linked by virtue of participating interests	024	71,964,313	71,716,359
	5 Investment in other securities of companies linked by virtue of participating interests	025	0	0
	6 Loans, deposits etc. to companies linked by virtue of participating interests	026	0	0
	7 Investments in securities	027	61,700	0
	8 Loans, deposits, etc. given	028	0	0
	9 Other investments accounted for using the equity method	029	0	0
	10 Other fixed financial assets	030	0	0
	IV. Receivables (ADP 032 to 035)	031	0	0
	1 Receivables from undertakings within the group	032	0	0
	2 Receivables from companies linked by virtue of participating interests	033	0	0
	3 Customer receivables	034	0	0
	4 Other receivables	035	0	0
	V. Deferred tax assets	036	16,169,569	13,340,802

Balance sheet

balance as at 31.3.2021, Submitter: AD Plastik Group

	Item 1	ADP code 2	Last day of the preceding business year 3	At the reporting date of the current period 4
ASSETS				
C	CURRENT ASSETS (ADP 038+046+053+063)	037	537,462,795	512,206,292
	I. Inventories (ADP 039 to 045)	038	181,974,861	167,848,999
	1 Raw materials and consumables	039	85,772,332	91,722,309
	2 Work in progress	040	13,914,940	14,753,128
	3 Finished goods	041	31,149,355	24,737,565
	4 Merchandise	042	37,117,569	24,439,043
	5 Advances for inventories	043	14,020,665	12,196,954
	6 Fixed assets held for sale	044	0	0
	7 Biological assets	045	0	0
	II. Receivables (ADP 047 to 052)	046	291,923,350	290,990,421
	1 Receivables from undertakings within the group	047	0	0
	2 Receivables from companies linked by virtue of participating interests	048	4,380,494	4,489,392
	3 Customer receivables	049	263,281,006	270,767,713
	4 Receivables from employees and members of the undertaking	050	134,716	304,577
	5 Receivables from government and other institutions	051	21,029,298	12,778,387
	6 Other receivables	052	3,097,836	2,650,352
	III. Current financial assets (ADP 054 to 062)	053	897,742	897,742
	1 Investments in holdings (shares) of undertakings within the group	054	0	0
	2 Investments in other securities of undertakings within the group	055	0	0
	3 Loans, deposits, etc. to undertakings within the group	056	0	0
	4 Investments in holdings (shares) of companies linked by virtue of participating interests	057	0	0
	5 Investment in other securities of companies linked by virtue of participating interests	058	0	0
	6 Loans, deposits etc. to companies linked by virtue of participating interests	059	0	0
	7 Investments in securities	060	0	0
	8 Loans, deposits, etc. given	061	897,742	897,742
	9 Other financial assets	062	0	0
	IV. Cash at bank and in hand	063	62,666,842	52,469,130
D	PREPAID EXPENSES AND ACCRUED INCOME	064	23,660,655	11,776,334
E	TOTAL ASSETS (ADP 001+002+037+064)	065	1,541,345,071	1,491,760,137
F	OFF-BALANCE SHEET ITEMS	066	104,812,940	104,812,940

Balance sheet

balance as at 31.3.2021, Submitter: AD Plastik Group

	Item 1	ADP code 2	Last day of the prece- ding business year 3	At the reporting date of the current period 4
LIABILITIES				
A	CAPITAL AND RESERVES (ADP 068 to 070+076+077+081+084+087)	067	860,625,426	857,407,255
	I. Initial (subscribed) capital	068	419,958,400	419,958,400
	II. Capital reserves	069	192,394,466	192,499,357
	III. Reserves from profit (ADP 071+072-073+074+075)	070	92,313,627	93,545,778
	1 Legal reserves	071	6,674,128	6,674,128
	2 Reserves for treasury shares	072	20,890,463	20,890,463
	3 Treasury shares and holdings (deductible item)	073	-11,795,123	-10,562,972
	4 Statutory reserves	074	125,369	125,369
	5 Other reserves	075	76,418,790	76,418,790
	IV. Revaluation reserves	076	-20,791,430	-19,479,649
	V. Fair value reserves (ADP 078 to 082)	077	-50.457.353	-49.064.729
	1 Financial assets at fair value through other comprehensive income (i.e. available for sale)	078	0	0
	2 Cash flow hedge - effective portion	079	0	0
	3 Hedge of a net investment in a foreign operation - effective portion	080	0	0
	4 Other fair value reserves	081	0	0
	5 Exchange differences arising from the translation of foreign operations (consolidation)	082	-50,457,353	-49,064,729
	VI. Retained profit or loss brought forward (ADP 084-085)	083	180,279,146	194,105,797
	1 Retained profit	084	180,279,146	194,105,797
	2 Loss brought forward	085	0	0
	VII. Profit or loss for the business year (ADP 087-088)	086	46.928.570	25.842.301
	1 Profit for the business year	087	46.928.570	25.842.301
	2 Loss for the business year	088	0	0
	VIII. Minority (non-controlling) interest	089	0	0
B	PROVISIONS (ADP 091 to 096)	090	4,568,764	4,571,626
	1 Provisions for pensions, termination benefits and similar obligations	091	2,741,849	2,743,949
	2 Provisions for tax liabilities	092	0	0
	3 Provisions for ongoing legal cases	093	0	0
	4 Provisions for renewal of natural resources	094	0	0
	5 Provisions for warranty obligations	095	0	0
	6 Other provisions	096	1,826,915	1,827,677
C	LONG-TERM LIABILITIES (ADP 096 to 106)	097	183.610.568	196.129.536
	1 Liabilities to undertakings within the group	098	0	0
	2 Liabilities for loans, deposits, etc. of undertakings within the group	099	0	0
	3 Liabilities to companies linked by virtue of participating interests	100	0	0
	4 Liabilities for loans, deposits etc. of companies linked by virtue of participating interests	101	0	0
	5 Liabilities for loans, deposits etc.	102	9.865.523	8.922.241
	6 Liabilities to banks and other financial institutions	103	169.610.764	183.087.128
	7 Liabilities for advance payments	104	0	0
	8 Liabilities to suppliers	105	0	0
	9 Liabilities for securities	106	0	0
	10 Other long-term liabilities	107	4.134.281	4.120.167
	11 Deferred tax liability	108	0	0

Balance sheet

balance as at 31.3.2021, Submitter: AD Plastik Group

	Item 1	ADP code 2	Last day of the preceding business year 3	At the reporting date of the current period 4
LIABILITIES				
D	SHORT-TERM LIABILITIES (ADP 108 to 121)	109	474,574,696	423,359,556
1	Liabilities to undertakings within the group	110	0	0
2	Liabilities for loans, deposits, etc. of undertakings within the group	111	0	0
3	Liabilities to companies linked by virtue of participating interests	112	0	0
4	Liabilities for loans, deposits etc. of companies linked by virtue of participating interests	113	0	0
5	Liabilities for loans, deposits etc.	114	40,273,096	40,257,547
6	Liabilities to banks and other financial institutions	115	179,705,252	155,591,481
7	Liabilities for advance payments	116	32,128,831	30,932,249
8	Liabilities to suppliers	117	165,110,854	129,233,732
9	Liabilities for securities	118	0	0
10	Liabilities to employees	119	14,396,553	15,398,907
11	Taxes, contributions and similar liabilities	120	22,559,336	23,103,961
12	Liabilities arising from the share in the result	121	1,080,559	11,184,298
13	Liabilities arising from fixed assets held for sale	122	0	0
14	Other short-term liabilities	123	19,320,215	17,657,381
E	ACCRUALS AND DEFERRED INCOME	124	17,965,617	10,292,164
F	TOTAL – LIABILITIES (ADP 067+088+095+107+122)	125	1,541,345,071	1,491,760,137
G	OFF-BALANCE SHEET ITEMS	126	104,812,940	104,812,940



Statement of profit and loss

for the period 1.1.2021 to 31.3.2021
Submitter: AD Plastik Group

Item 1	ADP code 2	Same period of the previous year		Current period	
		Cumulative 3	Quarter 4	Cumulative 5	Quarter 6
I. OPERATING INCOME (ADP 126 to 130)	001	362,579,335	362,579,335	327,204,901	327,204,901
1 Income from sales with undertakings within the group	002	0	0	0	0
2 Income from sales (outside group)	003	348,171,152	348,171,152	323,941,030	323,941,030
3 Income from the use of own products, goods and services	004	131,285	131,285	128,015	128,015
4 Other operating income with undertakings within the group	005	0	0	0	0
5 Other operating income (outside the group)	006	14,276,898	14,276,898	3,135,856	3,135,856
II. OPERATING EXPENSES (ADP 08+009+013+017+018+019+022+029)	007	324,784,558	324,784,558	298,248,633	298,248,633
1 Changes in inventories of work in progress and finished goods	008	2,505,262	2,505,262	4,172,891	4,172,891
2 Material costs (ADP 010 to 012)	009	218,494,908	218,494,908	194,209,941	194,209,941
a) Costs of raw materials and consumables	010	182,848,915	182,848,915	148,263,875	148,263,875
b) Costs of goods sold	011	14,370,977	14,370,977	25,350,203	25,350,203
c) Other external costs	012	21,275,016	21,275,016	20,595,863	20,595,863
3 Staff costs (ADP 014 to 016)	013	62,019,098	62,019,098	63,264,491	63,264,491
a) Net salaries and wages	014	38,710,375	38,710,375	40,785,818	40,785,818
b) Tax and contributions from salary costs	015	13,747,127	13,747,127	13,162,585	13,162,585
c) Contributions on salaries	016	9,561,596	9,561,596	9,316,088	9,316,088
4 Depreciation	017	24,905,696	24,905,696	23,363,616	23,363,616
5 Other costs	018	15,658,527	15,658,527	11,551,586	11,551,586
6 Value adjustments (ADP 020+021)	019	0	0	0	0
a) fixed assets other than financial assets	020	0	0	0	0
b) current assets other than financial assets	021	0	0	0	0
7 Provisions (ADP 023 to 028)	022	0	0	0	0
a) Provisions for pensions, termination benefits and similar obligations	023	0	0	0	0
b) Provisions for tax liabilities	024	0	0	0	0
c) Provisions for ongoing legal cases	025	0	0	0	0
d) Provisions for renewal of natural resources	026	0	0	0	0
e) Provisions for warranty obligations	027	0	0	0	0
f) Other provisions	028	0	0	0	0
8 Other operating expenses	029	1,201,067	1,201,067	1,686,108	1,686,108

Statement of profit or loss

for the period 1.1.2021 to 31.3.2021
Submitter: AD Plastik Group

	Item 1	ADP code 2	Same period of the previous year		Current period	
			Cumulative 3	Quarter 4	Cumulative 5	Quarter 6
III.	FINANCIAL INCOME (ADP 031 to 040)	030	81,887	81,887	1,925,311	1,925,311
	1 Income from investments in holdings (shares) of undertakings within the group	031	0	0	0	0
	2 Income from investments in holdings (shares) of companies linked by virtue of participating interests	032	0	0	0	0
	3 Income from other long-term financial investment and loans granted to undertakings within the group	033	0	0	0	0
	4 Other interest income from operations with undertakings within the group	034	0	0	0	0
	5 Exchange rate differences and other financial income from operations with undertakings within the group	035	0	0	1,563,214	1,563,214
	6 Income from other long-term financial investments and loans	036	0	0	0	0
	7 Other interest income	037	81,887	81,887	156,692	156,692
	8 Exchange rate differences and other financial income	038	0	0	133,802	133,802
	9 Unrealised gains (income) from financial assets	039	0	0	0	0
	10 Other financial income	040	0	0	71,603	71,603
IV.	FINANCIAL EXPENSES (ADP 042 to 048)	041	15,208,276	15,208,276	1,638,674	1,638,674
	1 Interest expenses and similar expenses with undertakings within the group	042	0	0	0	0
	2 Exchange rate differences and other expenses from operations with undertakings within the group	043	4,617,708	4,617,708	0	0
	3 Interest expenses and similar expenses	044	2,820,802	2,820,802	1,638,674	1,638,674
	4 Exchange rate differences and other expenses	045	7,769,766	7,769,766	0	0
	5 Unrealised losses (expenses) from financial assets	046	0	0	0	0
	6 Value adjustments of financial assets (net)	047	0	0	0	0
	7 Other financial expenses	048	0	0	0	0
V.	SHARE IN PROFIT FROM UNDERTAKINGS LINKED BY VIRTUE OF PARTICIPATING INTERESTS	049	5,452,189	5,452,189	2,249,803	2,249,803
VI.	SHARE IN PROFIT FROM JOINT VENTURES	050	0	0	0	0
VII.	SHARE IN LOSS OF COMPANIES LINKED BY VIRTUE OF PARTICIPATING INTEREST	051	0	0	0	0
VIII.	SHARE IN LOSS OF JOINT VENTURES	052	0	0	0	0
IX.	TOTAL INCOME (ADP 001+030+049+050)	053	368,113,411	368,113,411	331,380,015	331,380,015
X.	TOTAL EXPENDITURE (ADP 007+041+051+052)	054	339,992,834	339,992,834	299,887,307	299,887,307
XI.	PRE-TAX PROFIT OR LOSS (ADP 053-054)	055	28,120,577	28,120,577	31,492,708	31,492,708
	1 Pre-tax profit (ADP 053-054)	056	28,120,577	28,120,577	31,492,708	31,492,708
	2 Pre-tax loss (ADP 054-053)	057	0	0	0	0
XII.	INCOME TAX	058	-40,181	-40,181	5,650,407	5,650,407
XIII.	PROFIT OR LOSS FOR THE PERIOD (ADP 055-059)	059	28,160,758	28,160,758	25,842,301	25,842,301
	1 Profit for the period (ADP 055-059)	060	28,160,758	28,160,758	25,842,301	25,842,301
	2 Loss for the period (ADP 059-055)	061	0	0	0	0

Statement of profit or loss

for the period 1.1.2021 to 31.3.2021
 Submitter: AD Plastik Group

Item 1	ADP code 2	Same period of the previous year		Current period		
		Cumulative 3	Quarter 4	Cumulative 5	Quarter 6	
DISCONTINUED OPERATIONS (to be filled in by undertakings subject to IFRS only with discontinued operations)						
XIV.	PRE-TAX PROFIT OR LOSS OF DISCONTINUED OPERATIONS (ADP 063-064)	062	0	0	0	0
	1 Pre-tax profit from discontinued operations	063	0	0	0	0
	2 Pre-tax loss on discontinued operations	064	0	0	0	0
XV.	INCOME TAX OF DISCONTINUED OPERATIONS	065	0	0	0	0
	1 Discontinued operations profit for the period (ADP 062-065)	066	0	0	0	0
	2 Discontinued operations loss for the period (ADP 065-062)	067	0	0	0	0
TOTAL OPERATIONS (to be filled in only by undertakings subject to IFRS with discontinued operations)						
XVI.	PRE-TAX PROFIT OR LOSS (ADP 055+062)	068	0	0	0	0
	1 Pre-tax profit (ADP 068)	069	0	0	0	0
	2 Pre-tax loss (ADP 068)	070	0	0	0	0
XVII.	INCOME TAX (ADP 058+065)	071	0	0	0	0
XVIII.	PROFIT OR LOSS FOR THE PERIOD (ADP 068-071)	072	0	0	0	0
	1 Profit for the period (ADP 068-071)	073	0	0	0	0
	2 Loss for the period (ADP 071-068)	074	0	0	0	0
APPENDIX to the P&L (to be filled in by undertakings that draw up consolidated annual financial statements)						
XIX.	PROFIT OR LOSS FOR THE PERIOD (ADP 076+077)	075	28,160,758	28,160,758	25,842,301	25,842,301
	1 Attributable to owners of the parent	076	28,160,758	28,160,758	25,842,301	25,842,301
	2 Attributable to minority (non-controlling) interest	077	0	0	0	0



Statement of profit or loss

for the period 1.1.2021 to 31.3.2021
Submitter: AD Plastik Group

Item 1	ADP code 2	Same period of the previous year		Current period		
		Cumulative 3	Quarter 4	Cumulative 5	Quarter 6	
STATEMENT OF OTHER COMPREHENSIVE INCOME (to be filled in by undertakings subject to IFRS)						
I.	PROFIT OR LOSS FOR THE PERIOD	078	28,160,758	28,160,758	25,842,301	25,842,301
II.	OTHER COMPREHENSIVE INCOME/LOSS BEFORE TAX (ADP 80+87)	079	-33,879,775	-33,879,775	3,032,352	3,032,352
III.	Items that will not be reclassified to profit or loss (ADP 081 to 085)	080	0	0	0	0
	1 Changes in revaluation reserves of fixed tangible and intangible assets	081	0	0	0	0
	2 Gains or losses from subsequent measurement of equity instruments at fair value through other comprehensive income	082	0	0	0	0
	3 Fair value changes of financial liabilities at fair value through statement of profit or loss, attributable to changes in their credit risk	083	0	0	0	0
	4 Actuarial gains/losses on the defined benefit obligation	084	0	0	0	0
	5 Other items that will not be reclassified	085	0	0	0	0
	6 Income tax relating to items that will not be reclassified	086	0	0	0	0
IV.	Items that may be reclassified to profit or loss (ADP 088 to 095)	087	-33,879,775	-33,879,775	3,032,352	3,032,352
	1 Exchange rate differences from translation of foreign operations	088	-33,879,775	-33,879,775	3,032,352	3,032,352
	2 Gains or losses from subsequent measurement of debt securities at fair value through other comprehensive income	089	0	0	0	0
	3 Profit or loss arising from effective cash flow hedging	090	0	0	0	0
	4 Profit or loss arising from effective hedge of a net investment in a foreign operation	091	0	0	0	0
	5 Share in other comprehensive income/loss of companies linked by virtue of participating interests	092	0	0	0	0
	6 Changes in fair value of the time value of option	093	0	0	0	0
	7 Changes in fair value of forward elements of forward contracts	094	0	0	0	0
	8 Other items that may be reclassified to profit or loss	095	0	0	0	0
	9 Income tax relating to items that may be reclassified to profit or loss	096	-3,909,253	-3,909,253	327,945	327,945
V.	NET OTHER COMPREHENSIVE INCOME OR LOSS (ADP 080+087- 086 - 096)	097	-29,970,522	-29,970,522	2,704,407	2,704,407
VI.	COMPREHENSIVE INCOME OR LOSS FOR THE PERIOD (ADP 078+097)	098	-1,809,764	-1,809,764	28,546,708	28,546,708
APPENDIX to the Statement on comprehensive income (to be filled in by undertakings that draw up consolidated statements)						
VI.	COMPREHENSIVE INCOME OR LOSS FOR THE PERIOD (ADP 100+101)	099	-1,809,764	-1,809,764	28,546,707	28,546,707
	1 1 Attributable to owners of the parent	100	-1,809,764	-1,809,764	28,546,707	28,546,707
	2 2 Attributable to minority (non-controlling) interest	101	0	0	0	0

Statement of cash flows

indirect method

for the period 1.1.2021 to 31.3.2021
Submitter: AD Plastik Group

Item 1	ADP code 2	Same period of the previous year 3	Current period 4
CASH FLOW FROM OPERATING ACTIVITIES			
1 Pre-tax profit	001	28,120,577	31,492,708
2 Adjustments (ADP 003 to 010):	002	48,970,377	30,227,559
a) Depreciation	003	24,905,696	23,363,616
b) Gains and losses from sale and value adjustment of fixed tangible and intangible assets	004	-11,677,680	44,438
c) Gains and losses from sale and unrealised gains and losses and value adjustment of financial assets	005	0	-71,603
d) Interest and dividend income	006	-81,887	-156,692
e) Interest expenses	007	2,820,802	1,638,674
f) Provisions	008	-497,612	0
g) Exchange rate differences (unrealised)	009	12,366,672	950,304
h) Other adjustments for non-cash transactions and unrealised gains and losses	010	21,134,386	4,458,822
I. Cash flow increase or decrease before changes in working capital (ADP 001+002)	011	77,090,954	61,720,267
3 Changes in the working capital (ADP 013 to 016)	012	6,924,484	-21,563,939
a) Increase or decrease in short-term liabilities	013	-21,651,297	-36,685,073
b) Increase or decrease in short-term receivables	014	15,169,050	995,273
c) Increase or decrease in inventories	015	13,406,731	14,125,861
d) Other increase or decrease in working capital	016	0	0
II. Cash from operations (ADP 011+012)	017	84,015,438	40,156,328
4 Interest paid	018	-2,125,775	-1,894,945
5 Income tax paid	019	-9,039	-205,078
A NET CASH FLOW FROM OPERATING ACTIVITIES (ADP 017 to 019)	020	81,880,624	38,056,305
CASH FLOW FROM INVESTMENT ACTIVITIES			
1 Cash receipts from sales of fixed tangible and intangible assets	021	25,706,669	0
2 Cash receipts from sales of financial instruments	022	0	133,303
3 Interest received	023	79,800	93,365
4 Dividends received	024	0	0
5 Cash receipts from repayment of loans and deposits	025	0	0
6 Other cash receipts from investment activities	026	891,603	0
III. Total cash receipts from investment activities (ADP 021 to 026)	027	26,678,072	226,668
1 Cash payments for the purchase of fixed tangible and intangible assets	028	-10,765,797	-10,945,815
2 Cash payments for the acquisition of financial instruments	029	0	0
3 Cash payments for loans and deposits for the period	030	0	0
4 Acquisition of a subsidiary, net of cash acquired	031	0	0
5 Other cash payments from investment activities	032	0	0
IV. Total cash payments from investment activities (ADP 028 to 032)	033	-10,765,797	-10,945,815
B NET CASH FLOW FROM INVESTMENT ACTIVITIES (ADP 027 +033)	034	15,912,275	-10,719,147

Statement of cash flows

indirect method

for the period 1.1.2021 to 31.3.2021
 Submitter: AD Plastik Group

Item	ADP code	Same period of the previous year	Current period
1	2	3	4
CASH FLOW FROM FINANCING ACTIVITIES			
1 Cash receipts from the increase in initial (subscribed) capital	035	0	0
2 Cash receipts from the issue of equity financial instruments and debt financial instruments	036	0	0
3 Cash receipts from credit principals, loans and other borrowings	037	52,504,566	42,938,125
4 Other cash receipts from financing activities	038	0	0
V. Total cash receipts from financing activities (ADP 035 to 038)	039	52,504,566	42,938,125
1 Cash payments for the repayment of credit principals, loans and other borrowings and debt financial instruments	040	-53,585,370	-55,803,104
2 Cash payments for dividends	041	-11,482,604	-23,006,285
3 Cash payments for finance lease	042	-2,059,128	-1,720,404
4 Cash payments for the redemption of treasury shares and decrease in initial (subscribed) capital	043	0	0
5 Other cash payments from financing activities	044	0	0
VI. Total cash payments from financing activities (ADP 040 to 044)	045	-67,127,102	-80,529,793
C NET CASH FLOW FROM FINANCING ACTIVITIES (ADP 039 +045)	046	-14,622,536	-37,591,668
1 Unrealised exchange rate differences in respect of cash and cash equivalents	047	20,802	56,798
D NET INCREASE OR DECREASE IN CASH FLOWS (ADP 020+034+046+047)	048	83,191,165	-10,197,712
E CASH AND CASH EQUIVALENTS AT THE BEGINNING OF THE PERIOD	049	27,071,513	62,666,842
F CASH AND CASH EQUIVALENTS AT THE END OF THE PERIOD(ADP 048+049)	050	110,262,678	52,469,130



Statement of changes in equity

for the period 1.1.2021 to 31.3.2021
Submitter: AD Plastik Group

Item	ADP code	Attributable to owners of the parent																Minority (non-controlling) interest	Total capital and reserves
		Initial (subscribed) capital	Capital reserves	Legal reserves	Reserves for treasury shares	Treasury shares and holdings (deductible item)	Statutory reserves	Other reserves	Revaluation reserves	Fair value of financial assets through other comprehensive income (available for sale)	Cash flow hedge - effective portion	Hedge of a net investment in a foreign operation - effective portion	Other fair value reserves	Exchange rate differences from translation of foreign operations	Retained profit / loss brought forward	Profit/loss for the business year	Total attributable to owners of the parent		
1	2	3	4	5	6	7	8	9	10	11	12	13	14	15	16	17	18 (3 to 6 - 7 + 8 to 17)	19	20 (18+19)
PREVIOUS PERIOD																			
1	01	419,958,400	192,394,466	6,123,451	20,890,463	11,795,123	125,369	54,720,113	-6,019,702	0	0	0	0	-32,762,994	125,773,727	93,276,877	862,685,047	0	862,685,047
2	02	0	0	0	0	0	0	0	0	0	0	0	0	0	0	0	0	0	0
3	03	0	0	0	0	0	0	0	0	0	0	0	0	0	0	0	0	0	0
4	04	419,958,400	192,394,466	6,123,451	20,890,463	11,795,123	125,369	54,720,113	-6,019,702	0	0	0	0	-32,762,994	125,773,727	93,276,877	862,685,047	0	862,685,047
5	05	0	0	0	0	0	0	0	0	0	0	0	0	0	0	28,160,758	28,160,758	0	28,160,758
6	06	0	0	0	0	0	0	0	0	0	0	0	0	-14,333,509	0	0	-14,333,509	0	-14,333,509
7	07	0	0	0	0	0	0	0	0	0	0	0	0	0	0	0	0	0	0
8	08	0	0	0	0	0	0	0	0	0	0	0	0	0	0	0	0	0	0
9	09	0	0	0	0	0	0	0	0	0	0	0	0	0	0	0	0	0	0
10	10	0	0	0	0	0	0	0	0	0	0	0	0	0	0	0	0	0	0
11	11	0	0	0	0	0	0	0	0	0	0	0	0	0	0	0	0	0	0
12	12	0	0	0	0	0	0	0	0	0	0	0	0	0	0	0	0	0	0
13	13	0	0	0	0	0	0	0	-19,546,266	0	0	0	0	0	0	0	-19,546,266	0	-19,546,266
14	14	0	0	0	0	0	0	0	3,909,253	0	0	0	0	0	0	0	3,909,253	0	3,909,253
15	15	0	0	0	0	0	0	0	0	0	0	0	0	0	0	0	0	0	0
16	16	0	0	0	0	0	0	0	0	0	0	0	0	0	0	0	0	0	0
17	17	0	0	0	0	0	0	0	0	0	0	0	0	0	0	0	0	0	0
18	18	0	0	0	0	0	0	0	0	0	0	0	0	0	0	0	0	0	0
19	19	0	0	0	0	0	0	0	0	0	0	0	0	0	0	0	0	0	0
20	20	0	0	0	0	0	0	0	0	0	0	0	0	0	-16,522,104	0	-16,522,104	0	-16,522,104
21	21	0	0	-862,855	0	0	0	0	3,549,212	0	0	0	0	0	862,855	0	3,549,212	0	3,549,212
22	22	0	0	0	0	0	0	0	0	0	0	0	0	0	93,276,877	-93,276,877	0	0	0
23	23	0	0	0	0	0	0	0	0	0	0	0	0	0	0	0	0	0	0
24	24	419,958,400	192,394,466	5,260,596	20,890,463	11,795,123	125,369	54,720,113	-18,107,503	0	0	0	0	-47,096,503	203,391,355	28,160,758	847,902,391	0	847,902,391
APPENDIX TO THE STATEMENT OF CHANGES IN EQUITY (to be filled in by undertakings that draw up financial statements in accordance with the IFRS)																			
I.	25	0	0	0	0	0	0	0	-15,637,013	0	0	0	0	-14,333,509	0	0	-29,970,522	0	-29,970,522
II.	26	0	0	0	0	0	0	0	-15,637,013	0	0	0	0	-14,333,509	0	28,160,758	-1,809,764	0	-1,809,764
III.	27	0	0	-862,855	0	0	0	0	3,549,212	0	0	0	0	0	77,617,628	-93,276,877	-12,972,892	0	-12,972,892

Statement of changes in equity

for the period 1.1.2021 to 31.3.2021
Submitter: AD Plastik Group

Item	ADP code	Attributable to owners of the parent																Minority (non-controlling) interest	Total capital and reserves
		Initial (subscribed) capital	Capital reserves	Legal reserves	Reserves for treasury shares	Treasury shares and holdings (deductible item)	Statutory reserves	Other reserves	Revaluation reserves	Fair value of financial assets through other comprehensive income (available for sale)	Cash flow hedge - effective portion	Hedge of a net investment in a foreign operation - effective portion	Other fair value reserves	Exchange rate differences from translation of foreign operations	Retained profit / loss brought forward	Profit/loss for the business year	Total attributable to owners of the parent		
1	2	3	4	5	6	7	8	9	10	11	12	13	14	15	16	17	18 (3 to 6 - 7 + 8 to 17)	19	20 (18+19)
CURRENT PERIOD																			
1	28	419,958,400	192,394,466	6,674,128	20,890,463	11,795,123	125,369	76,418,790	-20,791,430	0	0	0	0	-50,457,354	180,279,146	46,928,570	860,625,425	0	860,625,425
2	29	0	0	0	0	0	0	0	0	0	0	0	0	0	0	0	0	0	0
3	30	0	0	0	0	0	0	0	0	0	0	0	0	0	0	0	0	0	0
4	31	419,958,400	192,394,466	6,674,128	20,890,463	11,795,123	125,369	76,418,790	-20,791,430	0	0	0	0	-50,457,354	180,279,146	46,928,570	860,625,425	0	860,625,425
5	32	0	0	0	0	0	0	0	0	0	0	0	0	0	0	25,842,301	25,842,301	0	25,842,301
6	33	0	0	0	0	0	0	0	0	0	0	0	0	1,392,625	0	0	1,392,625	0	1,392,625
7	34	0	0	0	0	0	0	0	0	0	0	0	0	0	0	0	0	0	0
8	35	0	0	0	0	0	0	0	0	0	0	0	0	0	0	0	0	0	0
9	36	0	0	0	0	0	0	0	0	0	0	0	0	0	0	0	0	0	0
10	37	0	0	0	0	0	0	0	0	0	0	0	0	0	0	0	0	0	0
11	38	0	0	0	0	0	0	0	0	0	0	0	0	0	0	0	0	0	0
12	39	0	0	0	0	0	0	0	0	0	0	0	0	0	0	0	0	0	0
13	40	0	0	0	0	0	0	0	1,599,733	0	0	0	0	0	0	0	1,599,733	0	1,599,733
14	41	0	0	0	0	0	0	0	-287,952	0	0	0	0	0	0	0	-287,952	0	-287,952
15	42	0	0	0	0	0	0	0	0	0	0	0	0	0	0	0	0	0	0
16	43	0	0	0	0	0	0	0	0	0	0	0	0	0	0	0	0	0	0
17	44	0	0	0	0	0	0	0	0	0	0	0	0	0	0	0	0	0	0
18	45	0	0	0	0	0	0	0	0	0	0	0	0	0	0	0	0	0	0
19	46	0	0	0	0	0	0	0	0	0	0	0	0	0	0	0	0	0	0
20	47	0	0	0	0	0	0	0	0	0	0	0	0	0	-33,101,919	0	-33,101,919	0	-33,101,919
21	48	0	104,891	0	0	-1,232,151	0	0	0	0	0	0	0	0	0	0	1,337,042	0	1,337,042
22	49	0	0	0	0	0	0	0	0	0	0	0	0	0	46,928,570	-46,928,570	0	0	0
23	50	0	0	0	0	0	0	0	0	0	0	0	0	0	0	0	0	0	0
24	51	419,958,400	192,499,357	6,674,128	20,890,463	10,562,972	125,369	76,418,790	-19,479,649	0	0	0	0	-49,064,729	194,105,797	25,842,301	857,407,255	0	857,407,255
APPENDIX TO THE STATEMENT OF CHANGES IN EQUITY (to be filled in by undertakings that draw up financial statements in accordance with the IFRS)																			
I.	52	0	0	0	0	0	0	0	1,311,781	0	0	0	0	1,392,625	0	0	2,704,406	0	2,704,406
II.	53	0	0	0	0	0	0	0	1,311,781	0	0	0	0	1,392,625	0	25,842,301	28,546,707	0	28,546,707
III.	54	0	104,891	0	0	-1,232,151	0	0	0	0	0	0	0	0	13,826,651	-46,928,570	-31,764,877	0	-31,764,877

Notes to financial statements - TFI

(drawn up for quarterly reporting periods)

Name of the issuer:	AD PLASTIK d.d.
Headquarter:	Ul. Antuna Gustava Matoša 8, 21210, Solin, Croatia
Personal identification number (OIB):	48351740621
MBS:	060007090
Reporting period:	1. 1. 2021 - 31. 3. 2021

Notes to financial statements are available as part of AD Plastik Group's Interim Report. Interim Report is available on Zagreb Stock Exchange website.

AD Plastik Group Integrated annual report for 2020 year is available on Zagreb Stock Exchange website.

Same accounting policies are applied while drawing up financial statements for current reporting period as in the latest annual financial statements.

AD Plastik d.d. has issued corporate guarantees for the needs of subsidiaries in the following amounts: to banks HRK 67,490 thousand, to customers HRK 22,691 thousand and to suppliers HRK 12,903 thousand.

Amount owed by AD Plastik Group and falling due after more than five years amounts to HRK 2,262 thousand.

The average number of employees of AD Plastik Group in the period from 1.1.2021. to 31.3.2021. was 2,861.

In intangible assets in the period from 1.1.2021. to 31.3.2021., the cost of net salaries and wages of HRK 982,518, the cost of taxes and contributions from salaries of HRK 340,233, and the cost of contributions to salaries of HRK 192,324 were capitalized.

Deferred tax asset on 31.12.2020 amounts HRK 16,170 thousand. Decrease in reporting period in amount of HRK 1,951 thousand refers to recognition of deferred tax assets based on tax relief on capital investment and decrease in amount of HRK 877 thousand refers to recognition of deferred tax asset based on accumulated tax losses.

In a comparative period, the financial income / expenses were reduced by HRK 8.432 thousand as a result of the presentation of the exchange rate differences on a net basis.



Annex 1

ISSUER'S GENERAL DATA

Reporting period:	1. 1. 2021	to	31. 3. 2021
Year:	2021	Quarter:	1.

Quarterly financial statements

Registration number (MB):	03440494	Issuer's home Member State code:	HR
Entity's registration number (MBS):	060007090		
Personal identification number (OIB):	48351740621	LEI	549300NFX18SRZHNT751
Institution code:	382		
Name of the issuer:	AD PLASTIK d.d.		
Postcode and town:	21210	Solin	
Street and house number:	Matoševa 8		
E-mail address:	informacije@adplastik.hr		
Web address:	www.adplastik.hr		
Number of employees (end of the reporting period):	1476		
Consolidated report:	KN	(KN-not consolidated/KD-consolidated)	
Audited:	RN	(RN-not audited/RD-audited)	

Names of subsidiaries (according to IFRS):	Registered office:	MB:

Bookkeeping firm:	No	(Yes/No)
Contact person:	Jurun Krešimir	(only name and surname of the contact person)
Telephone:	021/206-663	
E-mail address:	kresimir.jurun@adplastik.hr	
Audit firm:		(name of the audit firm)
Certified auditor:		(name and surname)

Balance sheet

balance as at 31.3.2021, Submitter: AD Plastik d.d.

	Item 1	ADP code 2	Last day of the preceding business year 3	At the reporting date of the current period 4
ASSETS				
A	RECEIVABLES FOR SUBSCRIBED CAPITAL UNPAID	001	0	0
B	FIXED ASSETS (ADP 003+010+020+031+036)	002	935,859,049	922,296,414
	I. Intangible assets (ADP 004 to 009)	003	70,478,753	69,812,485
	1 Research and development	004	41,698,782	37,843,098
	2 Concessions, patents, licences, trademarks, software and other rights	005	1,887,803	1,581,443
	3 Goodwill	006	0	0
	4 Advances for the purchase of intangible assets	007	0	0
	5 Intangible assets in preparation	008	23,088,598	26,864,927
	6 Other intangible assets	009	3,803,570	3,523,017
	II. Tangible assets (ADP 011 to 019)	010	587,886,592	576,559,751
	1 Land	011	130,739,904	130,739,904
	2 Buildings	012	179,678,878	179,323,310
	3 Plant and equipment	013	204,329,017	197,058,863
	4 Tools, working inventory and transportation assets	014	38,910,750	37,282,555
	5 Biological assets	015	0	0
	6 Advances for the purchase of tangible assets	016	0	0
	7 Tangible assets in preparation	017	4,835,070	4,628,609
	8 Other tangible assets	018	6,576,959	4,710,496
	9 Investment property	019	22,816,014	22,816,014
	III. Fixed financial assets (ADP 021 to 030)	020	247,414,732	247,796,456
	1 Investments in holdings (shares) of undertakings within the group	021	127,611,746	127,611,746
	2 Investments in other securities of undertakings within the group	022	0	0
	3 Loans, deposits, etc. to undertakings within the group	023	97,986,131	98,429,555
	4 Investments in holdings (shares) of companies linked by virtue of participating interests	024	21,755,155	21,755,155
	5 Investment in other securities of companies linked by virtue of participating interests	025	0	0
	6 Loans, deposits etc. to companies linked by virtue of participating interests	026	0	0
	7 Investments in securities	027	61,700	0
	8 Loans, deposits, etc. given	028	0	0
	9 Other investments accounted for using the equity method	029	0	0
	10 Other fixed financial assets	030	0	0
	IV. Receivables (ADP 032 to 035)	031	18,573,514	18,573,514
	1 Receivables from undertakings within the group	032	18,573,514	18,573,514
	2 Receivables from companies linked by virtue of participating interests	033	0	0
	3 Customer receivables	034	0	0
	4 Other receivables	035	0	0
	V. Deferred tax assets	036	11,505,458	9,554,208

Balance sheet

balance as at 31.3.2021, Submitter: AD Plastik d.d.

	Item 1	ADP code 2	Last day of the preceding business year 3	At the reporting date of the current period 4
ASSETS				
C	CURRENT ASSETS (ADP 038+046+053+063)	037	401,064,627	366,367,423
	I. Inventories (ADP 039 to 045)	038	100,389,467	89,254,928
	1 Raw materials and consumables	039	49,070,969	50,931,552
	2 Work in progress	040	6,474,541	7,077,184
	3 Finished goods	041	18,460,231	15,833,751
	4 Merchandise	042	21,367,054	9,185,714
	5 Advances for inventories	043	5,016,672	6,226,727
	6 Fixed assets held for sale	044	0	0
	7 Biological assets	045	0	0
	II. Receivables (ADP 047 to 052)	046	240,585,036	220,604,205
	1 Receivables from undertakings within the group	047	25,764,328	35,748,791
	2 Receivables from companies linked by virtue of participating interests	048	4,378,797	4,489,392
	3 Customer receivables	049	195,530,325	172,336,718
	4 Receivables from employees and members of the undertaking	050	2,659	32,972
	5 Receivables from government and other institutions	051	12,570,132	6,443,575
	6 Other receivables	052	2,338,795	1,552,757
	III. Current financial assets (ADP 054 to 062)	053	24,421,060	25,110,089
	1 Investments in holdings (shares) of undertakings within the group	054	0	0
	2 Investments in other securities of undertakings within the group	055	0	0
	3 Loans, deposits, etc. to undertakings within the group	056	23,523,317	24,212,347
	4 Investments in holdings (shares) of companies linked by virtue of participating interests	057	0	0
	5 Investment in other securities of companies linked by virtue of participating interests	058	0	0
	6 Loans, deposits etc. to companies linked by virtue of participating interests	059	0	0
	7 Investments in securities	060	0	0
	8 Loans, deposits, etc. given	061	897,743	897,742
	9 Other financial assets	062	0	0
	IV. Cash at bank and in hand	063	35,669,064	31,398,201
D	PREPAID EXPENSES AND ACCRUED INCOME	064	20,694,662	7,528,743
E	TOTAL ASSETS (ADP 001+002+037+064)	065	1,357,618,338	1,296,192,580
F	OFF-BALANCE SHEET ITEMS	066	104,812,940	104,812,940

Balance sheet

balance as at 31.3.2021, Submitter: AD Plastik d.d.

	Item 1	ADP code 2	Last day of the preceding business year 3	At the reporting date of the current period 4
LIABILITIES				
A	CAPITAL AND RESERVES (ADP 068 to 070+076+077+081+084+087)	067	827,684,282	807,939,139
	I. Initial (subscribed) capital	068	419,958,400	419,958,400
	II. Capital reserves	069	191,988,358	192,093,249
	III. Reserves from profit (ADP 071+072-073+074+075)	070	91,642,982	92,875,135
	1 Legal reserves	071	6,128,852	6,128,852
	2 Reserves for treasury shares	072	20,890,463	20,890,463
	3 Treasury shares and holdings (deductible item)	073	-11,795,123	-10,562,970
	4 Statutory reserves	074	0	0
	5 Other reserves	075	76,418,790	76,418,790
	IV. Revaluation reserves	076	0	0
	V. Fair value reserves (ADP 078 to 082)	077	0	0
	1 Financial assets at fair value through other comprehensive income (i.e. available for sale)	078	0	0
	2 Cash flow hedge - effective portion	079	0	0
	3 Hedge of a net investment in a foreign operation - effective portion	080	0	0
	4 Other fair value reserves	081	0	0
	5 Exchange differences arising from the translation of foreign operations (consolidation)	082	0	0
	VI. Retained profit or loss brought forward (ADP 087-088)	083	55,461,922	90,992,632
	1 Retained profit	084	55,461,922	90,992,632
	2 Loss brought forward	085	0	0
	VII. Profit or loss for the business year (ADP 085-086)	086	68,632,630	12,019,723
	1 Profit for the business year	087	68,632,630	12,019,723
	2 Loss for the business year	088	0	0
	VIII. Minority (non-controlling) interest	089	0	0
B	PROVISIONS (ADP 091 to 096)	090	3,985,041	3,985,041
	1 Provisions for pensions, termination benefits and similar obligations	091	2,289,473	2,289,473
	2 Provisions for tax liabilities	092	0	0
	3 Provisions for ongoing legal cases	093	0	0
	4 Provisions for renewal of natural resources	094	0	0
	5 Provisions for warranty obligations	095	0	0
	6 Other provisions	096	1,695,568	1,695,568
C	LONG-TERM LIABILITIES (ADP 098 to 108)	097	143,171,708	151,418,082
	1 Liabilities to undertakings within the group	098	0	0
	2 Liabilities for loans, deposits, etc. of undertakings within the group	099	0	0
	3 Liabilities to companies linked by virtue of participating interests	100	0	0
	4 Liabilities for loans, deposits etc. of companies linked by virtue of participating interests	101	0	0
	5 Liabilities for loans, deposits etc.	102	185,023	0
	6 Liabilities to banks and other financial institutions	103	139,426,105	147,857,502
	7 Liabilities for advance payments	104	0	0
	8 Liabilities to suppliers	105	0	0
	9 Liabilities for securities	106	0	0
	10 Other long-term liabilities	107	3,560,580	3,560,580
	11 Deferred tax liability	108	0	0

Balance sheet

balance as at 31.3.2021, Submitter: AD Plastik d.d.

	Item 1	ADP code 2	Last day of the preced- ing business year 3	At the reporting date of the current period 4
LIABILITIES				
D	SHORT-TERM LIABILITIES (ADP 110 to 121)	109	366,885,504	324,459,874
1	Liabilities to undertakings within the group	110	11,239,360	8,786,954
2	Liabilities for loans, deposits, etc. of undertakings within the group	111	0	0
3	Liabilities to companies linked by virtue of participating interests	112	0	0
4	Liabilities for loans, deposits etc. of companies linked by virtue of participating interests	113	0	0
5	Liabilities for loans, deposits etc.	114	37,684,490	37,847,545
6	Liabilities to banks and other financial institutions	115	153,458,003	137,168,465
7	Liabilities for advance payments	116	6,798,447	6,206,227
8	Liabilities to suppliers	117	121,734,469	91,416,034
9	Liabilities for securities	118	0	0
10	Liabilities to employees	119	10,445,251	10,261,543
11	Taxes, contributions and similar liabilities	120	9,142,639	7,849,624
12	Liabilities arising from the share in the result	121	91,373	10,187,008
13	Liabilities arising from fixed assets held for sale	122	0	0
14	Other short-term liabilities	123	16,291,472	14,736,474
E	ACCRUALS AND DEFERRED INCOME	124	15,891,793	8,390,444
F	TOTAL – LIABILITIES (AOP 067+090+097+109+124)	125	1,357,618,338	1,296,192,580
G	OFF-BALANCE SHEET ITEMS	126	104,812,940	104,812,940



Statement of profit and loss

for the period 1.1.2021 to 31.3.2021
 Submitter: AD Plastik d.d.

Item 1	ADP code 2	Same period of the previous year		Current period	
		Cumulative 3	Quarter 4	Cumulative 5	Quarter 6
I. OPERATING INCOME (ADP 126 to 130)	001	258,878,041	258,878,041	217,404,263	217,404,263
1 Income from sales with undertakings within the group	002	10,686,510	10,686,510	13,917,254	13,917,254
2 Income from sales (outside group)	003	234,560,965	234,560,965	200,780,073	200,780,073
3 Income from the use of own products, goods and services	004	131,285	131,285	104,508	104,508
4 Other operating income with undertakings within the group	005	16,176	16,176	250,602	250,602
5 Other operating income (outside the group)	006	13,483,105	13,483,105	2,351,826	2,351,826
II. OPERATING EXPENSES (ADP 08+009+013+017+018+019+022+029)	007	231,264,383	231,264,383	205,937,075	205,937,075
1 Changes in inventories of work in progress and finished goods	008	1,003,745	1,003,745	1,757,331	1,757,331
2 Material costs (ADP 010 to 012)	009	161,246,231	161,246,231	135,774,011	135,774,011
a) Costs of raw materials and consumables	010	121,083,045	121,083,045	87,848,927	87,848,927
b) Costs of goods sold	011	24,973,178	24,973,178	34,025,657	34,025,657
c) Other external costs	012	15,190,008	15,190,008	13,899,427	13,899,427
3 Staff costs (ADP 014 to 016)	013	38,791,479	38,791,479	41,442,293	41,442,293
a) Net salaries and wages	014	23,984,942	23,984,942	26,875,103	26,875,103
b) Tax and contributions from salary costs	015	9,750,522	9,750,522	9,306,490	9,306,490
c) Contributions on salaries	016	5,056,015	5,056,015	5,260,700	5,260,700
4 Depreciation	017	17,711,281	17,711,281	17,539,591	17,539,591
5 Other costs	018	12,119,136	12,119,136	8,664,472	8,664,472
6 Value adjustments (ADP 020+021)	019	0	0	0	0
a) fixed assets other than financial assets	020	0	0	0	0
b) current assets other than financial assets	021	0	0	0	0
7 Provisions (ADP 023 to 028)	022	0	0	0	0
a) Provisions for pensions, termination benefits and similar obligations	023	0	0	0	0
b) Provisions for tax liabilities	024	0	0	0	0
c) Provisions for ongoing legal cases	025	0	0	0	0
d) Provisions for renewal of natural resources	026	0	0	0	0
e) Provisions for warranty obligations	027	0	0	0	0
f) Other provisions	028	0	0	0	0
8 Other operating expenses	029	392.512	392.512	759.377	759.377

Statement of profit and loss

for the period 1.1.2021 to 31.3.2021
Submitter: AD Plastik d.d.

	Item 1	ADP code 2	Same period of the previous year		Current period	
			Cumulative 3	Quarter 4	Cumulative 5	Quarter 6
III.	FINANCIAL INCOME (ADP 031 to 040)	030	9,219,970	9,219,970	4.121.471	4.121.471
	1 Income from investments in holdings (shares) of undertakings within the group	031	0	0	0	0
	2 Income from investments in holdings (shares) of companies linked by virtue of participating interests	032	5,093,396	5,093,396	2.497.758	2.497.758
	3 Income from other long-term financial investment and loans granted to undertakings within the group	033	0	0	0	0
	4 Other interest income from operations with undertakings within the group	034	872,203	872,203	856.361	856.361
	5 Exchange rate differences and other financial income from operations with undertakings within the group	035	3,254,161	3,254,161	694.777	694.777
	6 Income from other long-term financial investments and loans	036	0	0	0	0
	7 Other interest income	037	210	210	972	972
	8 Exchange rate differences and other financial income	038	0	0	0	0
	9 Unrealised gains (income) from financial assets	039	0	0	0	0
	10 Other financial income	040	0	0	71.603	71.603
IV.	FINANCIAL EXPENSES (ADP 042 to 048)	041	5,297,167	5,297,167	1,617,686	1,617,686
	1 Interest expenses and similar expenses with undertakings within the group	042	0	0	0	0
	2 Exchange rate differences and other expenses from operations with undertakings within the group	043	0	0	0	0
	3 Interest expenses and similar expenses	044	1,990,162	1,990,162	1,286,496	1,286,496
	4 Exchange rate differences and other expenses	045	3,307,005	3,307,005	331,190	331,190
	5 Unrealised losses (expenses) from financial assets	046	0	0	0	0
	6 Value adjustments of financial assets (net)	047	0	0	0	0
	7 Other financial expenses	048	0	0	0	0
V.	SHARE IN PROFIT FROM UNDERTAKINGS LINKED BY VIRTUE OF PARTICIPATING INTERESTS	049	0	0	0	0
VI.	SHARE IN PROFIT FROM JOINT VENTURES	050	0	0	0	0
VII.	SHARE IN LOSS OF COMPANIES LINKED BY VIRTUE OF PARTICIPATING INTEREST	051	0	0	0	0
VIII.	SHARE IN LOSS OF JOINT VENTURES	052	0	0	0	0
IX.	TOTAL INCOME (ADP 001+030+049+050)	053	268,098,011	268,098,011	221,525,734	221,525,734
X.	TOTAL EXPENDITURE (ADP 007+041+051+052)	054	236,561,550	236,561,550	207,554,761	207,554,761
XI.	PRE-TAX PROFIT OR LOSS (ADP 053-054)	055	31,536,461	31,536,461	13,970,973	13,970,973
	1 Pre-tax profit (ADP 053-054)	056	31,536,461	31,536,461	13,970,973	13,970,973
	2 Pre-tax loss (ADP 054-053)	057	0	0	0	0
XII.	INCOME TAX	058	0	0	1,951,250	1,951,250
XIII.	PROFIT OR LOSS FOR THE PERIOD (ADP 055-059)	059	31,536,461	31,536,461	12,019,723	12,019,723
	1 Profit for the period (ADP 055-059)	060	31,536,461	31,536,461	12,019,723	12,019,723
	2 Loss for the period (ADP 059-055)	061	0	0	0	0

Statement of profit and loss

for the period 1.1.2021 to 31.3.2021
Submitter: AD Plastik d.d.

Item 1	ADP code 2	Same period of the previous year		Current period		
		Cumulative 3	Quarter 4	Cumulative 5	Quarter 6	
DISCONTINUED OPERATIONS (to be filled in by undertakings subject to IFRS only with discontinued operations)						
XIV.	PRE-TAX PROFIT OR LOSS OF DISCONTINUED OPERATIONS (ADP 063-064)	062	0	0	0	0
	1 Pre-tax profit from discontinued operations	063	0	0	0	0
	2 Pre-tax loss on discontinued operations	064	0	0	0	0
XV.	INCOME TAX OF DISCONTINUED OPERATIONS	065	0	0	0	0
	1 Discontinued operations profit for the period (ADP 062-065)	066	0	0	0	0
	2 Discontinued operations loss for the period (ADP 065-062)	067	0	0	0	0
TOTAL OPERATIONS (to be filled in only by undertakings subject to IFRS with discontinued operations)						
XVI.	PRE-TAX PROFIT OR LOSS (ADP 055+062)	068	0	0	0	0
	1 Pre-tax profit (ADP 068)	069	0	0	0	0
	2 Pre-tax loss (ADP 068)	070	0	0	0	0
XVII.	INCOME TAX (ADP 058+065)	071	0	0	0	0
XVIII.	PROFIT OR LOSS FOR THE PERIOD (ADP 068-071)	072	0	0	0	0
	1 Profit for the period (ADP 068-071)	073	0	0	0	0
	2 Loss for the period (ADP 071-068)	074	0	0	0	0
APPENDIX to the P&L (to be filled in by undertakings that draw up consolidated annual financial statements)						
XIX.	PROFIT OR LOSS FOR THE PERIOD (ADP 076+077)	075	0	0	0	0
	1 Attributable to owners of the parent	076	0	0	0	0
	2 Attributable to minority (non-controlling) interest	077	0	0	0	0



Statement of profit and loss

for the period 1.1.2021 to 31.3.2021
Submitter: AD Plastik d.d.

Item 1	ADP code 2	Same period of the previous year		Current period		
		Cumulative 3	Quarter 4	Cumulative 5	Quarter 6	
STATEMENT OF OTHER COMPREHENSIVE INCOME (to be filled in by undertakings subject to IFRS)						
I.	PROFIT OR LOSS FOR THE PERIOD	078	31,536,461	31,536,461	12,019,723	12,019,723
II.	OTHER COMPREHENSIVE INCOME/LOSS BEFORE TAX (ADP 80+87)	079	0	0	0	0
III.	Items that will not be reclassified to profit or loss (ADP 081 to 085)	080	0	0	0	0
1	Changes in revaluation reserves of fixed tangible and intangible assets	081	0	0	0	0
2	Gains or losses from subsequent measurement of equity instruments at fair value through other comprehensive income	082	0	0	0	0
3	Fair value changes of financial liabilities at fair value through statement of profit or loss, attributable to changes in their credit risk	083	0	0	0	0
4	Actuarial gains/losses on the defined benefit obligation	084	0	0	0	0
5	Other items that will not be reclassified	085	0	0	0	0
6	Income tax relating to items that will not be reclassified	086	0	0	0	0
IV.	Items that may be reclassified to profit or loss (ADP 088 to 095)	087	0	0	0	0
1	Exchange rate differences from translation of foreign operations	088	0	0	0	0
2	Gains or losses from subsequent measurement of debt securities at fair value through other comprehensive income	089	0	0	0	0
3	Profit or loss arising from effective cash flow hedging	090	0	0	0	0
4	Profit or loss arising from effective hedge of a net investment in a foreign operation	091	0	0	0	0
5	Share in other comprehensive income/loss of companies linked by virtue of participating interests	092	0	0	0	0
6	Changes in fair value of the time value of option	093	0	0	0	0
7	Changes in fair value of forward elements of forward contracts	094	0	0	0	0
8	Other items that may be reclassified to profit or loss	095	0	0	0	0
9	Income tax relating to items that may be reclassified to profit or loss	096	0	0	0	0
V.	NET OTHER COMPREHENSIVE INCOME OR LOSS (ADP 080+087- 086 - 096)	097	0	0	0	0
VI.	COMPREHENSIVE INCOME OR LOSS FOR THE PERIOD (ADP 078+097)	098	31,536,461	31,536,461	12,019,723	12,019,723
APPENDIX to the Statement on comprehensive income (to be filled in by undertakings that draw up consolidated statements)						
VI.	COMPREHENSIVE INCOME OR LOSS FOR THE PERIOD (ADP 100+101)	099	0	0	0	0
1	1 Attributable to owners of the parent	100	0	0	0	0
2	2 Attributable to minority (non-controlling) interest	101	0	0	0	0

Statement of cash flows

indirect method

for the period 1.1.2021 to 31.3.2021
Submitter: AD Plastik d.d.

Item 1	ADP code 2	Same period of the previous year 3	Current period 4
CASH FLOW FROM OPERATING ACTIVITIES			
1 Pre-tax profit	001	31,536,461	13,970,973
2 Adjustments (ADP 003 to 010):	002	27,380,166	21,788,306
a) Depreciation	003	17,711,281	17,539,591
b) Gains and losses from sale and value adjustment of fixed tangible and intangible assets	004	-11,677,680	0
c) Gains and losses from sale and unrealised gains and losses and value adjustment of financial assets	005	0	-71,603
d) Interest and dividend income	006	-5,965,809	-3,355,091
e) Interest expenses	007	1,990,162	1,286,496
f) Provisions	008	-33,495	0
g) Exchange rate differences (unrealised)	009	231,575	710,880
h) Other adjustments for non-cash transactions and unrealised gains and losses	010	25,124,132	5,678,033
I. Cash flow increase or decrease before changes in working capital (ADP 001+002)	011	58,916,627	35,759,279
3 Changes in the working capital (ADP 013 to 016)	012	3,298,010	-69,815
a) Increase or decrease in short-term liabilities	013	-4,021,731	-33,497,919
b) Increase or decrease in short-term receivables	014	13,294,360	22,293,565
c) Increase or decrease in inventories	015	-5,974,619	11,134,539
d) Other increase or decrease in working capital	016	0	0
II. Cash from operations (ADP 011+012)	017	62,214,637	35,689,464
4 Interest paid	018	-1,746,687	-1,478,640
5 Income tax paid	019	0	0
A NET CASH FLOW FROM OPERATING ACTIVITIES (ADP 017 to 019)	020	60,467,950	34,210,824
CASH FLOW FROM INVESTMENT ACTIVITIES			
1 Cash receipts from sales of fixed tangible and intangible assets	021	25,706,669	0
2 Cash receipts from sales of financial instruments	022	0	133,303
3 Interest received	023	173,433	256,753
4 Dividends received	024	0	0
5 Cash receipts from repayment of loans and deposits	025	0	0
6 Other cash receipts from investment activities	026	891,604	0
III. Total cash receipts from investment activities (ADP 021 to 026)	027	26,771,706	390,056
1 Cash payments for the purchase of fixed tangible and intangible assets	028	-8,059,226	-5,546,482
2 Cash payments for the acquisition of financial instruments	029	0	0
3 Cash payments for loans and deposits for the period	030	0	0
4 Acquisition of a subsidiary, net of cash acquired	031	0	0
5 Other cash payments from investment activities	032	0	0
IV. Total cash payments from investment activities (ADP 028 to 032)	033	-8,059,226	-5,546,482
B NET CASH FLOW FROM INVESTMENT ACTIVITIES (ADP 027 +033)	034	18,712,480	-5,156,426

Statement of cash flows

indirect method

for the period 1.1.2021 to 31.3.2021
Submitter: AD Plastik d.d.

Item	ADP code	Same period of the previous year	Current period
1	2	3	4
CASH FLOW FROM FINANCING ACTIVITIES			
1 Cash receipts from the increase in initial (subscribed) capital	035	0	0
2 Cash receipts from the issue of equity financial instruments and debt financial instruments	036	0	0
3 Cash receipts from credit principals, loans and other borrowings	037	52,504,566	42,658,753
4 Other cash receipts from financing activities	038	0	0
V. Total cash receipts from financing activities (ADP 035 to 038)	039	52,504,566	42,658,753
1 Cash payments for the repayment of credit principals, loans and other borrowings and debt financial instruments	040	-46,716,641	-51,479,531
2 Cash payments for dividends	041	-11,482,604	-23,006,285
3 Cash payments for finance lease	042	-1,680,654	-1,554,996
4 Cash payments for the redemption of treasury shares and decrease in initial (subscribed) capital	043	0	0
5 Other cash payments from financing activities	044	0	0
VI. Total cash payments from financing activities (ADP 040 to 044)	045	-59,879,899	-76,040,812
C NET CASH FLOW FROM FINANCING ACTIVITIES (ADP 039 +045)	046	-7,375,333	-33,382,059
1 Unrealised exchange rate differences in respect of cash and cash equivalents	047	-178,731	56,798
D NET INCREASE OR DECREASE IN CASH FLOWS (ADP 020+034+046+047)	048	71,626,366	-4,270,863
E CASH AND CASH EQUIVALENTS AT THE BEGINNING OF THE PERIOD	049	8,298,347	35,669,064
F CASH AND CASH EQUIVALENTS AT THE END OF THE PERIOD(ADP 048+049)	050	79,924,713	31,398,201



Statement of changes in equity

for the period 1.1.2021 to 31.3.2021
Submitter: AD Plastik d.d.

Item	ADP code	Attributable to owners of the parent																Minority (non-controlling) interest	Total capital and reserves
		Initial (subscribed) capital	Capital reserves	Legal reserves	Reserves for treasury shares	Treasury shares and holdings (deductible item)	Statutory reserves	Other reserves	Revaluation reserves	Fair value of financial assets through other comprehensive income (available for sale)	Cash flow hedge - effective portion	Hedge of a net investment in a foreign operation - effective portion	Other fair value reserves	Exchange rate differences from translation of foreign operations	Retained profit / loss brought forward	Profit/loss for the business year	Total attributable to owners of the parent		
1	2	3	4	5	6	7	8	9	10	11	12	13	14	15	16	17	18 (3 to 6 - 7 + 8 to 17)	19	20 (18+19)
PREVIOUS PERIOD																			
1	01	419,958,400	191,988,358	6,128,852	20,890,463	11,795,123	0	54,720,113	0	0	0	0	0	0	12,899,472	80,783,231	775,573,766	0	775,573,766
2	02	0	0	0	0	0	0	0	0	0	0	0	0	0	0	0	0	0	0
3	03	0	0	0	0	0	0	0	0	0	0	0	0	0	0	0	0	0	0
4	04	419,958,400	191,988,358	6,128,852	20,890,463	11,795,123	0	54,720,113	0	0	0	0	0	0	12,899,472	80,783,231	775,573,766	0	775,573,766
5	05	0	0	0	0	0	0	0	0	0	0	0	0	0	0	31,536,461	31,536,461	0	31,536,461
6	06	0	0	0	0	0	0	0	0	0	0	0	0	0	0	0	0	0	0
7	07	0	0	0	0	0	0	0	0	0	0	0	0	0	0	0	0	0	0
8	08	0	0	0	0	0	0	0	0	0	0	0	0	0	0	0	0	0	0
9	09	0	0	0	0	0	0	0	0	0	0	0	0	0	0	0	0	0	0
10	10	0	0	0	0	0	0	0	0	0	0	0	0	0	0	0	0	0	0
11	11	0	0	0	0	0	0	0	0	0	0	0	0	0	0	0	0	0	0
12	12	0	0	0	0	0	0	0	0	0	0	0	0	0	0	0	0	0	0
13	13	0	0	0	0	0	0	0	0	0	0	0	0	0	0	0	0	0	0
14	14	0	0	0	0	0	0	0	0	0	0	0	0	0	0	0	0	0	0
15	15	0	0	0	0	0	0	0	0	0	0	0	0	0	0	0	0	0	0
16	16	0	0	0	0	0	0	0	0	0	0	0	0	0	0	0	0	0	0
17	17	0	0	0	0	0	0	0	0	0	0	0	0	0	0	0	0	0	0
18	18	0	0	0	0	0	0	0	0	0	0	0	0	0	0	0	0	0	0
19	19	0	0	0	0	0	0	0	0	0	0	0	0	0	0	0	0	0	0
20	20	0	0	0	0	0	0	0	0	0	0	0	0	0	-16,522,104	0	-16,522,104	0	-16,522,104
21	21	0	0	0	0	0	0	0	0	0	0	0	0	0	0	0	0	0	0
22	22	0	0	0	0	0	0	0	0	0	0	0	0	0	80,783,231	-80,783,231	0	0	0
23	23	0	0	0	0	0	0	0	0	0	0	0	0	0	0	0	0	0	0
24	24	419,958,400	191,988,358	6,128,852	20,890,463	11,795,123	0	54,720,113	0	0	0	0	0	0	77,160,599	31,536,461	790,588,123	0	790,588,123
APPENDIX TO THE STATEMENT OF CHANGES IN EQUITY (to be filled in by undertakings that draw up financial statements in accordance with the IFRS)																			
I.	25	0	0	0	0	0	0	0	0	0	0	0	0	0	0	0	0	0	0
II.	26	0	0	0	0	0	0	0	0	0	0	0	0	0	0	31,536,461	31,536,461	0	31,536,461
III.	27	0	0	0	0	0	0	0	0	0	0	0	0	0	64,261,127	-80,783,231	-16,522,104	0	-16,522,104

Statement of changes in equity

for the period 1.1.2021 to 31.3.2021
Submitter: AD Plastik d.d.

Item	ADP code	Attributable to owners of the parent																Minority (non-controlling) interest	Total capital and reserves
		Initial (subscribed) capital	Capital reserves	Legal reserves	Reserves for treasury shares	Treasury shares and holdings (deductible item)	Statutory reserves	Other reserves	Revaluation reserves	Fair value of financial assets through other comprehensive income (available for sale)	Cash flow hedge - effective portion	Hedge of a net investment in a foreign operation - effective portion	Other fair value reserves	Exchange rate differences from translation of foreign operations	Retained profit / loss brought forward	Profit/loss for the business year	Total attributable to owners of the parent		
1	2	3	4	5	6	7	8	9	10	11	12	13	14	15	16	17	18 (3 to 6 - 7 + 8 to 17)	19	20 (18+19)
CURRENT PERIOD																			
1	Balance on the first day of the current business year	28	419.958.400	191.988.358	6.128.852	20.890.463	11.795.123	0	76.418.790	0	0	0	0	0	55.461.922	68.632.630	827.684.292	0	827.684.292
2	Changes in accounting policies	29	0	0	0	0	0	0	0	0	0	0	0	0	0	0	0	0	0
3	Correction of errors	30	0	0	0	0	0	0	0	0	0	0	0	0	0	0	0	0	0
4	Balance on the first day of the current business year (restated) (ADP 28 to 30)	31	419.958.400	191.988.358	6.128.852	20.890.463	11.795.123	0	76.418.790	0	0	0	0	0	55.461.922	68.632.630	827.684.292	0	827.684.292
5	Profit/loss of the period	32	0	0	0	0	0	0	0	0	0	0	0	0	0	12.019.723	12.019.723	0	12.019.723
6	Exchange rate differences from translation of foreign operations	33	0	0	0	0	0	0	0	0	0	0	0	0	0	0	0	0	0
7	Changes in revaluation reserves of fixed tangible and intangible assets	34	0	0	0	0	0	0	0	0	0	0	0	0	0	0	0	0	0
8	Gains or losses from subsequent measurement of financial assets at fair value through other comprehensive income (available for sale)	35	0	0	0	0	0	0	0	0	0	0	0	0	0	0	0	0	0
9	Profit or loss arising from effective cash flow hedge	36	0	0	0	0	0	0	0	0	0	0	0	0	0	0	0	0	0
10	Profit or loss arising from effective hedge of a net investment in a foreign operation	37	0	0	0	0	0	0	0	0	0	0	0	0	0	0	0	0	0
11	Share in other comprehensive income/loss of companies linked by virtue of participating interests	38	0	0	0	0	0	0	0	0	0	0	0	0	0	0	0	0	0
12	Actuarial gains/losses on the defined benefit obligation	39	0	0	0	0	0	0	0	0	0	0	0	0	0	0	0	0	0
13	Other changes in equity unrelated to owners	40	0	0	0	0	0	0	0	0	0	0	0	0	0	0	0	0	0
14	Tax on transactions recognised directly in equity	41	0	0	0	0	0	0	0	0	0	0	0	0	0	0	0	0	0
15	Decrease in initial (subscribed) capital (other than arising from the pre-bankruptcy settlement procedure or from the reinvestment of profit)	42	0	0	0	0	0	0	0	0	0	0	0	0	0	0	0	0	0
16	Decrease in initial (subscribed) capital arising from the pre-bankruptcy settlement procedure	43	0	0	0	0	0	0	0	0	0	0	0	0	0	0	0	0	0
17	Decrease in initial (subscribed) capital arising from the reinvestment of profit	44	0	0	0	0	0	0	0	0	0	0	0	0	0	0	0	0	0
18	Redemption of treasury shares/holdings	45	0	0	0	0	0	0	0	0	0	0	0	0	0	0	0	0	0
19	Payments from members/shareholders	46	0	0	0	0	0	0	0	0	0	0	0	0	0	0	0	0	0
20	Payment of share in profit/dividend	47	0	0	0	0	0	0	0	0	0	0	0	0	-33.101.920	0	-33.101.920	0	-33.101.920
21	Other distributions and payments to members/shareholders	48	0	104.891	0	0	-1.232.153	0	0	0	0	0	0	0	0	0	1.337.044	0	1.337.044
22	Carryforward per annual plane	49	0	0	0	0	0	0	0	0	0	0	0	0	68.632.630	-68.632.630	0	0	0
23	Increase in reserves arising from the pre-bankruptcy settlement procedure	50	0	0	0	0	0	0	0	0	0	0	0	0	0	0	0	0	0
24	Balance on the last day of the current business year reporting period (ADP 31 to 50)	51	419.958.400	192.093.249	6.128.852	20.890.463	10.562.970	0	76.418.790	0	0	0	0	0	90.992.632	12.019.723	807.939.139	0	807.939.139
APPENDIX TO THE STATEMENT OF CHANGES IN EQUITY (to be filled in by undertakings that draw up financial statements in accordance with the IFRS)																			
I.	OTHER COMPREHENSIVE INCOME FOR THE CURRENT PERIOD, NET OF TAX (ADP 33 to 41)	52	0	0	0	0	0	0	0	0	0	0	0	0	0	0	0	0	0
II.	COMPREHENSIVE INCOME OR LOSS FOR THE CURRENT PERIOD (ADP 32 do 52)	53	0	0	0	0	0	0	0	0	0	0	0	0	0	12.019.723	12.019.723	0	12.019.723
III.	TRANSACTIONS WITH OWNERS IN THE CURRENT PERIOD RECOGNISED DIRECTLY IN EQUITY (ADP 42 to 50)	54	0	104.891	0	0	-1.232.153	0	0	0	0	0	0	0	35.530.710	-68.632.630	-31.764.876	0	-31.764.876

Notes to financial statements - TFI

(drawn up for quarterly reporting periods)

Name of the issuer:	AD PLASTIK d.d.
Headquarter:	Ul. Antuna Gustava Matoša 8, 21210, Solin, Croatia
Personal identification number (OIB):	48351740621
MBS:	060007090
Reporting period:	1. 1. 2021 - 31. 3. 2021

Notes to financial statements are available as part of AD Plastik Group's Interim Report. Interim Report is available on Zagreb Stock Exchange website.

AD Plastik Group Integrated annual report for 2020 year is available on Zagreb Stock Exchange website.

Same accounting policies are applied while drawing up financial statements for current reporting period as in the latest annual financial statements.

AD Plastik d.d. has issued corporate guarantees for the needs of subsidiaries in the following amounts: to banks HRK 67,490 thousand, to customers HRK 22,691 thousand and to suppliers HRK 12,903 thousand.

Amount owed by AD Plastik d.d. and falling due after more than five years amounts to HRK 2,262 thousand.

The average number of employees of AD Plastik d.d. in the period from 1.1.2021. to 31.3.2021. was 1,515.

In intangible assets in the period from 1.1.2021. to 31.3.2021., the cost of net salaries and wages of HRK 982,518, the cost of taxes and contributions from salaries of HRK 340,233, and the cost of contributions to salaries of HRK 192,324 were capitalized.

Deferred tax asset on 31.12.2020 amounts HRK 11,505 thousand. Decrease in reporting period in amount of HRK 1,951 thousand refers to recognition of deferred tax assets based on tax relief on capital investment.

In a comparative period, the financial income/expenses were reduced by HRK 2,957 thousand as a result of the presentation of the exchange rate differences on a net basis.



Solin, April 2021

Management's statement of responsibility

The financial statements of AD Plastik Group and the Company AD Plastik d.d. Solin are prepared in accordance with the International Financial Reporting Standards (IFRS) and the Croatian Law on Accounting.


The consolidated financial statements of AD Plastik Group and the financial statements of the Company AD Plastik d.d. for the period from January 1 to March 31 2021, give a complete and true review of the assets and liabilities, profit and loss, financial position and business activities of the issuers and companies included in the consolidation as a whole.

The management report for the period until March 31 2021, contains an accurate and true display of the development and results of the business activities of the Company with a description of the most significant risks and uncertainties to which the Company is exposed.

Marinko Došen,
President of the Management Board



Mladen Peroš,
Member of the Management Board



Višnja Bijelić,
Member of the Management Board



Ivan Čupić,
Member of the Management Board



The Company is registered at the Court Register of the Commercial Court of Split under the Registered Company Number (MBS): 060007090
Company Identification Number (OIB): 48351740621
IBAN: HR04 2340 0091 1101 5371 1, Privredna banka Zagreb d.d., Zagreb

The capital stock in the amount of HRK 419,958,400 was paid in full.
AD Plastik issued a total of 4,199,584 of ordinary shares, in nominal amount of HRK 100.
President of the Management Board: Marinko Došen
Management Board members: Mladen Peroš, Višnja Bijelić, Ivan Čupić
President of the Supervisory Board: Sergey Dmitrievich Bodrunov

Your needs. Our drive.



Solin, April 2021
www.adplastik.hr