




# 2020

## INTERIM REPORT

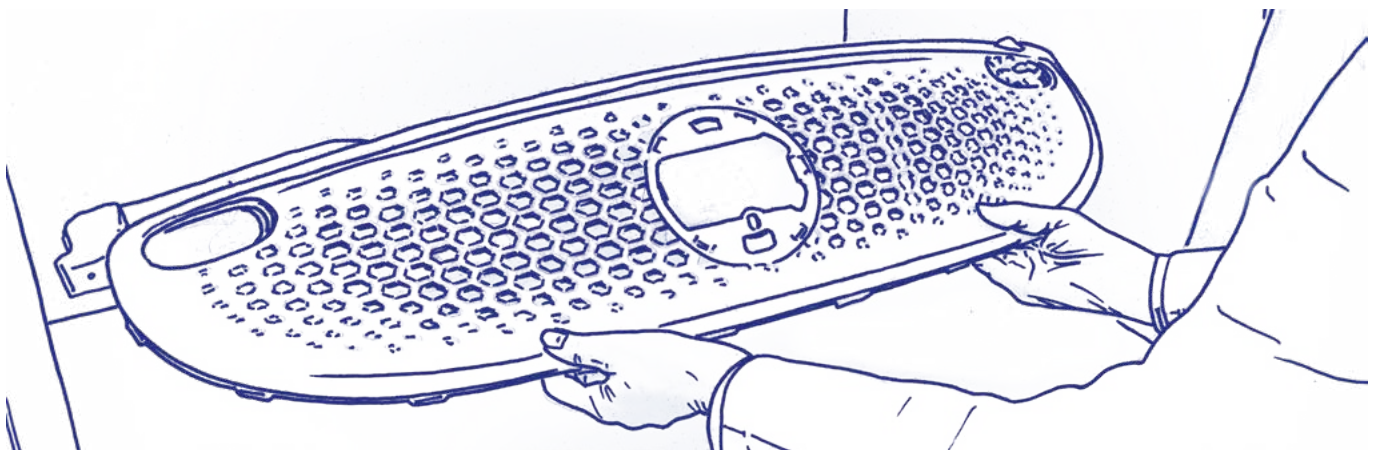
BY MANAGEMENT OF AD PLASTIK GROUP AND THE COMPANY AD PLASTIK D.D. SOLIN

FOR THE FIRST NINE MONTHS OF 2020



# Contents

<b>Management Report of AD Plastik Group and the company AD Plastik d.d. Solin for the period 1. 1. 2020 - 30. 9. 2020 .....</b>	<b>3</b>
Operating revenue, EBITDA and Net profit	3
Comment by Marinko Došen, President of the Management Board	5
Financial results for the first nine months of 2020	6
Operating revenue per sales markets of AD Plastik Group without affiliated company	11
AD Plastik Group with consolidation of the corresponding ownership part in affiliated company	13
Share	15
Addendum 1 - Alternative performance measures	17
<b>Financial statement of AD Plastik Group .....</b>	<b>18</b>
Balance sheet	19
Statement of profit and loss	23
Statement of cash flows (indirect method)	26
Statement of changes in equity	28
Notes to financial statements - TFI	30
<b>Financial statement of the company AD Plastik .....</b>	<b>31</b>
Balance sheet	32
Statement of profit and loss	36
Statement of cash flows (indirect method)	39
Statement of changes in equity	41
Notes to financial statements - TFI	43
<b>Management's statement of responsibility .....</b>	<b>44</b>

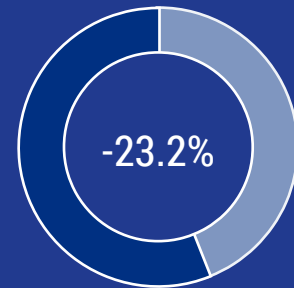


- The financial statements of all companies within the AD Plastik Group have been prepared on the going concern basis.
- The most recent annual financial statements are available on the Zagreb Stock Exchange website at the following link: <https://zse.hr/userdocsimages/financ/ADPL-fin2019-1Y-REV-K-HR.pdf>
- The same accounting policies have been applied in preparing the financial statements for the quarterly reporting period as in the most recent annual financial statements.

# Operating revenue, EBITDA and Net profit of AD Plastik Group

**HRK 841.68 million**

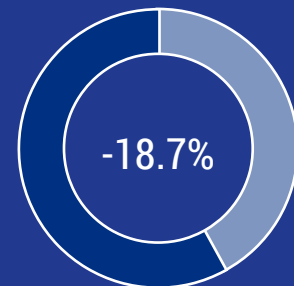
OPERATING REVENUE



compared to the first  
nine months of 2019

**HRK 108.63 million**

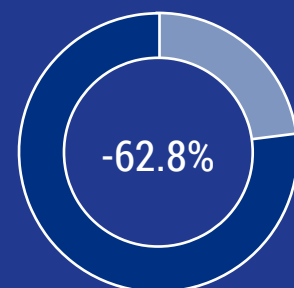
EBITDA



compared to the first  
nine months of 2019

**HRK 23.79 million**

NET PROFIT



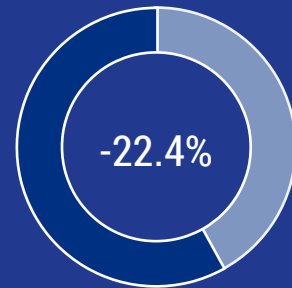
compared to the first  
nine months of 2019



# Operating revenue, EBITDA and Net profit of the company AD Plastik

**HRK 601.19 million**

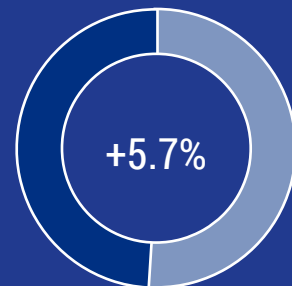
OPERATING REVENUE



compared to the first nine months of 2019

**HRK 84.78 million**

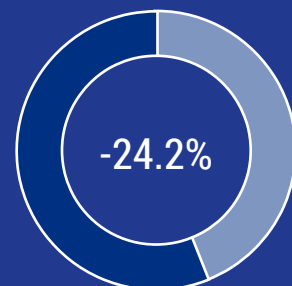
EBITDA



compared to the first nine months of 2019

**HRK 42.75 million**

NET PROFIT



compared to the first nine months of 2019

## Comment by Marinko Došen, President of the Management Board



Although the business operations were carried out in accordance with the plans at the beginning of the year, the crisis caused by the COVID-19 virus pandemic significantly affected the automotive sector. Thus, the temporary closure of our customers' factories during March and April due to force majeure, and consequently of ours, greatly affected the business results for the first nine months of this year. The Group's operating revenue in the first nine months of this year was lower by 23.2 percent compared to the same period last year. EBITDA at the Group level was lower by 18.7 percent, while the parent company recorded its growth of 5.7 percent thanks primarily to the sales of non-operating assets.

Although the impact of the crisis is evident in all markets in which we operate, in the third quarter the indicators and announcements of our customers were somewhat more optimistic. Namely, there was a slight increase in car sales, and our customers announce larger quantities, which will certainly also have a positive impact on our capacities, and therefore the results. New deals sealed worth EUR 106.6 million during this reporting period support the fact that car manufacturers have not stopped their activities and development planning.

As the COVID-19 virus pandemic still goes on, our absolute priorities are employee health and safety protection, as well as business sustainability and financial stability. We have been taking all necessary measures and have adjusted our plans, costs and investments to the new circumstances. The Company's liquidity and good balance sheet have been ensured, which are certainly prerequisites that will make our business easier in these challenging circumstances. Likewise, our customers' orders give us reason to patiently and persistently continue in the direction we started.

This is a very demanding and intense year that requires additional commitment and determination from us, but thanks to our knowledge, quality and reliability, I believe that the results will be in line with our predictions.

Marinko Došen  
President of the Management Board

# Financial results for the first nine months of 2020

AD Plastik Group is comprised of the following companies during the reporting period:

- AD Plastik d.d., Croatia
- AO AD Plastik Togliatti, Russia
- ZAO AD Plastik Kaluga, Russia
- ADP d.o.o., Serbia
- AD Plastik d.o.o., Slovenia
- AD Plastik Tisza Kft., Hungary


(hereinafter: AD Plastik Group)

Until the beginning of the pandemic caused by the COVID-19 virus, the business operations of the AD Plastik Group were carried out in accordance with the set business plans. The temporary closure of the Group's factories during March and April, as a result of the shutdown of production by almost all customers worldwide due to force majeure, significantly affected the results for the first nine months of 2020. With the gradual start of customer production, to which the operating regime of the AD Plastik Group factories was adjusted, the impact of the crisis on sales continued in the coming months. A detailed overview of the measures taken and the impact of the pandemic on business can be found in the AD Plastik Group's report for the first half of 2020.

In the reporting period, the operating revenue of AD Plastik Group amounted to HRK 841.68 million, being lower by 23.2 percent compared to the same period last year. In the parent company, revenue decreased by 22.4 percent and amounted to HRK 601.19 million.

Earnings before Interest, Taxes, Depreciation and Amortization (EBITDA) amounted to HRK 108.63 million, being lower by 18.7 percent, while in the parent company they increased by 5.7 percent and amounted to HRK 84.78 million. The sales of non-operating assets of the Company in the amount of HRK 11.4 million and government incentives used to preserve jobs have had a positive impact on EBITDA in this period. They reduced staff costs by approximately HRK 33.8 million at the Group level and HRK 31.2 million at the parent company.

AD Plastik Group generated net profit in the amount of HRK 23.79 million, which was by 62.8 percent less than in the same period last year. This profit trend, apart from the decline in EBITDA, is largely the result of lower share in profit from the affiliated Romanian company compared to the same period last year, as well as of unfavorable exchange rate trends of the Russian ruble and the Hungarian forint. The net profit of the parent company recorded



# Financial results for the first nine months of 2020



a decline of 24.2 percent, amounting to HRK 42.75 million in the observed period, which, in addition to the corona crisis, was largely influenced also by lower dividend income from the affiliated Romanian company.

From the first indications of a pandemic, the Company has focused its priorities on protecting the health and safety of employees and preserving financial stability. Accordingly, all costs and investments have been rationalized and adjusted to the new situation. In order to preserve liquidity, a moratorium on credit obligations in the amount of HRK 70 million was made, and repayment for the most part began in late September. The use of government grants for preserving jobs and the sales of non-operating assets have further strengthened the Company's liquidity. Investments have been revised, and all those that are not necessary for business have been postponed until further notice. Thus, in the observed period, investments in the amount of HRK 40 million were realized, which was a noticeable difference compared to last year, in which they amounted to HRK 162 million. Net financial debt decreased significantly compared to the end of last year, with an NFD / EBITDA ratio of 2.21.

The impact of the corona crisis is evident in all markets in which the Group operates, so the EU market recorded a decline in the number of newly registered cars of 28.8 percent in the reporting period, while the Russian market recorded a decline by 13.9 percent. Despite the large cumulative losses recorded in the markets, trends in the third quarter provide grounds for mild optimism. In the European Union market, the number of newly registered cars recorded a growth in September compared to the same period

last year, while in Russia a growth has been recorded for three months in a row. Thus, the Russian AEB AMC changed its forecasts, so compared to the earlier forecast of a decline in newly registered cars of 23.9 percent, a total decline of 13.5 percent in 2020 is expected compared to the year before. According to ACEA forecasts, the EU market could record a decline in the number of newly registered cars of around 25 percent in 2020. In addition to the aforementioned positive market trends, the announcements of growth in customer orders for the rest of the year are also encouraging, which will increase the utilization of the Group's factory capacities. Unless there are no some major surprises and customer announcements come true, the expected decline in operating revenue of AD Plastik Group for 2020 will be about 25 percent.

The continuation of business operations in very demanding market conditions lies ahead of us and it is difficult to predict the duration of the pandemic, and thus the crisis it caused. Good preconditions created in the past period will certainly help in the further business operations of AD Plastik Group. The Company's liquidity has been ensured, and a good balance sheet and order book, in which over six hundred million euros of new deals has been entered over the last four years, will certainly make it easier to face challenges in the future. The customers of AD Plastik Group continued with their activities and plans for the production of new or redesigned vehicle models, which is supported by the new deals sealed worth EUR 106.6 million in the reporting period. The Company also continues its project activities regarding 52 ongoing development projects, with the primary goals of protecting the health of its employees and ensuring sustainable business.

# Financial results for the first nine months of 2020

## Key performance indicators

Indicators (in HRK 000)	AD Plastik Group			AD Plastik d.d.		
	3Q 2019	3Q 2020	Index	3Q 2019	3Q 2020	Index
Operating revenue	1,095,320	841,678	76.84	774,676	601,194	77.61
Sales revenue	1,064,846	819,952	77.00	756,136	581,442	76.90
Operating expenses	1,043,535	804,710	77.11	744,331	569,014	76.45
EBITDA*	133,542	108,626	81.34	80,175	84,783	105.75
EBITDA last 4 quarters	166,325	172,549	103.74	93,692	125,946	134.42
Net profit	63,863	23,786	37.25	56,378	42,747	75.82
NFD*	428,511	380,548	88.81	357,096	322,383	90.28
NFD/EBITDA last 4 quarters*	2.58	2.21	85.60	3.81	2.56	67.16
EBITDA margin*	12.19%	12.91%	71 bps	10.35%	14.10%	375 bps
Net profit margin	5.83%	2.83%	-300 bps	7.28%	7.11%	-17 bps
ROE*	11.80%	7.60%	-420 bps	11.35%	9.96%	-139 bps
Capex*	125,458	40,255	32.09	101,420	28,945	28.54

## Operating expenses

Operating expenses (in HRK 000)	AD Plastik Group			AD Plastik d.d.		
	3Q 2019	3Q 2020	Index	3Q 2019	3Q 2020	Index
<b>OPERATING EXPENSES</b>	<b>1,043,535</b>	<b>804,710</b>	<b>77.11</b>	<b>744,331</b>	<b>569,014</b>	<b>76.45</b>
Changes in the value of work in process and finished products	3,772	-637	-16.90	1,404	373	26.59
Material costs	701,999	513,319	73.12	531,848	383,765	72.16
Staff costs	199,170	154,954	77.80	122,855	94,450	76.88
Amortization	81,756	71,658	87.65	49,831	52,603	105.56
Other costs	48,567	39,315	80.95	35,522	29,843	84.01
Provisions	235	-	-	-	-	-
Other operating expenses	8,035	26,102	324.85	2,872	7,981	277.87

\* In addition to the measures defined by International Financial Reporting Standards (IFRS), AD Plastik Group also uses alternative performance measures in its reports. An overview and definition of the measures used in this document are provided in Addendum 1.




# Financial results for the first nine months of 2020

## Net financial result

Net financial result (in HRK 000)	AD Plastik Group			AD Plastik d.d.		
	3Q 2019	3Q 2020	Index	3Q 2019	3Q 2020	Index
<b>FINANCIAL REVENUE</b>	<b>17,292</b>	<b>18,279</b>	<b>105.71</b>	<b>35,861</b>	<b>27,850</b>	<b>77.66</b>
Positive exchange rate differences	16,923	17,964	106.15	2,606	9,929	381.00
Interest income	363	314	86.62	3,198	2,635	82.41
Dividends	6	-	-	30,057	15,286	50.86
Other revenue	-	-	-	-	-	-
<b>FINANCIAL EXPENSES</b>	<b>28,744</b>	<b>45,781</b>	<b>159.27</b>	<b>9,487</b>	<b>17,283</b>	<b>182.17</b>
Negative exchange rate differences	18,669	38,032	203.71	2,521	11,674	463.12
Interest expenses	10,075	7,749	76.91	6,967	5,609	80.51
<b>FINANCIAL RESULT</b>	<b>-11,453</b>	<b>-27,502</b>	<b>240.14</b>	<b>26,373</b>	<b>10,567</b>	<b>40.07</b>

In the reporting period, the exchange rates of the Russian ruble and the Hungarian forint have weakened against the euro, which was the main reason for the unfavorable financial result at the Group

level. In the parent company, the net financial result was less favorable due to lower dividend income from the affiliated company.



# Financial results for the first nine months of 2020

## Financial position

Net financial debt decreased significantly so it amounted to HRK 380.5 million at the Group level at the end of the reporting period, which was lower by HRK 59.9 million compared to the end of last year. In the parent company, it amounted to HRK 322.4 million, being lower by HRK 54.2 million. The reduction in net financial debt was the result of a reduction in credit liabilities without new borrowings, smaller investments, but also an increased cash position in terms of the sales of non-operating real estate in Makarska, as well as the inflows from the part of tools. The NFD/EBITDA ratio

amounted to 2.21 for AD Plastik Group and 2.56 for the parent company.

The indebtedness ratio was also improved, amounting to 0.45 at the Group level, ie 0.41 at the parent company on September 30, 2020. In the observed period, a return on equity (ROE) of 7.6 percent was achieved at the Group level, ie 10 percent in the parent company.

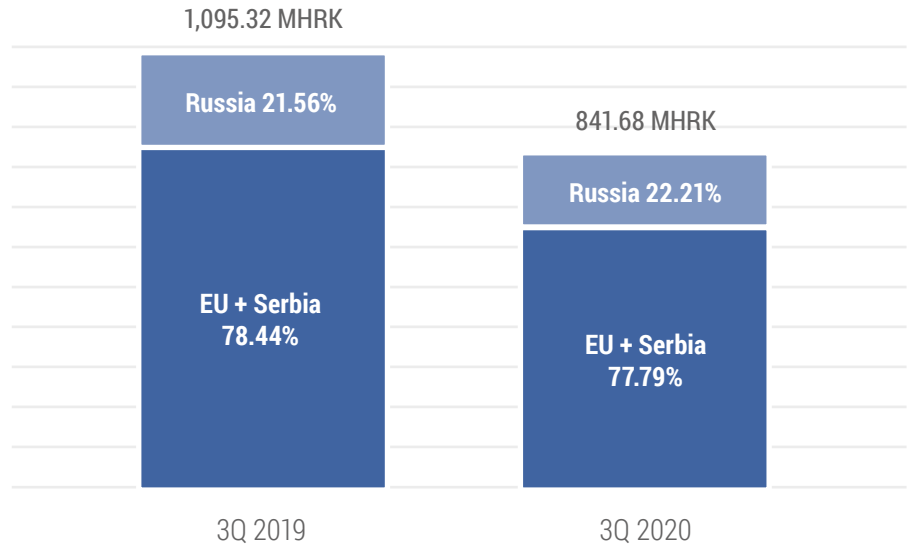
Abbreviated balance sheet (in HRK 000)	AD Plastik Group			AD Plastik d.d.		
	31.12.2019	30.9.2020	Index	31.12.2019	30.9.2020	Index
<b>ASSETS</b>	<b>1,684,503</b>	<b>1,508,446</b>	<b>89.55</b>	<b>1,426,678</b>	<b>1,345,065</b>	<b>94.28</b>
Noncurrent assets	1,088,231	999,910	91.88	978,057	938,678	95.97
Current assets	525,907	471,544	89.66	380,361	375,978	98.85
Prepaid expenses and accrued income	70,366	36,991	52.57	68,260	30,410	44.55
<b>LIABILITIES</b>	<b>825,355</b>	<b>677,632</b>	<b>82.10</b>	<b>654,641</b>	<b>546,804</b>	<b>83.53</b>
Provisions	19,633	19,087	97.22	16,622	16,588	99.80
Noncurrent liabilities	245,991	207,811	84.48	184,184	165,020	89.59
Current liabilities	552,910	426,477	77.13	449,667	342,884	76.25
Accrued expenses and deferred revenue	6,822	24,257	355.58	4,168	22,312	535.31
<b>CAPITAL</b>	<b>859,148</b>	<b>830,814</b>	<b>96.70</b>	<b>772,037</b>	<b>798,262</b>	<b>103.40</b>





# Operating revenue per sales markets of AD Plastik Group

- Revenue of AD Plastik Group in EU and Serbian markets has decreased by 23.79 percent
- Revenue of AD Plastik Group in Russia has decreased by 20.85 percent



# Operating revenue per sales markets of AD Plastik Group

## EU and Serbian markets

In the reporting period, revenue generated in these markets amounted to HRK 654.8 million, or 77.8 percent of the total revenue of the AD Plastik Group. Due to the impact of the COVID-19 virus pandemic and the temporary closure of factories, revenue decreased by 23.8 percent compared to the same period last year.

Seven million new vehicles were registered in the European Union market, which was by 28.8 percent less compared to the same period a year earlier. Negative trends were recorded in all major markets, with Spain recording a decline of 38.3 percent, Italy 34.2 percent, France 28.9 percent and Germany 25.5 percent. The Volkswagen Group recorded a decline of 26.8 percent in this period, but still holds the largest market share of 26 percent. PSA Group recorded a decline of 35.8 percent with its 15.3 percent market share. The Renault Group recorded a 30.8 percent decline in this period, holding an 11.5 percent market share.

After negative trends for most of the reporting period, September recorded a growth of 3.9 percent compared to last year, indicating a slight recovery of the market. According to ACEA forecasts, an overall year-on-year decline of about 25 percent is expected.

Despite very demanding market circumstances, new deals worth EUR 21.3 million were sealed for PSA Group, FCA Group and TOGG Group in the observed period.

## Russian market

In the reporting period, 22.2 percent of the Group's total operating revenue was realized in the Russian market, amounting to HRK 186.9 million. That was a 20.9 percent decline compared to the same period last year.

After an increase in the number of newly registered cars in the first three months of this year, the impact of the pandemic significantly affected the car sales in the second quarter. In the third quarter, the number of newly registered vehicles recorded a growth, bringing the total decline in the reporting period to 13.9 percent. 1.1 million vehicles were newly registered compared to 1.3 million vehicles a year earlier. The positive trends in the market in the third quarter also changed the expectations of AEB AMCA on the number of newly registered cars for 2020. Thus, the number of newly registered vehicles is projected to decline by 13.5 percent year-on-year, unlike the previously forecasted decline of 23.9 percent.

The Renault-Nissan-Mitsubishi Alliance with the largest share of 36.4 percent in the Russian market recorded a decline of 14.3 percent in the reporting period. The Volkswagen Group holds 13.7 percent of the market, and in the first nine months it recorded a decline of three percent, while Kia recorded a decline of 17 percent with a market share of 12.7 percent. Hyundai Group holding a market share of 10.5 percent recorded a decline by 13.9 percent compared to the same period last year.

Key customer of AD Plastik Group in this market is Renault-Nissan-Mitsubishi Alliance, with an increasingly significant share of Volkswagen Group. Russian companies fully generate their revenue in the Russian market, and in the reporting period new deals worth EUR 85.3 million were sealed. The new deals were mostly sealed for the Renault-Nissan-Mitsubishi Alliance, namely for the Renault Sandero and Logan, Lada Granta and Niva models.





# AD Plastik Group with consolidation

## of the corresponding part of ownership in the affiliated company


In order to present a clearer picture of business, a comparable, shortened, consolidated profit and loss account of AD Plastik Group for the first nine months of 2019 and 2020 has been created,

with profit and loss account of the affiliated company Euro Auto Plastic Systems s.r.l. Mioveni, Romania (50 percent of ownership of AD Plastik d.d.).

in HRK 000

Positions	3Q 2019	3Q 2020	Index
<b>OPERATING REVENUE</b>	<b>1,385,890</b>	<b>1,023,413</b>	<b>73.85</b>
<b>OPERATING EXPENSES</b>	<b>1,296,282</b>	<b>972,717</b>	<b>75.04</b>
Material costs	883,150	619,413	70.14
Staff costs	238,900	186,559	78.09
Amortization	88,621	79,388	89.58
Other costs	85,612	87,356	102.04
<b>FINANCIAL REVENUE</b>	<b>17,292</b>	<b>18,279</b>	<b>105.71</b>
<b>FINANCIAL EXPENSES</b>	<b>30,676</b>	<b>47,234</b>	<b>153.98</b>
<b>TOTAL REVENUE</b>	<b>1,403,182</b>	<b>1,041,691</b>	<b>74.24</b>
<b>TOTAL EXPENSES</b>	<b>1,326,958</b>	<b>1,019,951</b>	<b>76.86</b>
Profit before taxation	76,224	21,740	28.52
Profit tax	12,361	-2,046	-16.55
<b>PROFIT OF THE PERIOD</b>	<b>63,863</b>	<b>23,786</b>	<b>37.25</b>
<b>EBITDA</b>	<b>178,230</b>	<b>130,084</b>	<b>72.99</b>

Operating revenue of AD Plastik Group with consolidated corresponding part of ownership in affiliated company amounted to HRK 1,023.4 million, recording a decline by 26.2 percent compared to the same period last year. EBITDA amounted to HRK 130.1 million, representing a decline by 27 percent compared to the previous year.



# AD Plastik Group with consolidation

## of the corresponding part of ownership in the affiliated company

### Abbreviated P/L and the Balance sheet of the affiliated company EAPS

P/L in HRK 000 (100% of realization shown)

Positions	3Q 2019	3Q 2020	Index
Operating revenue	607,971	377,321	62.06
Operating expenses	-535,555	-349,865	65.33
Net financial result	-646	-2,907	450.28
Profit before taxation	71,771	24,549	34.20
Profit tax	-13,375	-4,359	32.59
Profit of the period	58,396	20,190	34.57

### Balance sheet in HRK 000

Positions	31.12.2019	30.9.2020	Index
Noncurrent assets	99,009	96,965	97.94
Current assets	288,623	271,696	94.14
<b>TOTAL ASSETS</b>	<b>387,632</b>	<b>368,662</b>	<b>95.11</b>
Capital + reserves	171,646	156,351	91.09
Long-term liabilities and provisions	15,131	19,894	131.48
Current liabilities	200,855	192,417	95.80
<b>TOTAL LIABILITIES</b>	<b>387,632</b>	<b>368,662</b>	<b>95.11</b>

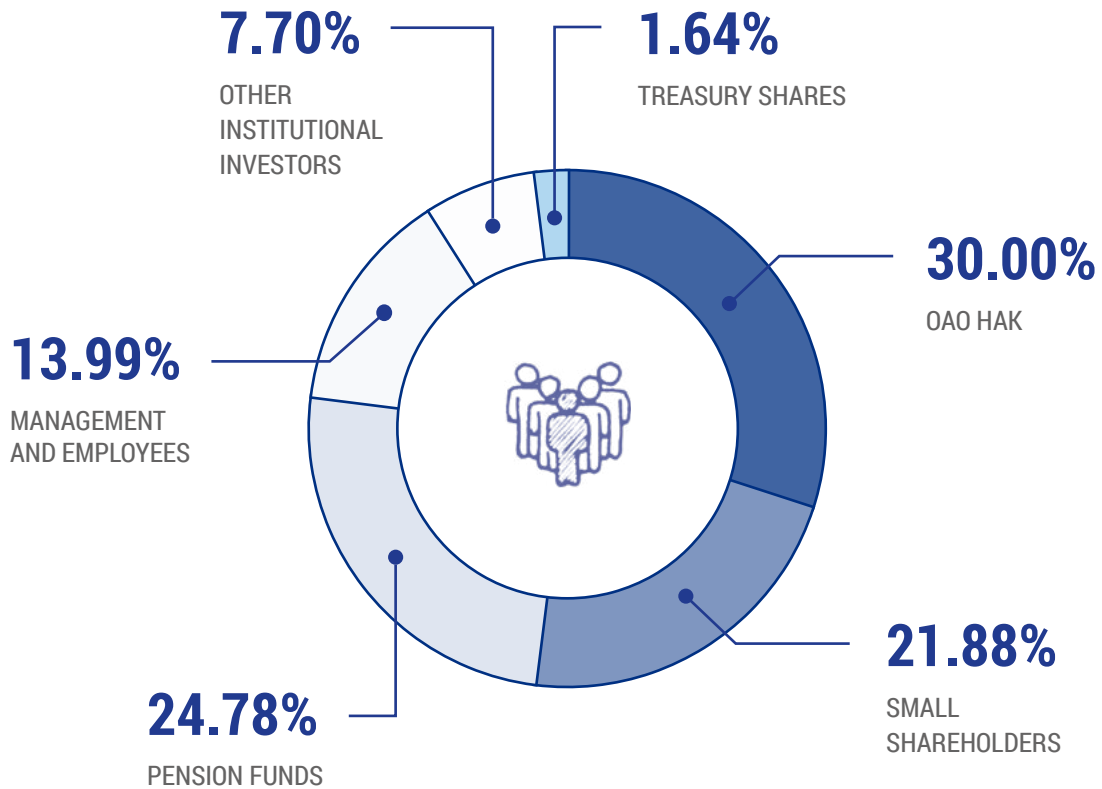
The impact of the corona crisis in the reporting period is also evident in the business results of the Romanian affiliated company Euro APS. Operating revenue thus amounted to HRK 377.3 million and was lower by 37.9 percent compared to the same period last year. Net profit decreased by 65.4 percent and amounted to HRK 20.2 million. Despite the demanding business conditions caused by the pandemic of the COVID-19 virus faced by companies around the world, an extremely stable financial position has been maintained. The Company has no financial liabilities towards AD Plastik d.d. nor liabilities towards external entities, and at the end of the re-

porting period its cash on account amounted to HRK 135.6 million. Investments in this period amount to HRK 11.8 million.

This company primarily generates revenue in Romanian market and, apart from that, it supplies its products to the markets of Algeria, Morocco, Iran, Brazil, Colombia, South Africa, Russia etc. Its results have been included in the results of AD Plastik Group by equity method. In the reporting period, the payment of fifty percent of last year's profit of the company was voted.

# Share

## Ownership structure as of September 30<sup>th</sup>, 2020



	Investor	Number of shares	Share
1	OAO Holding Russia	1,259,875	30.00%
2	Small shareholders	919,068	21.88%
3	Pension funds	1,040,805	24.78%
4	Management and employees	587,495	13.99%
5	Other institutional investors	323,283	7.70%
6	Treasury shares	69,058	1.64%
	<b>Total</b>	<b>4,199,584</b>	<b>100.00%</b>

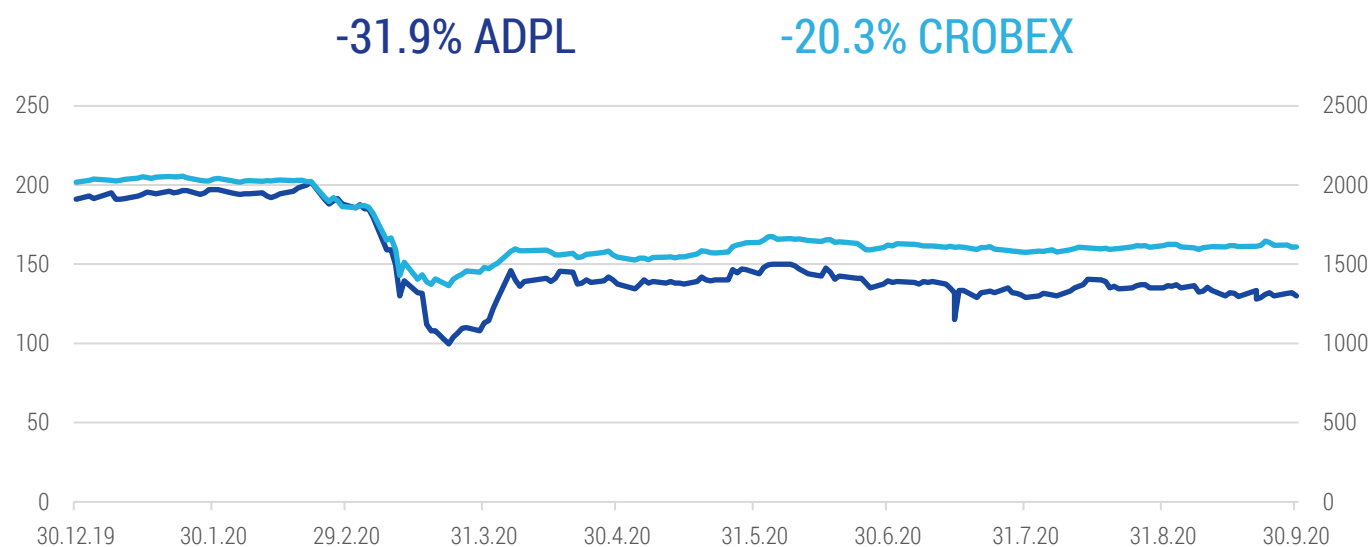
# Share

Capital markets around the world have been strongly affected by the corona crisis throughout the entire reporting period. Uncertainty and fear of a pandemic have also disrupted the domestic capital market. This was especially evident at the end of the first quarter, which was followed by a panicked sale by investors. The price of the ADPL share in the reporting period ranged from the minimum realized price in the amount of HRK 93 to HRK 202, which was the

maximum share price. As of September 30, 2020, the share price amounted to HRK 130, which was a decrease of 31.9 percent compared to the end of last year. Crobex fell 20.3 percent over the same period. The market capitalization of the company at the end of the period amounted to HRK 545.9 million, and the company paid a dividend advance in the amount of HRK 4 per share in March.

ADPL (HRK)	31. 12. 2019	30. 9. 2020	Index
Final price (HRK)	191	130	68.06
Average price (HRK)	179,8	150,01	83.43
The highest price (HRK)	195	202	103.59
The lowest price (HRK)	166.5	93	55.86
Volume	347,060	662,720	190.95
Turnover (HRK)	62,414,666	93,710,372	150.14
Market capitalization (HRK)*	802,120,544	545,945,920	68.06
P/E*	7.7	8.6	111.69
EPS (HRK)*	24.9	15.1	60.64
ROE*	12.50%	7.60%	-490 bps

## ADPL share price and index CROBEX behavior



\* In addition to the measures defined by International Financial Reporting Standards (IFRS), AD Plastik Group also uses alternative performance measures in its reports. An overview and definition of the measures used in this document are provided in Addendum 1.



# Addendum 1

## Alternative performance measures

In addition to the financial performance measures defined by International Financial Reporting Standards (IFRS), AD Plastik Group also uses certain alternative performance measures in its reports,

considering them useful for business performance analysis for investors. An overview of the alternative performance measures used in this document as well as their definition are given below.

Alternative performance measures	Definition
EBITDA	operating revenue - operating expenses + amortization
EBITDA margin	EBITDA / operating revenue
Net financial debt	short-term and long-term liabilities to banks + short-term and long-term liabilities for loans, deposits, etc. - cash and cash equivalents
NFD/EBITDA	net financial debt / EBITDA over the last 12 months
ROE	net profit over the last twelve months / (capital of the current period + capital of the same period of the previous year / 2)
Capex	position of indirect cash flow representing cash expenditures for the purchase of long-term tangible and intangible assets
Debt ratio	total liabilities / total assets
Market capitalization	number of shares x last price on the day of the reporting period
EPS (earnings per share)	profit for the last four quarters / weighted average number of shares
P/E	share price on the last day of the period / earnings per share



## Annex 1

## ISSUER'S GENERAL DATA

Reporting period:	1. 1. 2020.	to	30. 9. 2020.
Year:	2020	Quarter:	3.

## Quarterly financial statements

Registration number (MB):	03440494	Issuer's home Member State code:	HR
Entity's registration number (MBS):	060007090		
Personal identification number (OIB):	48351740621	LEI	549300NFX18SRZHNT751
Institution code:	382		
Name of the issuer:	AD PLASTIK d.d.		
Postcode and town:	21210	Solin	
Street and house number:	Matoševa 8		
E-mail address:	informacije@adplastik.hr		
Web address:	www.adplastik.hr		
Number of employees (end of the reporting period):	2685		
Consolidated report:	KD	(KN-not consolidated/KD-consolidated)	
Audited:	RN	(RN-not audited/RD-audited)	

Names of subsidiaries (according to IFRS):	Registered office:	MB:
AD PLASTIK d.d.	Solin, Croatia	03440494
AO AD PLASTIK TOGLIATTI	Samara, Russian Federation	1036300221935
AD PLASTIK d.o.o.	Novo Mesto, Slovenia	1214985000
ZAO AD PLASTIK KALUGA	Kaluga, Russian Federation	1074710000320
ADP d.o.o.	Mladenovac, Serbia	20787538
AD PLASTIK TISZA Kft.	Tiszaujvaros, Hungary	12800821-2932-133-05

Bookkeeping firm:	No	(Yes/No)
Contact person:	Jurun Krešimir	(only name and surname of the contact person)
Telephone:	021/206-663	
E-mail address:	kresimir.jurun@adplastik.hr	
Audit firm:		(name of the audit firm)
Certified auditor:		(name and surname)

# Balance sheet

balance as at 30.9.2020, Submitter: AD Plastik Group

	Item 1	ADP code 2	Last day of the preceding business year 3	At the reporting date of the current period 4
<b>ASSETS</b>				
A	RECEIVABLES FOR SUBSCRIBED CAPITAL UNPAID	001	0	0
B	FIXED ASSETS (ADP 003+010+020+031+036)	002	1,088,231,119	999,909,749
	<b>I. Intangible assets (ADP 004 to 009)</b>	<b>003</b>	<b>131,575,348</b>	<b>113,825,143</b>
	1 Research and development	004	58,615,423	46,502,472
	2 Concessions, patents, licences, trademarks, software and other rights	005	3,004,910	2,720,369
	3 Goodwill	006	26,543,047	24,458,495
	4 Advances for the purchase of intangible assets	007	13,202	41,230
	5 Intangible assets in preparation	008	28,943,820	27,671,276
	6 Other intangible assets	009	14,454,946	12,431,301
	<b>II. Tangible assets (ADP 011 to 019)</b>	<b>010</b>	<b>860,018,134</b>	<b>792,765,780</b>
	1 Land	011	136,835,689	136,003,578
	2 Buildings	012	281,608,783	261,926,513
	3 Plant and equipment	013	300,277,075	276,838,010
	4 Tools, working inventory and transportation assets	014	44,647,902	45,309,518
	5 Biological assets	015	0	0
	6 Advances for the purchase of tangible assets	016	2,390,686	2,703,354
	7 Tangible assets in preparation	017	20,641,158	15,310,821
	8 Other tangible assets	018	16,402,354	11,344,111
	9 Investment property	019	57,214,487	43,329,875
	<b>III. Fixed financial assets (ADP 021 to 030)</b>	<b>020</b>	<b>92,568,538</b>	<b>82,322,448</b>
	1 Investments in holdings (shares) of undertakings within the group	021	0	0
	2 Investments in other securities of undertakings within the group	022	0	0
	3 Loans, deposits, etc. to undertakings within the group	023	0	0
	4 Investments in holdings (shares) of companies linked by virtue of participating interests	024	92,506,838	82,260,748
	5 Investment in other securities of companies linked by virtue of participating interests	025	0	0
	6 Loans, deposits etc. to companies linked by virtue of participating interests	026	0	0
	7 Investments in securities	027	61,700	61,700
	8 Loans, deposits, etc. given	028	0	0
	9 Other investments accounted for using the equity method	029	0	0
	10 Other fixed financial assets	030	0	0
	<b>IV. Receivables (ADP 032 to 035)</b>	<b>031</b>	<b>862</b>	<b>0</b>
	1 Receivables from undertakings within the group	032	0	0
	2 Receivables from companies linked by virtue of participating interests	033	0	0
	3 Customer receivables	034	0	0
	4 Other receivables	035	862	0
	<b>V. Deferred tax assets</b>	<b>036</b>	<b>4,068,237</b>	<b>10,996,378</b>

# Balance sheet

balance as at 30.9.2020, Submitter: AD Plastik Group

	Item 1	ADP code 2	Last day of the preceding business year 3	At the reporting date of the current period 4
<b>ASSETS</b>				
<b>C</b>	<b>CURRENT ASSETS (ADP 038+046+053+063)</b>	<b>037</b>	<b>525,906,554</b>	<b>471,544,497</b>
	<b>I. Inventories (ADP 039 to 045)</b>	<b>038</b>	<b>207,058,934</b>	<b>172,646,384</b>
	1 Raw materials and consumables	039	99,539,897	79,911,542
	2 Work in progress	040	16,477,793	16,342,459
	3 Finished goods	041	27,658,070	21,914,209
	4 Merchandise	042	38,434,416	34,998,915
	5 Advances for inventories	043	24,948,758	19,479,259
	6 Fixed assets held for sale	044	0	0
	7 Biological assets	045	0	0
	<b>II. Receivables (ADP 047 to 052)</b>	<b>046</b>	<b>291,464,147</b>	<b>257,297,633</b>
	1 Receivables from undertakings within the group	047	0	0
	2 Receivables from companies linked by virtue of participating interests	048	4,367,971	3,252,617
	3 Customer receivables	049	265,879,117	237,362,148
	4 Receivables from employees and members of the undertaking	050	179,234	195,978
	5 Receivables from government and other institutions	051	18,323,318	12,529,125
	6 Other receivables	052	2,714,507	3,957,765
	<b>III. Current financial assets (ADP 054 to 062)</b>	<b>053</b>	<b>311,960</b>	<b>0</b>
	1 Investments in holdings (shares) of undertakings within the group	054	0	0
	2 Investments in other securities of undertakings within the group	055	0	0
	3 Loans, deposits, etc. to undertakings within the group	056	0	0
	4 Investments in holdings (shares) of companies linked by virtue of participating interests	057	0	0
	5 Investment in other securities of companies linked by virtue of participating interests	058	0	0
	6 Loans, deposits etc. to companies linked by virtue of participating interests	059	0	0
	7 Investments in securities	060	0	0
	8 Loans, deposits, etc. given	061	0	0
	9 Other financial assets	062	311,960	0
	<b>IV. Cash at bank and in hand</b>	<b>063</b>	<b>27,071,513</b>	<b>41,600,480</b>
<b>D</b>	<b>PREPAID EXPENSES AND ACCRUED INCOME</b>	<b>064</b>	<b>70,365,624</b>	<b>36,991,466</b>
<b>E</b>	<b>TOTAL ASSETS (ADP 001+002+037+064)</b>	<b>065</b>	<b>1,684,503,297</b>	<b>1,508,445,712</b>
<b>F</b>	<b>OFF-BALANCE SHEET ITEMS</b>	<b>066</b>	<b>54,863,087</b>	<b>85,546,474</b>



# Balance sheet

balance as at 30.9.2020, Submitter: AD Plastik Group

	Item 1	ADP code 2	Last day of the prece- ding business year 3	At the reporting date of the current period 4
<b>LIABILITIES</b>				
<b>A</b>	<b>CAPITAL AND RESERVES (ADP 068 to 070+076+077+081+084+087)</b>	<b>067</b>	<b>859,148,096</b>	<b>830,814,063</b>
	I. Initial (subscribed) capital	068	419,958,400	419,958,400
	II. Capital reserves	069	192,394,466	192,394,466
	III. Reserves from profit (ADP 071+072-073+074+075)	070	37,301,280	44,022,217
	1 Legal reserves	071	6,123,451	5,847,705
	2 Reserves for treasury shares	072	20,890,463	20,890,463
	3 Treasury shares and holdings (deductible item)	073	-11,795,123	-11,795,123
	4 Statutory reserves	074	125,369	125,369
	5 Other reserves	075	21,957,120	28,953,803
	IV. Revaluation reserves	076	-6,019,702	-26,915,584
	V. Fair value reserves (ADP 078 to 080)	077	0	0
	1 Fair value of financial assets available for sale	078	0	0
	2 Cash flow hedge - effective portion	079	0	0
	3 Hedge of a net investment in a foreign operation - effective portion	080	0	0
	VI. Retained profit or loss brought forward (ADP 082-083)	081	112,874,255	177,568,617
	1 Retained profit	082	112,874,255	177,568,617
	2 Loss brought forward	083	0	0
	VII. Profit or loss for the business year (ADP 085-086)	084	102,639,397	23,785,947
	1 Profit for the business year	085	102,639,397	23,785,947
	2 Loss for the business year	086	0	0
	VIII. Minority (non-controlling) interest	087	0	0
<b>B</b>	<b>PROVISIONS (ADP 089 to 094)</b>	<b>088</b>	<b>19,633,202</b>	<b>19,087,046</b>
	1 Provisions for pensions, termination benefits and similar obligations	089	2,348,558	2,348,461
	2 Provisions for tax liabilities	090	0	0
	3 Provisions for ongoing legal cases	091	616,556	583,298
	4 Provisions for renewal of natural resources	092	0	0
	5 Provisions for warranty obligations	093	0	0
	6 Other provisions	094	16,668,088	16,155,287
<b>C</b>	<b>LONG-TERM LIABILITIES (ADP 096 to 106)</b>	<b>095</b>	<b>245,990,663</b>	<b>207,810,620</b>
	1 Liabilities to undertakings within the group	096	0	0
	2 Liabilities for loans, deposits, etc. of undertakings within the group	097	0	0
	3 Liabilities to companies linked by virtue of participating interests	098	0	0
	4 Liabilities for loans, deposits etc. of companies linked by virtue of participating interests	099	0	0
	5 Liabilities for loans, deposits etc.	100	4,553,115	4,192,107
	6 Liabilities to banks and other financial institutions	101	233,352,766	197,561,278
	7 Liabilities for advance payments	102	0	0
	8 Liabilities to suppliers	103	0	0
	9 Liabilities for securities	104	0	0
	10 Other long-term liabilities	105	8,084,782	6,057,235
	11 Deferred tax liability	106	0	0

# Balance sheet

balance as at 30.9.2020, Submitter: AD Plastik Group

	Item 1	ADP code 2	Last day of the preceding business year 3	At the reporting date of the current period 4
<b>LIABILITIES</b>				
D	SHORT-TERM LIABILITIES (ADP 108 to 121)	107	552,909,502	426,476,829
1	Liabilities to undertakings within the group	108	0	0
2	Liabilities for loans, deposits, etc. of undertakings within the group	109	0	0
3	Liabilities to companies linked by virtue of participating interests	110	7,599	0
4	Liabilities for loans, deposits etc. of companies linked by virtue of participating interests	111	0	0
5	Liabilities for loans, deposits etc.	112	38,908,845	38,779,315
6	Liabilities to banks and other financial institutions	113	191,450,480	182,201,492
7	Liabilities for advance payments	114	38,143,907	21,299,276
8	Liabilities to suppliers	115	238,728,379	147,252,064
9	Liabilities for securities	116	0	0
10	Liabilities to employees	117	14,777,989	14,137,286
11	Taxes, contributions and similar liabilities	118	21,635,180	15,608,837
12	Liabilities arising from the share in the result	119	1,170,465	1,082,819
13	Liabilities arising from fixed assets held for sale	120	0	0
14	Other short-term liabilities	121	8,086,658	6,115,740
E	ACCRUALS AND DEFERRED INCOME	122	6,821,834	24,257,154
F	TOTAL – LIABILITIES (ADP 067+088+095+107+122)	123	1,684,503,297	1,508,445,712
G	OFF-BALANCE SHEET ITEMS	124	54,863,087	85,546,474



# Statement of profit and loss

for the period 1.1.2020 to 30.9.2020  
Submitter: AD Plastik Group

	Item 1	ADP code 2	Same period of the previous year		Current period	
			Cumulative 3	Quarter 4	Cumulative 5	Quarter 6
I.	<b>OPERATING INCOME (ADP 126 to 130)</b>	<b>125</b>	<b>1,095,319,915</b>	<b>381,665,579</b>	<b>841,678,010</b>	<b>292,896,021</b>
	1 Income from sales with undertakings within the group	126	0	0	0	0
	2 Income from sales (outside group)	127	1,064,846,275	377,322,685	819,952,465	289,073,422
	3 Income from the use of own products, goods and services	128	1,387,410	1,387,410	1,458,715	28,053
	4 Other operating income with undertakings within the group	129	0	0	0	0
	5 Other operating income (outside the group)	130	29,086,230	2,955,484	20,266,830	3,794,546
II.	<b>OPERATING EXPENSES (ADP 132+133+137+141+142+143+146+153)</b>	<b>131</b>	<b>1,043,534,718</b>	<b>379,617,802</b>	<b>804,709,745</b>	<b>283,247,800</b>
	1 Changes in inventories of work in progress and finished goods	132	3,772,145	-2,415,088	-637,355	-3,955,455
	<b>2 Material costs (ADP 134 to 136)</b>	<b>133</b>	<b>701,998,868</b>	<b>256,022,367</b>	<b>513,318,636</b>	<b>181,432,387</b>
	a) Costs of raw materials and consumables	134	540,524,690	193,285,605	428,113,524	152,220,936
	b) Costs of goods sold	135	93,209,895	36,409,904	31,544,256	8,119,586
	c) Other external costs	136	68,264,283	26,326,858	53,660,856	21,091,865
	<b>3 Staff costs (ADP 138 to 140)</b>	<b>137</b>	<b>199,170,070</b>	<b>79,241,544</b>	<b>154,954,469</b>	<b>58,002,291</b>
	a) Net salaries and wages	138	123,836,699	49,181,680	98,228,999	36,665,492
	b) Tax and contributions from salary costs	139	43,525,095	17,487,948	33,070,492	12,498,612
	c) Contributions on salaries	140	31,808,276	12,571,916	23,654,978	8,838,187
	4 Depreciation	141	81,756,432	28,144,093	71,657,761	23,518,954
	5 Other costs	142	48,567,103	16,495,640	39,314,599	12,405,632
	<b>6 Value adjustments (ADP 144+145)</b>	<b>143</b>	<b>0</b>	<b>0</b>	<b>0</b>	<b>0</b>
	a) fixed assets other than financial assets	144	0	0	0	0
	b) current assets other than financial assets	145	0	0	0	0
	<b>7 Provisions (ADP 147 to 152)</b>	<b>146</b>	<b>235,150</b>	<b>-556,921</b>	<b>0</b>	<b>0</b>
	a) Provisions for pensions, termination benefits and similar obligations	147	0	-568,050	0	0
	b) Provisions for tax liabilities	148	0	0	0	0
	c) Provisions for ongoing legal cases	149	189,934	-45	0	0
	d) Provisions for renewal of natural resources	150	0	0	0	0
	e) Provisions for warranty obligations	151	0	0	0	0
	f) Other provisions	152	45,216	11,174	0	0
	8 Other operating expenses	153	8,034,950	2,686,167	26,101,635	11,843,991

# Statement of profit or loss

for the period 1.1.2020 to 30.9.2020  
Submitter: AD Plastik Group

	Item 1	ADP code 2	Same period of the previous year		Current period	
			Cumulative 3	Quarter 4	Cumulative 5	Quarter 6
III.	<b>FINANCIAL INCOME (ADP 155 to 164)</b>	154	17,291,646	5,456,389	18,278,519	2,046,786
	1 Income from investments in holdings (shares) of undertakings within the group	155	0	0	0	0
	2 Income from investments in holdings (shares) of companies linked by virtue of participating interests	156	0	0	0	0
	3 Income from other long-term financial investment and loans granted to undertakings within the group	157	0	0	0	0
	4 Other interest income from operations with undertakings within the group	158	0	0	0	0
	5 Exchange rate differences and other financial income from operations with undertakings within the group	159	10,526,789	3,945,110	5,885,088	-413,602
	6 Income from other long-term financial investments and loans	160	5,862	-1	0	0
	7 Other interest income	161	362,986	135,720	314,425	64,687
	8 Exchange rate differences and other financial income	162	6,396,009	1,375,560	12,079,006	2,395,701
	9 Unrealised gains (income) from financial assets	163	0	0	0	0
	10 Other financial income	164	0	0	0	0
IV.	<b>FINANCIAL EXPENSES (ADP 166 to 172)</b>	165	28,744,305	7,570,933	45,780,879	14,465,748
	1 Interest expenses and similar expenses with undertakings within the group	166	0	0	0	0
	2 Exchange rate differences and other expenses from operations with undertakings within the group	167	12,675,043	4,449,904	15,271,075	7,083,352
	3 Interest expenses and similar expenses	168	10,075,026	3,089,059	7,749,170	2,351,870
	4 Exchange rate differences and other expenses	169	5,994,236	31,970	22,760,634	5,030,526
	5 Unrealised losses (expenses) from financial assets	170	0	0	0	0
	6 Value adjustments of financial assets (net)	171	0	0	0	0
	7 Other financial expenses	172	0	0	0	0
V.	<b>SHARE IN PROFIT FROM UNDERTAKINGS LINKED BY VIRTUE OF PARTICIPATING INTERESTS</b>	173	29,941,963	7,592,701	10,094,785	6,314,979
VI.	<b>SHARE IN PROFIT FROM JOINT VENTURES</b>	174	0	0	0	0
VII.	<b>SHARE IN LOSS OF COMPANIES LINKED BY VIRTUE OF PARTICIPATING INTEREST</b>	175	0	0	0	0
VIII.	<b>SHARE IN LOSS OF JOINT VENTURES</b>	176	0	0	0	0
IX.	<b>TOTAL INCOME (ADP 125+154+173 + 174)</b>	177	1,142,553,524	394,714,669	870,051,314	301,257,786
X.	<b>TOTAL EXPENDITURE (ADP 131+165+175 + 176)</b>	178	1,072,279,023	387,188,735	850,490,624	297,713,548
XI.	<b>PRE-TAX PROFIT OR LOSS (ADP 177-178)</b>	179	70,274,501	7,525,934	19,560,690	3,544,238
	1 Pre-tax profit (ADP 177-178)	180	70,274,501	7,525,934	19,560,690	3,544,238
	2 Pre-tax loss (ADP 178-177)	181	0	0	0	0
XII.	<b>INCOME TAX</b>	182	6,411,604	664,670	-4,225,257	-2,935,312
XIII.	<b>PROFIT OR LOSS FOR THE PERIOD (ADP 179-182)</b>	183	63,862,897	6,861,264	23,785,947	6,479,550
	1 Profit for the period (ADP 179-182)	184	63,862,897	6,861,264	23,785,947	6,479,550
	2 Loss for the period (ADP 182-179)	185	0	0	0	0



# Statement of profit or loss

for the period 1.1.2020 to 30.9.2020  
Submitter: AD Plastik Group

Item 1	ADP code 2	Same period of the previous year		Current period		
		Cumulative 3	Quarter 4	Cumulative 5	Quarter 6	
<b>DISCONTINUED OPERATIONS (to be filled in by undertakings subject to IFRS only with discontinued operations)</b>						
XIV.	PRE-TAX PROFIT OR LOSS OF DISCONTINUED OPERATIONS (ADP 187-188)	186	0	0	0	0
	1 Pre-tax profit from discontinued operations	187	0	0	0	0
	2 Pre-tax loss on discontinued operations	188	0	0	0	0
XV.	INCOME TAX OF DISCONTINUED OPERATIONS	189	0	0	0	0
	1 Discontinued operations profit for the period (ADP 186-189)	190	0	0	0	0
	2 Discontinued operations loss for the period (ADP 189-186)	191	0	0	0	0
<b>TOTAL OPERATIONS (to be filled in only by undertakings subject to IFRS with discontinued operations)</b>						
XVI.	PRE-TAX PROFIT OR LOSS (ADP 179+186)	192	0	0	0	0
	1 Pre-tax profit (ADP 192)	193	0	0	0	0
	2 Pre-tax loss (ADP 192)	194	0	0	0	0
XVII.	INCOME TAX (ADP 182+189)	195	0	0	0	0
XVIII.	PROFIT OR LOSS FOR THE PERIOD (ADP 192-195)	196	0	0	0	0
	1 Profit for the period (ADP 192-195)	197	0	0	0	0
	2 Loss for the period (ADP 195-192)	198	0	0	0	0
<b>APPENDIX to the P&amp;L (to be filled in by undertakings that draw up consolidated annual financial statements)</b>						
XIX.	PROFIT OR LOSS FOR THE PERIOD (ADP 200+201)	199	63,862,897	6,861,264	23,785,947	6,479,550
	1 Attributable to owners of the parent	200	63,862,812	6,861,253	23,785,947	6,479,550
	2 Attributable to minority (non-controlling) interest	201	85	11	0	0
<b>STATEMENT OF OTHER COMPREHENSIVE INCOME (to be filled in by undertakings subject to IFRS)</b>						
I.	PROFIT OR LOSS FOR THE PERIOD	202	63,862,897	6,861,264	23,785,947	6,479,550
II.	OTHER COMPREHENSIVE INCOME/LOSS BEFORE TAX (ADP 204 to 211)	203	18,183,280	4,827,862	-40,821,846	-21,952,789
	1 Exchange rate differences from translation of foreign operations	204	18,183,280	4,827,862	-40,821,846	-21,952,789
	2 Changes in revaluation reserves of fixed tangible and intangible assets	205	0	0	0	0
	3 Profit or loss arising from subsequent measurement of financial assets available for sale	206	0	0	0	0
	4 Profit or loss arising from effective cash flow hedging	207	0	0	0	0
	5 Profit or loss arising from effective hedge of a net investment in a foreign operation	208	0	0	0	0
	6 Share in other comprehensive income/loss of companies linked by virtue of participating interests	209	0	0	0	0
	7 Actuarial gains/losses on the defined benefit obligation	210	0	0	0	0
	8 Other changes in equity unrelated to owners	211	0	0	0	0
III.	TAX ON OTHER COMPREHENSIVE INCOME FOR THE PERIOD	212	3,130,410	974,682	-5,223,971	-3,076,771
IV.	NET OTHER COMPREHENSIVE INCOME OR LOSS (ADP 203-212)	213	15,052,870	3,853,180	-35,597,875	-18,876,018
V.	COMPREHENSIVE INCOME OR LOSS FOR THE PERIOD (ADP 202+213)	214	78,915,767	10,714,444	-11,811,928	-12,396,468
<b>APPENDIX to the Statement on comprehensive income (to be filled in by undertakings that draw up consolidated statements)</b>						
VI.	COMPREHENSIVE INCOME OR LOSS FOR THE PERIOD (ADP 216+217)	215	78,915,768	10,714,444	-11,811,929	-12,396,469
	1 1 Attributable to owners of the parent	216	78,915,614	10,714,411	-11,811,929	-12,396,469
	2 2 Attributable to minority (non-controlling) interest	217	154	33	0	0

# Statement of cash flows

## indirect method

for the period 1.1.2020 to 30.9.2020  
Submitter: AD Plastik Group

Item 1	ADP code 2	Same period of the previous year 3	Current period 4
<b>CASH FLOW FROM OPERATING ACTIVITIES</b>			
1 Pre-tax profit	001	70,274,501	19,560,690
2 Adjustments (ADP 003 to 010):	002	82,834,556	132,939,195
a) Depreciation	003	81,756,432	71,657,761
b) Gains and losses from sale and value adjustment of fixed tangible and intangible assets	004	-2,752,344	-6,244,568
c) Gains and losses from sale and unrealised gains and losses and value adjustment of financial assets	005	0	0
d) Interest and dividend income	006	-362,986	-314,425
e) Interest expenses	007	10,075,026	7,749,170
f) Provisions	008	-1,755,745	-546,157
g) Exchange rate differences (unrealised)	009	2,299,665	19,922,722
h) Other adjustments for non-cash transactions and unrealised gains and losses	010	-6,425,492	40,714,692
I. Cash flow increase or decrease before changes in working capital (ADP 001+002)	011	153,109,057	152,499,885
3 Changes in the working capital (ADP 013 to 016)	012	-55,213,989	-91,158,773
a) Increase or decrease in short-term liabilities	013	-19,587,966	-125,891,736
b) Increase or decrease in short-term receivables	014	-12,707,176	320,414
c) Increase or decrease in inventories	015	-22,918,847	34,412,549
d) Other increase or decrease in working capital	016	0	0
II. Cash from operations (ADP 011+012)	017	97,895,068	61,341,112
4 Interest paid	018	-9,873,705	-5,312,403
5 Income tax paid	019	0	-54,636
A NET CASH FLOW FROM OPERATING ACTIVITIES (ADP 017 to 019)	020	88,021,363	55,974,073
<b>CASH FLOW FROM INVESTMENT ACTIVITIES</b>			
1 Cash receipts from sales of fixed tangible and intangible assets	021	6,462,775	26,821,684
2 Cash receipts from sales of financial instruments	022	0	0
3 Interest received	023	356,257	316,399
4 Dividends received	024	40,345,999	20,340,875
5 Cash receipts from repayment of loans and deposits	025	327,270	0
6 Other cash receipts from investment activities	026	1,766,400	21,365,434
III. Total cash receipts from investment activities (ADP 021 to 026)	027	49,258,701	68,844,392
1 Cash payments for the purchase of fixed tangible and intangible assets	028	-125,457,986	-40,255,440
2 Cash payments for the acquisition of financial instruments	029	0	0
3 Cash payments for loans and deposits for the period	030	-260,000	0
4 Acquisition of a subsidiary, net of cash acquired	031	0	0
5 Other cash payments from investment activities	032	0	0
IV. Total cash payments from investment activities (ADP 028 to 032)	033	-125,717,986	-40,255,440
B NET CASH FLOW FROM INVESTMENT ACTIVITIES (ADP 027 +033)	034	-76,459,285	28,588,952

# Statement of cash flows

## indirect method

for the period 1.1.2020 to 30.9.2020  
Submitter: AD Plastik Group

Item 1	ADP code 2	Same period of the previous year 3	Current period 4
<b>CASH FLOW FROM FINANCING ACTIVITIES</b>			
1 Cash receipts from the increase in initial (subscribed) capital	035	0	0
2 Cash receipts from the issue of equity financial instruments and debt financial instruments	036	0	0
3 Cash receipts from credit principals, loans and other borrowings	037	131,376,777	53,435,314
4 Other cash receipts from financing activities	038	0	0
<b>V. Total cash receipts from financing activities (ADP 035 to 038)</b>	<b>039</b>	<b>131,376,777</b>	<b>53,435,314</b>
1 Cash payments for the repayment of credit principals, loans and other borrowings and debt financial instruments	040	-110,864,755	-100,625,865
2 Cash payments for dividends	041	-51,675,903	-16,522,104
3 Cash payments for finance lease	042	-1,039,568	-6,466,295
4 Cash payments for the redemption of treasury shares and decrease in initial (subscribed) capital	043	-904,660	0
5 Other cash payments from financing activities	044	0	0
<b>VI. Total cash payments from financing activities (ADP 040 to 044)</b>	<b>045</b>	<b>-164,484,886</b>	<b>-123,614,264</b>
<b>C NET CASH FLOW FROM FINANCING ACTIVITIES (ADP 039 +045)</b>	<b>046</b>	<b>-33,108,109</b>	<b>-70,178,950</b>
1 Unrealised exchange rate differences in respect of cash and cash equivalents	047	-553,184	144,892
<b>D NET INCREASE OR DECREASE IN CASH FLOWS (ADP 020+034+046+047)</b>	<b>048</b>	<b>-22,099,215</b>	<b>14,528,967</b>
<b>E CASH AND CASH EQUIVALENTS AT THE BEGINNING OF THE PERIOD</b>	<b>049</b>	<b>36,338,122</b>	<b>27,071,513</b>
<b>F CASH AND CASH EQUIVALENTS AT THE END OF THE PERIOD(ADP 048+049)</b>	<b>050</b>	<b>14,238,907</b>	<b>41,600,480</b>



# Statement of changes in equity

for the period 1.1.2020 to 30.9.2020  
Submitter: AD Plastik Group

Item	ADP code	Attributable to owners of the parent														Minority (non-controlling) interest	Total capital and reserves
		Initial (subscribed) capital	Capital reserves	Legal reserves	Reserves for treasury shares	Treasury shares and holdings (deductible item)	Statutory reserves	Other reserves	Revaluation reserves	Fair value of financial assets available for sale	Cash flow hedge - effective portion	Hedge of a net investment in a foreign operation - effective portion	Retained profit / loss brought forward	Profit/loss for the business year	Total attributable to owners of the parent		
1	2	3	4	5	6	7	8	9	10	11	12	13	14	15	16 (3 to 6 - 7 + 8 to 15)	17	18 (16+17)
<b>PREVIOUS PERIOD</b>																	
1	01	419,958,400	192,309,626	7,040,079	22,124,003	12,124,003	125,369	-39,074,128	-13,117,054	0	0	0	117,588,420	89,319,984	784,150,696	51	784,150,747
2	02	0	0	0	0	0	0	0	0	0	0	0	0	0	0	0	0
3	03	0	0	0	0	0	0	0	0	0	0	0	0	0	0	0	0
4	04	419,958,400	192,309,626	7,040,079	22,124,003	12,124,003	125,369	-39,074,128	-13,117,054	0	0	0	117,588,420	89,319,984	784,150,696	51	784,150,747
5	05	0	0	0	0	0	0	0	0	0	0	0	0	63,862,812	63,862,812	85	63,862,897
6	06	0	0	0	0	0	0	2,531,201	0	0	0	0	0	0	2,531,201	31	2,531,232
7	07	0	0	0	0	0	0	0	-6,797,221	0	0	0	6,797,221	0	0	0	0
8	08	0	0	0	0	0	0	0	0	0	0	0	0	0	0	0	0
9	09	0	0	0	0	0	0	0	0	0	0	0	0	0	0	0	0
10	10	0	0	0	0	0	0	0	0	0	0	0	0	0	0	0	0
11	11	0	0	0	0	0	0	0	0	0	0	0	0	0	0	0	0
12	12	0	0	0	0	0	0	0	0	0	0	0	0	0	0	0	0
13	13	0	0	0	0	0	0	0	15,652,026	0	0	0	0	0	15,652,026	17	15,652,043
14	14	0	0	0	0	0	0	0	-3,130,406	0	0	0	0	0	-3,130,406	0	-3,130,406
15	15	0	0	0	0	0	0	0	0	0	0	0	0	0	0	0	0
16	16	0	0	0	0	0	0	0	0	0	0	0	0	0	0	0	0
17	17	0	0	0	0	0	0	0	0	0	0	0	0	0	0	0	0
18	18	0	0	0	0	904,659	0	0	0	0	0	0	0	0	-904,659	0	-904,659
19	19	0	0	0	0	0	0	0	0	0	0	0	-51,675,903	0	-51,675,903	0	-51,675,903
20	20	0	84,840	-922,066	-1,233,540	-1,233,540	0	1,233,540	4,860,744	0	0	0	-156,116	0	5,100,942	50	5,100,992
21	21	0	0	0	0	0	0	0	0	0	0	0	89,319,984	-89,319,984	0	0	0
22	22	0	0	0	0	0	0	0	0	0	0	0	0	0	0	0	0
23	23	419,958,400	192,394,466	6,118,013	20,890,463	11,795,122	125,369	-35,309,387	-2,531,911	0	0	0	161,873,606	63,862,812	815,586,709	234	815,586,943
<b>APPENDIX TO THE STATEMENT OF CHANGES IN EQUITY (to be filled in by undertakings that draw up financial statements in accordance with the IFRS)</b>																	
I.	24	0	0	0	0	0	0	2,531,201	5,724,399	0	0	0	6,797,221	0	15,052,821	48	15,052,869
II.	25	0	0	0	0	0	0	2,531,201	5,724,399	0	0	0	6,797,221	63,862,812	78,915,633	133	78,915,766
III.	26	0	84,840	-922,066	-1,233,540	-328,881	0	1,233,540	4,860,744	0	0	0	37,487,965	-89,319,984	-47,479,620	50	-47,479,570



# Statement of changes in equity

for the period 1.1.2020 to 30.9.2020  
Submitter: AD Plastik Group

Item	ADP code	Attributable to owners of the parent														Minority (non-controlling) interest	Total capital and reserves	
		Initial (subscribed) capital	Capital reserves	Legal reserves	Reserves for treasury shares	Treasury shares and holdings (deductible item)	Statutory reserves	Other reserves	Revaluation reserves	Fair value of financial assets available for sale	Cash flow hedge - effective portion	Hedge of a net investment in a foreign operation - effective portion	Retained profit / loss brought forward	Profit/loss for the business year	Total attributable to owners of the parent			
1	2	3	4	5	6	7	8	9	10	11	12	13	14	15	16 (3 to 6 - 7 + 8 to 15)	17	18 (16+17)	
<b>CURRENT PERIOD</b>																		
1	Balance on the first day of the current business year	27	419,958,400	192,394,466	6,123,451	20,890,463	11,795,123	125,369	21,957,120	-6,019,702	0	0	0	112,874,255	102,639,397	859,148,096	0	859,148,096
2	Changes in accounting policies	28	0	0	0	0	0	0	0	0	0	0	0	0	0	0	0	0
3	Correction of errors	29	0	0	0	0	0	0	0	0	0	0	0	0	0	0	0	0
4	Balance on the first day of the current business year (restated) (ADP 27 to 29)	30	419,958,400	192,394,466	6,123,451	20,890,463	11,795,123	125,369	21,957,120	-6,019,702	0	0	0	112,874,255	102,639,397	859,148,096	0	859,148,096
5	Profit/loss of the period	31	0	0	0	0	0	0	0	0	0	0	0	23,785,947	23,785,947	0	23,785,947	
6	Exchange rate differences from translation of foreign operations	32	0	0	0	0	0	-14,701,994	0	0	0	0	0	0	-14,701,994	0	-14,701,994	
7	Changes in revaluation reserves of fixed tangible and intangible assets	33	0	0	0	0	0	0	0	0	0	0	0	0	0	0	0	
8	Profit or loss arising from subsequent measurement of financial assets available for sale	34	0	0	0	0	0	0	0	0	0	0	0	0	0	0	0	
9	Profit or loss arising from effective cash flow hedge	35	0	0	0	0	0	0	0	0	0	0	0	0	0	0	0	
10	Profit or loss arising from effective hedge of a net investment in a foreign operation	36	0	0	0	0	0	0	0	0	0	0	0	0	0	0	0	
11	Share in other comprehensive income/loss of companies linked by virtue of participating interests	37	0	0	0	0	0	0	0	0	0	0	0	0	0	0	0	
12	Actuarial gains/losses on the defined benefit obligation	38	0	0	0	0	0	0	0	0	0	0	0	0	0	0	0	
13	Other changes in equity unrelated to owners	39	0	0	0	0	0	0	-26,119,853	0	0	0	0	0	-26,119,853	0	-26,119,853	
14	Tax on transactions recognised directly in equity	40	0	0	0	0	0	0	5,223,971	0	0	0	0	0	5,223,971	0	5,223,971	
15	Increase/decrease in initial (subscribed) capital (other than from reinvesting profit and other than arising from the pre-bankruptcy settlement procedure)	41	0	0	0	0	0	0	0	0	0	0	0	0	0	0	0	
16	Increase in initial (subscribed) capital arising from the reinvestment of profit	42	0	0	0	0	0	0	0	0	0	0	0	0	0	0	0	
17	Increase in initial (subscribed) capital arising from the pre-bankruptcy settlement procedure	43	0	0	0	0	0	0	0	0	0	0	0	0	0	0	0	
18	Redemption of treasury shares/holdings	44	0	0	0	0	0	0	0	0	0	0	0	0	0	0	0	
19	Payment of share in profit/dividend	45	0	0	0	0	0	0	0	0	0	0	-16,522,104	0	-16,522,104	0	-16,522,104	
20	Other distribution to owners	46	0	0	-275,746	0	0	0	21,698,677	0	0	0	-21,422,931	0	0	0	0	
21	Transfer to reserves according to the annual schedule	47	0	0	0	0	0	0	0	0	0	0	102,639,397	-102,639,397	0	0	0	
22	Increase in reserves arising from the pre-bankruptcy settlement procedure	48	0	0	0	0	0	0	0	0	0	0	0	0	0	0	0	
23	23 Balance on the last day of the current business year reporting period (ADP 30 to 48)	49	419,958,400	192,394,466	5,847,705	20,890,463	11,795,123	125,369	28,953,803	-26,915,584	0	0	0	177,568,617	23,785,947	830,814,063	0	830,814,063
<b>APPENDIX TO THE STATEMENT OF CHANGES IN EQUITY (to be filled in by undertakings that draw up financial statements in accordance with the IFRS)</b>																		
I.	OTHER COMPREHENSIVE INCOME FOR THE CURRENT PERIOD, NET OF TAX (ADP 32 to 40)	50	0	0	0	0	0	0	-14,701,994	-20,895,882	0	0	0	0	0	-35,597,876	0	-35,597,876
II.	COMPREHENSIVE INCOME OR LOSS FOR THE CURRENT PERIOD (ADP 31+50)	51	0	0	0	0	0	0	-14,701,994	-20,895,882	0	0	0	23,785,947	-11,811,929	0	-11,811,929	
III.	TRANSACTIONS WITH OWNERS IN THE CURRENT PERIOD RECOGNISED DIRECTLY IN EQUITY (ADP 41 to 48)	52	0	0	-275,746	0	0	0	21,698,677	0	0	0	0	64,694,362	-102,639,397	-16,522,104	0	-16,522,104

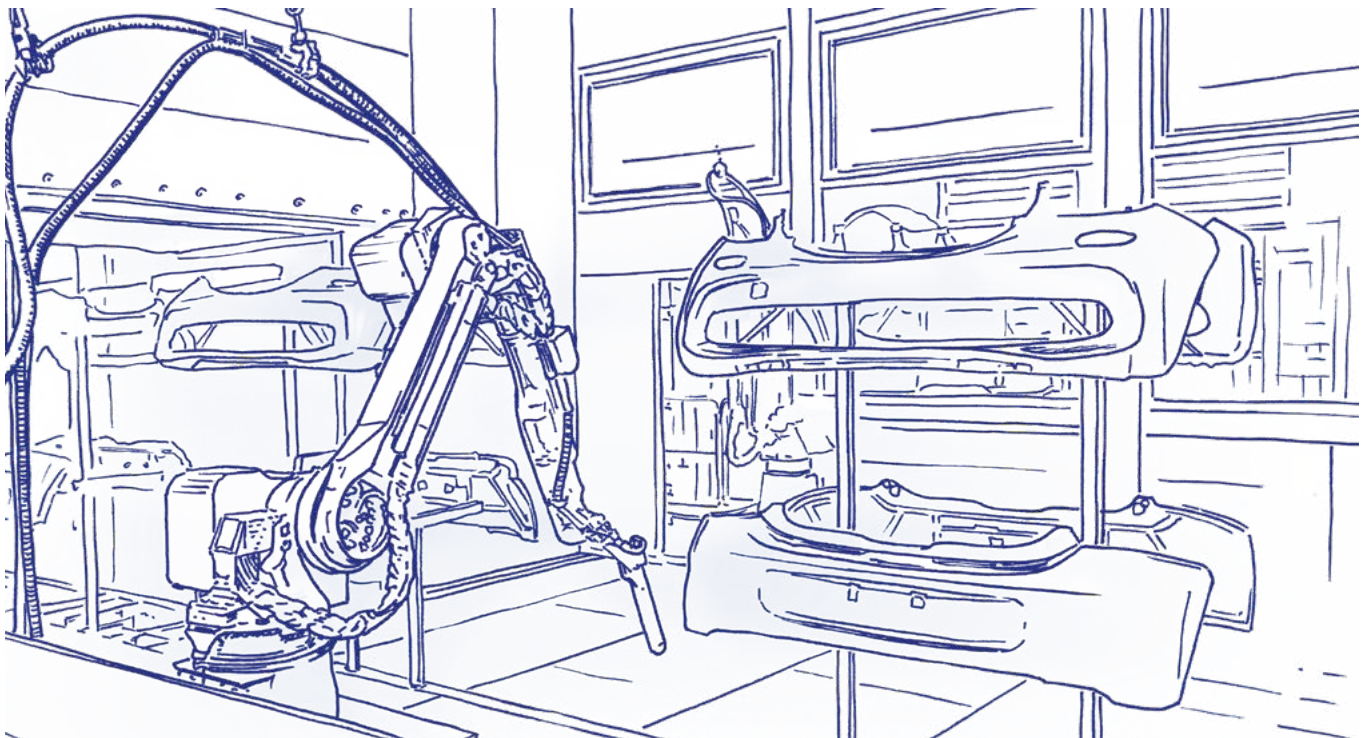
# Notes to financial statements - TFI

<b>Name of the issuer:</b>	<b>AD PLASTIK d.d.</b>
<b>Personal identification number (OIB):</b>	<b>48351740621</b>
<b>Reporting period:</b>	<b>1. 1. 2020 - 30. 9. 2020</b>

Notes to financial statements for quarterly periods include:

- a) an explanation of business events relevant to understanding changes in the statement of financial position and financial performance for the quarterly reporting period of the issuer with respect to the last business year: information is provided regarding these events and relevant information published in the last annual financial statement is updated
- b) an explanation of business events relevant to understanding changes in the statement of financial position and financial performance for the quarterly reporting period of the issuer with respect to the last business year: information is provided regarding these events and relevant information published in the last annual financial statement is updated
- c) a statement explaining that the same accounting policies are applied while drawing up financial statements for the quarterly reporting period as in the latest annual financial statements or, in the case where the accounting policies have changed, a description of the nature and effect of the changes
- d) a description of the financial performance in the case of the issuer whose business is seasonal.

Notes to financial statements are available as part of AD Plastik Group's Interim Report. Interim Report is available on Zagreb Stock Exchange website.



# Annex 1

## ISSUER'S GENERAL DATA

Reporting period:	1. 1. 2020.	to	30. 9. 2020.
Year:	2020	Quarter:	3.

## Quarterly financial statements

Registration number (MB):	03440494	Issuer's home Member State code:	HR
Entity's registration number (MBS):	060007090		
Personal identification number (OIB):	48351740621	LEI	549300NFX18SRZHNT751
Institution code:	382		
Name of the issuer:	AD PLASTIK d.d.		
Postcode and town:	21210	Solin	
Street and house number:	Matoševa 8		
E-mail address:	informacije@adplastik.hr		
Web address:	www.adplastik.hr		
Number of employees (end of the reporting period):	1565		
Consolidated report:	KN	(KN-not consolidated/KD-consolidated)	
Audited:	RN	(RN-not audited/RD-audited)	

Names of subsidiaries (according to IFRS):	Registered office:	MB:

Bookkeeping firm:	No	(Yes/No)
Contact person:	Jurun Krešimir	(only name and surname of the contact person)
Telephone:	021/206-663	
E-mail address:	kresimir.jurun@adplastik.hr	
Audit firm:		(name of the audit firm)
Certified auditor:		(name and surname)

# Balance sheet

balance as at 30.9.2020, Submitter: AD Plastik d.d.

	Item 1	ADP code 2	Last day of the preceding business year 3	At the reporting date of the current period 4
<b>ASSETS</b>				
A	RECEIVABLES FOR SUBSCRIBED CAPITAL UNPAID	001	0	0
B	FIXED ASSETS (ADP 003+010+020+031+036)	002	978,056,810	938,678,116
	<b>I. Intangible assets (ADP 004 to 009)</b>	<b>003</b>	<b>84,089,683</b>	<b>72,730,685</b>
	1 Research and development	004	52,454,329	40,367,512
	2 Concessions, patents, licences, trademarks, software and other rights	005	1,791,008	1,860,096
	3 Goodwill	006	0	0
	4 Advances for the purchase of intangible assets	007	0	0
	5 Intangible assets in preparation	008	24,918,567	26,418,955
	6 Other intangible assets	009	4,925,779	4,084,122
	<b>II. Tangible assets (ADP 011 to 019)</b>	<b>010</b>	<b>637,973,635</b>	<b>608,491,627</b>
	1 Land	011	130,283,873	130,477,513
	2 Buildings	012	177,405,514	175,606,921
	3 Plant and equipment	013	206,776,858	202,832,261
	4 Tools, working inventory and transportation assets	014	37,685,644	39,833,809
	5 Biological assets	015	0	0
	6 Advances for the purchase of tangible assets	016	0	0
	7 Tangible assets in preparation	017	17,699,922	8,848,570
	8 Other tangible assets	018	13,715,998	9,586,804
	9 Investment property	019	54,405,826	41,305,749
	<b>III. Fixed financial assets (ADP 021 to 030)</b>	<b>020</b>	<b>237,455,542</b>	<b>238,671,606</b>
	1 Investments in holdings (shares) of undertakings within the group	021	127,611,746	127,611,746
	2 Investments in other securities of undertakings within the group	022	0	0
	3 Loans, deposits, etc. to undertakings within the group	023	88,026,941	89,243,005
	4 Investments in holdings (shares) of companies linked by virtue of participating interests	024	21,755,155	21,755,155
	5 Investment in other securities of companies linked by virtue of participating interests	025	0	0
	6 Loans, deposits etc. to companies linked by virtue of participating interests	026	0	0
	7 Investments in securities	027	61,700	61,700
	8 Loans, deposits, etc. given	028	0	0
	9 Other investments accounted for using the equity method	029	0	0
	10 Other fixed financial assets	030	0	0
	<b>IV. Receivables (ADP 032 to 035)</b>	<b>031</b>	<b>17,813,341</b>	<b>18,059,589</b>
	1 Receivables from undertakings within the group	032	17,813,341	18,059,589
	2 Receivables from companies linked by virtue of participating interests	033	0	0
	3 Customer receivables	034	0	0
	4 Other receivables	035	0	0
	<b>V. Deferred tax assets</b>	<b>036</b>	<b>724,609</b>	<b>724,609</b>



# Balance sheet

balance as at 30.9.2020, Submitter: AD Plastik d.d.

	Item 1	ADP code 2	Last day of the preceding business year 3	At the reporting date of the current period 4
<b>ASSETS</b>				
<b>C</b>	<b>CURRENT ASSETS (ADP 038+046+053+063)</b>	<b>037</b>	<b>380,361,323</b>	<b>375,977,519</b>
	<b>I. Inventories (ADP 039 to 045)</b>	<b>038</b>	<b>96,990,107</b>	<b>91,160,721</b>
	1 Raw materials and consumables	039	56,594,784	46,739,282
	2 Work in progress	040	7,905,494	8,827,398
	3 Finished goods	041	13,629,235	12,334,140
	4 Merchandise	042	6,963,298	13,302,532
	5 Advances for inventories	043	11,897,296	9,957,369
	6 Fixed assets held for sale	044	0	0
	7 Biological assets	045	0	0
	<b>II. Receivables (ADP 047 to 052)</b>	<b>046</b>	<b>262,108,523</b>	<b>236,004,446</b>
	1 Receivables from undertakings within the group	047	61,297,415	54,285,056
	2 Receivables from companies linked by virtue of participating interests	048	4,029,717	3,239,791
	3 Customer receivables	049	181,057,964	168,282,284
	4 Receivables from employees and members of the undertaking	050	28,112	62,409
	5 Receivables from government and other institutions	051	13,969,608	7,223,399
	6 Other receivables	052	1,725,707	2,911,507
	<b>III. Current financial assets (ADP 054 to 062)</b>	<b>053</b>	<b>12,964,346</b>	<b>12,825,121</b>
	1 Investments in holdings (shares) of undertakings within the group	054	0	0
	2 Investments in other securities of undertakings within the group	055	0	0
	3 Loans, deposits, etc. to undertakings within the group	056	12,652,386	12,825,121
	4 Investments in holdings (shares) of companies linked by virtue of participating interests	057	0	0
	5 Investment in other securities of companies linked by virtue of participating interests	058	0	0
	6 Loans, deposits etc. to companies linked by virtue of participating interests	059	0	0
	7 Investments in securities	060	0	0
	8 Loans, deposits, etc. given	061	0	0
	9 Other financial assets	062	311,960	0
	<b>IV. Cash at bank and in hand</b>	<b>063</b>	<b>8,298,347</b>	<b>35,987,231</b>
<b>D</b>	<b>PREPAID EXPENSES AND ACCRUED INCOME</b>	<b>064</b>	<b>68,260,012</b>	<b>30,409,549</b>
<b>E</b>	<b>TOTAL ASSETS (ADP 001+002+037+064)</b>	<b>065</b>	<b>1,426,678,145</b>	<b>1,345,065,184</b>
<b>F</b>	<b>OFF-BALANCE SHEET ITEMS</b>	<b>066</b>	<b>22,814,271</b>	<b>85,546,474</b>

# Balance sheet

balance as at 30.9.2020, Submitter: AD Plastik d.d.

	Item 1	ADP code 2	Last day of the preceding business year 3	At the reporting date of the current period 4
<b>LIABILITIES</b>				
<b>A</b>	<b>CAPITAL AND RESERVES (ADP 068 to 070+076+077+081+084+087)</b>	<b>067</b>	<b>772,036,814</b>	<b>798,261,655</b>
	I. Initial (subscribed) capital	068	419,958,400	419,958,400
	II. Capital reserves	069	191,988,358	191,988,358
	III. Reserves from profit (ADP 071+072-073+074+075)	070	69,944,305	91,642,982
	1 Legal reserves	071	6,128,852	6,128,852
	2 Reserves for treasury shares	072	20,890,463	20,890,463
	3 Treasury shares and holdings (deductible item)	073	-11,795,123	-11,795,123
	4 Statutory reserves	074	0	0
	5 Other reserves	075	54,720,113	76,418,790
	IV. Revaluation reserves	076	0	0
	V. Fair value reserves (ADP 078 to 080)	077	0	0
	1 Fair value of financial assets available for sale	078	0	0
	2 Cash flow hedge - effective portion	079	0	0
	3 Hedge of a net investment in a foreign operation - effective portion	080	0	0
	VI. Retained profit or loss brought forward (ADP 082-083)	081	0	51,924,970
	1 Retained profit	082	0	51,924,970
	2 Loss brought forward	083	0	0
	VII. Profit or loss for the business year (ADP 085-086)	084	90,145,751	42,746,945
	1 Profit for the business year	085	90,145,751	42,746,945
	2 Loss for the business year	086	0	0
	VIII. Minority (non-controlling) interest	087	0	0
<b>B</b>	<b>PROVISIONS (ADP 089 to 094)</b>	<b>088</b>	<b>16,621,974</b>	<b>16,588,479</b>
	1 Provisions for pensions, termination benefits and similar obligations	089	2,127,752	2,127,752
	2 Provisions for tax liabilities	090	0	0
	3 Provisions for ongoing legal cases	091	599,418	565,923
	4 Provisions for renewal of natural resources	092	0	0
	5 Provisions for warranty obligations	093	0	0
	6 Other provisions	094	13,894,804	13,894,804
<b>C</b>	<b>LONG-TERM LIABILITIES (ADP 096 to 106)</b>	<b>095</b>	<b>184,183,966</b>	<b>165,019,615</b>
	1 Liabilities to undertakings within the group	096	0	0
	2 Liabilities for loans, deposits, etc. of undertakings within the group	097	0	0
	3 Liabilities to companies linked by virtue of participating interests	098	0	0
	4 Liabilities for loans, deposits etc. of companies linked by virtue of participating interests	099	0	0
	5 Liabilities for loans, deposits etc.	100	600,000	185,023
	6 Liabilities to banks and other financial institutions	101	176,744,003	159,490,514
	7 Liabilities for advance payments	102	0	0
	8 Liabilities to suppliers	103	0	0
	9 Liabilities for securities	104	0	0
	10 Other long-term liabilities	105	6,839,963	5,344,078
	11 Deferred tax liability	106	0	0

# Balance sheet

balance as at 30.9.2020, Submitter: AD Plastik d.d.

	Item 1	ADP code 2	Last day of the preceding business year 3	At the reporting date of the current period 4
<b>LIABILITIES</b>				
<b>D</b>	<b>SHORT-TERM LIABILITIES (ADP 108 to 121)</b>	<b>107</b>	<b>449,667,371</b>	<b>342,883,778</b>
	1 Liabilities to undertakings within the group	108	11,079,065	12,691,462
	2 Liabilities for loans, deposits, etc. of undertakings within the group	109	0	0
	3 Liabilities to companies linked by virtue of participating interests	110	7,599	0
	4 Liabilities for loans, deposits etc. of companies linked by virtue of participating interests	111	0	0
	5 Liabilities for loans, deposits etc.	112	37,212,900	37,720,945
	6 Liabilities to banks and other financial institutions	113	170,930,193	161,085,524
	7 Liabilities for advance payments	114	20,717,083	8,651,326
	8 Liabilities to suppliers	115	184,830,522	99,487,811
	9 Liabilities for securities	116	0	0
	10 Liabilities to employees	117	10,897,067	10,171,194
	11 Taxes, contributions and similar liabilities	118	6,888,466	7,650,826
	12 Liabilities arising from the share in the result	119	91,373	91,373
	13 Liabilities arising from fixed assets held for sale	120	0	0
	14 Other short-term liabilities	121	7,013,103	5,333,317
<b>E</b>	<b>ACCRUALS AND DEFERRED INCOME</b>	<b>122</b>	<b>4,168,020</b>	<b>22,311,657</b>
<b>F</b>	<b>TOTAL – LIABILITIES (ADP 067+088+095+107+122)</b>	<b>123</b>	<b>1,426,678,145</b>	<b>1,345,065,184</b>
<b>G</b>	<b>OFF-BALANCE SHEET ITEMS</b>	<b>124</b>	<b>22,814,271</b>	<b>85,546,474</b>



# Statement of profit and loss

for the period 1.1.2020 to 30.9.2020  
 Submitter: AD Plastik d.d.

Item 1	ADP code 2	Same period of the previous year		Current period	
		Cumulative 3	Quarter 4	Cumulative 5	Quarter 6
<b>I. OPERATING INCOME (ADP 126 to 130)</b>	<b>125</b>	<b>774,675,693</b>	<b>235,220,655</b>	<b>601,194,111</b>	<b>209,029,599</b>
1 Income from sales with undertakings within the group	126	41,357,838	12,856,789	29,930,971	13,719,407
2 Income from sales (outside group)	127	714,778,350	221,085,802	551,510,763	192,207,660
3 Income from the use of own products, goods and services	128	1,387,410	1,387,410	1,458,715	28,053
4 Other operating income with undertakings within the group	129	3,530,450	2,257,953	698,992	323,282
5 Other operating income (outside the group)	130	13,621,645	-2,367,299	17,594,670	2,751,197
<b>II. OPERATING EXPENSES (ADP 132+133+137+141+142+143+146+153)</b>	<b>131</b>	<b>744,331,327</b>	<b>236,321,288</b>	<b>569,014,064</b>	<b>208,918,834</b>
1 Changes in inventories of work in progress and finished goods	132	1,403,503	-2,062,497	373,191	435,847
<b>2 Material costs (ADP 134 to 136)</b>	<b>133</b>	<b>531,848,246</b>	<b>169,833,711</b>	<b>383,765,415</b>	<b>136,401,495</b>
a) Costs of raw materials and consumables	134	356,463,319	104,808,779	283,338,886	96,121,423
b) Costs of goods sold	135	124,505,152	46,312,402	60,829,393	24,942,690
c) Other external costs	136	50,879,775	18,712,530	39,597,136	15,337,382
<b>3 Staff costs (ADP 138 to 140)</b>	<b>137</b>	<b>122,854,874</b>	<b>42,020,294</b>	<b>94,449,740</b>	<b>38,113,578</b>
a) Net salaries and wages	138	76,808,726	26,124,277	60,542,368	24,208,503
b) Tax and contributions from salary costs	139	29,449,150	10,230,322	22,085,711	8,915,909
c) Contributions on salaries	140	16,596,998	5,665,695	11,821,661	4,989,166
4 Depreciation	141	49,830,899	17,600,899	52,602,502	17,908,500
5 Other costs	142	35,521,706	8,906,089	29,842,649	9,560,258
<b>6 Value adjustments (ADP 144+145)</b>	<b>143</b>	<b>0</b>	<b>0</b>	<b>0</b>	<b>0</b>
a) fixed assets other than financial assets	144	0	0	0	0
b) current assets other than financial assets	145	0	0	0	0
<b>7 Provisions (ADP 147 to 152)</b>	<b>146</b>	<b>0</b>	<b>0</b>	<b>0</b>	<b>0</b>
a) Provisions for pensions, termination benefits and similar obligations	147	0	0	0	0
b) Provisions for tax liabilities	148	0	0	0	0
c) Provisions for ongoing legal cases	149	0	0	0	0
d) Provisions for renewal of natural resources	150	0	0	0	0
e) Provisions for warranty obligations	151	0	0	0	0
f) Other provisions	152	0	0	0	0
8 Other operating expenses	153	2,872,099	22,792	7,980,567	6,499,156



# Statement of profit or loss

for the period 1.1.2020 to 30.9.2020  
Submitter: AD Plastik d.d.

	Item 1	ADP code 2	Same period of the previous year		Current period	
			Cumulative 3	Quarter 4	Cumulative 5	Quarter 6
III.	<b>FINANCIAL INCOME (ADP 155 to 164)</b>	154	35,860,589	11,017,627	27,850,316	7,274,412
	1 Income from investments in holdings (shares) of undertakings within the group	155	0	0	0	0
	2 Income from investments in holdings (shares) of companies linked by virtue of participating interests	156	30,051,000	10,017,000	15,285,973	5,095,324
	3 Income from other long-term financial investment and loans granted to undertakings within the group	157	0	0	0	0
	4 Other interest income from operations with undertakings within the group	158	3,191,663	1,127,338	2,634,970	883,486
	5 Exchange rate differences and other financial income from operations with undertakings within the group	159	349,613	38,622	2,344,322	-303,669
	6 Income from other long-term financial investments and loans	160	5,862	-1	0	0
	7 Other interest income	161	6,007	2,361	373	145
	8 Exchange rate differences and other financial income	162	2,256,444	-167,693	7,584,678	1,599,126
	9 Unrealised gains (income) from financial assets	163	0	0	0	0
	10 Other financial income	164	0	0	0	0
IV.	<b>FINANCIAL EXPENSES (ADP 166 to 172)</b>	165	9,487,387	2,291,734	17,283,418	3,319,480
	1 Interest expenses and similar expenses with undertakings within the group	166	0	0	0	0
	2 Exchange rate differences and other expenses from operations with undertakings within the group	167	559,619	-171,501	631,792	227,632
	3 Interest expenses and similar expenses	168	6,966,584	2,122,921	5,608,985	1,720,630
	4 Exchange rate differences and other expenses	169	1,961,184	340,314	11,042,641	1,371,218
	5 Unrealised losses (expenses) from financial assets	170	0	0	0	0
	6 Value adjustments of financial assets (net)	171	0	0	0	0
	7 Other financial expenses	172	0	0	0	0
V.	<b>SHARE IN PROFIT FROM UNDERTAKINGS LINKED BY VIRTUE OF PARTICIPATING INTERESTS</b>	173	0	0	0	0
VI.	<b>SHARE IN PROFIT FROM JOINT VENTURES</b>	174	0	0	0	0
VII.	<b>SHARE IN LOSS OF COMPANIES LINKED BY VIRTUE OF PARTICIPATING INTEREST</b>	175	0	0	0	0
VIII.	<b>SHARE IN LOSS OF JOINT VENTURES</b>	176	0	0	0	0
IX.	<b>TOTAL INCOME (ADP 125+154+173 + 174)</b>	177	810,536,282	246,238,282	629,044,427	216,304,011
X.	<b>TOTAL EXPENDITURE (ADP 131+165+175 + 176)</b>	178	753,818,714	238,613,022	586,297,482	212,238,314
XI.	<b>PRE-TAX PROFIT OR LOSS (ADP 177-178)</b>	179	56,717,568	7,625,260	42,746,945	4,065,697
	1 Pre-tax profit (ADP 177-178)	180	56,717,568	7,625,260	42,746,945	4,065,697
	2 Pre-tax loss (ADP 178-177)	181	0	0	0	0
XII.	<b>INCOME TAX</b>	182	339,735	0	0	0
XIII.	<b>PROFIT OR LOSS FOR THE PERIOD (ADP 179-182)</b>	183	56,377,833	7,625,260	42,746,945	4,065,697
	1 Profit for the period (ADP 179-182)	184	56,377,833	7,625,260	42,746,945	4,065,697
	2 Loss for the period (ADP 182-179)	185	0	0	0	0

# Statement of profit or loss

for the period 1.1.2020 to 30.9.2020  
Submitter: AD Plastik d.d.

Item 1	ADP code 2	Same period of the previous year		Current period		
		Cumulative 3	Quarter 4	Cumulative 5	Quarter 6	
<b>DISCONTINUED OPERATIONS (to be filled in by undertakings subject to IFRS only with discontinued operations)</b>						
XIV.	PRE-TAX PROFIT OR LOSS OF DISCONTINUED OPERATIONS (ADP 187-188)	186	0	0	0	0
	1 Pre-tax profit from discontinued operations	187	0	0	0	0
	2 Pre-tax loss on discontinued operations	188	0	0	0	0
XV.	INCOME TAX OF DISCONTINUED OPERATIONS	189	0	0	0	0
	1 Discontinued operations profit for the period (ADP 186-189)	190	0	0	0	0
	2 Discontinued operations loss for the period (ADP 189-186)	191	0	0	0	0
<b>TOTAL OPERATIONS (to be filled in only by undertakings subject to IFRS with discontinued operations)</b>						
XVI.	PRE-TAX PROFIT OR LOSS (ADP 179+186)	192	0	0	0	0
	1 Pre-tax profit (ADP 192)	193	0	0	0	0
	2 Pre-tax loss (ADP 192)	194	0	0	0	0
XVII.	INCOME TAX (ADP 182+189)	195	0	0	0	0
XVIII.	PROFIT OR LOSS FOR THE PERIOD (ADP 192-195)	196	0	0	0	0
	1 Profit for the period (ADP 192-195)	197	0	0	0	0
	2 Loss for the period (ADP 195-192)	198	0	0	0	0
<b>APPENDIX to the P&amp;L (to be filled in by undertakings that draw up consolidated annual financial statements)</b>						
XIX.	PROFIT OR LOSS FOR THE PERIOD (ADP 200+201)	199	0	0	0	0
	1 Attributable to owners of the parent	200	0	0	0	0
	2 Attributable to minority (non-controlling) interest	201	0	0	0	0
<b>STATEMENT OF OTHER COMPREHENSIVE INCOME (to be filled in by undertakings subject to IFRS)</b>						
I.	PROFIT OR LOSS FOR THE PERIOD	202	56,377,833	7,625,260	42,746,945	4,065,697
II.	OTHER COMPREHENSIVE INCOME/LOSS BEFORE TAX (ADP 204 to 211)	203	0	0	0	0
	1 Exchange rate differences from translation of foreign operations	204	0	0	0	0
	2 Changes in revaluation reserves of fixed tangible and intangible assets	205	0	0	0	0
	3 Profit or loss arising from subsequent measurement of financial assets available for sale	206	0	0	0	0
	4 Profit or loss arising from effective cash flow hedging	207	0	0	0	0
	5 Profit or loss arising from effective hedge of a net investment in a foreign operation	208	0	0	0	0
	6 Share in other comprehensive income/loss of companies linked by virtue of participating interests	209	0	0	0	0
	7 Actuarial gains/losses on the defined benefit obligation	210	0	0	0	0
	8 Other changes in equity unrelated to owners	211	0	0	0	0
III.	TAX ON OTHER COMPREHENSIVE INCOME FOR THE PERIOD	212	0	0	0	0
IV.	NET OTHER COMPREHENSIVE INCOME OR LOSS (ADP 203-212)	213	0	0	0	0
V.	COMPREHENSIVE INCOME OR LOSS FOR THE PERIOD (ADP 202+213)	214	56,377,833	7,625,260	42,746,945	4,065,697
<b>APPENDIX to the Statement on comprehensive income (to be filled in by undertakings that draw up consolidated statements)</b>						
VI.	COMPREHENSIVE INCOME OR LOSS FOR THE PERIOD (ADP 216+217)	215	0	0	0	0
	1 1 Attributable to owners of the parent	216	0	0	0	0
	2 2 Attributable to minority (non-controlling) interest	217	0	0	0	0

# Statement of cash flows

## indirect method

for the period 1.1.2020 to 30.9.2020  
Submitter: AD Plastik d.d.

Item 1	ADP code 2	Same period of the previous year 3	Current period 4
<b>CASH FLOW FROM OPERATING ACTIVITIES</b>			
1 Pre-tax profit	001	56,717,568	42,746,945
2 Adjustments (ADP 003 to 010):	002	49,026,415	88,649,838
a) Depreciation	003	49,830,899	52,602,502
b) Gains and losses from sale and value adjustment of fixed tangible and intangible assets	004	-3,223,958	-9,458,044
c) Gains and losses from sale and unrealised gains and losses and value adjustment of financial assets	005	0	0
d) Interest and dividend income	006	-33,255,000	-17,921,316
e) Interest expenses	007	6,967,000	5,608,985
f) Provisions	008	-1,880,917	-33,495
g) Exchange rate differences (unrealised)	009	-70,758	1,857,106
h) Other adjustments for non-cash transactions and unrealised gains and losses	010	30,659,149	55,994,100
I. Cash flow increase or decrease before changes in working capital (ADP 001+002)	011	105,743,983	131,396,783
3 Changes in the working capital (ADP 013 to 016)	012	-66,148,431	-84,833,623
a) Increase or decrease in short-term liabilities	013	-22,616,096	-93,777,766
b) Increase or decrease in short-term receivables	014	-36,605,093	3,114,757
c) Increase or decrease in inventories	015	-6,927,242	5,829,386
d) Other increase or decrease in working capital	016	0	0
II. Cash from operations (ADP 011+012)	017	39,595,552	46,563,160
4 Interest paid	018	-6,702,495	-3,842,510
5 Income tax paid	019	0	0
A NET CASH FLOW FROM OPERATING ACTIVITIES (ADP 017 to 019)	020	32,893,057	42,720,650
<b>CASH FLOW FROM INVESTMENT ACTIVITIES</b>			
1 Cash receipts from sales of fixed tangible and intangible assets	021	6,462,775	27,876,853
2 Cash receipts from sales of financial instruments	022	0	0
3 Interest received	023	299,931	727,801
4 Dividends received	024	40,345,999	20,340,875
5 Cash receipts from repayment of loans and deposits	025	27,426,718	0
6 Other cash receipts from investment activities	026	1,766,401	19,854,928
III. Total cash receipts from investment activities (ADP 021 to 026)	027	76,301,824	68,800,457
1 Cash payments for the purchase of fixed tangible and intangible assets	028	-101,419,502	-28,945,353
2 Cash payments for the acquisition of financial instruments	029	0	0
3 Cash payments for loans and deposits for the period	030	-260,000	0
4 Acquisition of a subsidiary, net of cash acquired	031	0	0
5 Other cash payments from investment activities	032	0	0
IV. Total cash payments from investment activities (ADP 028 to 032)	033	-101,679,502	-28,945,353
B NET CASH FLOW FROM INVESTMENT ACTIVITIES (ADP 027 +033)	034	-25,377,678	39,855,104

# Statement of cash flows

## indirect method

for the period 1.1.2020 to 30.9.2020  
Submitter: AD Plastik d.d.

Item 1	ADP code 2	Same period of the previous year 3	Current period 4
<b>CASH FLOW FROM FINANCING ACTIVITIES</b>			
1 Cash receipts from the increase in initial (subscribed) capital	035	0	0
2 Cash receipts from the issue of equity financial instruments and debt financial instruments	036	0	0
3 Cash receipts from credit principals, loans and other borrowings	037	108,756,948	52,504,566
4 Other cash receipts from financing activities	038	0	0
<b>V. Total cash receipts from financing activities (ADP 035 to 038)</b>	<b>039</b>	<b>108,756,948</b>	<b>52,504,566</b>
1 Cash payments for the repayment of credit principals, loans and other borrowings and debt financial instruments	040	-76,739,685	-85,170,464
2 Cash payments for dividends	041	-51,675,903	-16,522,104
3 Cash payments for finance lease	042	-363,771	-5,587,196
4 Cash payments for the redemption of treasury shares and decrease in initial (subscribed) capital	043	-904,660	0
5 Other cash payments from financing activities	044	0	0
<b>VI. Total cash payments from financing activities (ADP 040 to 044)</b>	<b>045</b>	<b>-129,684,019</b>	<b>-107,279,764</b>
<b>C NET CASH FLOW FROM FINANCING ACTIVITIES (ADP 039 +045)</b>	<b>046</b>	<b>-20,927,071</b>	<b>-54,775,198</b>
1 Unrealised exchange rate differences in respect of cash and cash equivalents	047	-14,242	-111,672
<b>D NET INCREASE OR DECREASE IN CASH FLOWS (ADP 020+034+046+047)</b>	<b>048</b>	<b>-13,425,934</b>	<b>27,688,884</b>
<b>E CASH AND CASH EQUIVALENTS AT THE BEGINNING OF THE PERIOD</b>	<b>049</b>	<b>16,135,861</b>	<b>8,298,347</b>
<b>F CASH AND CASH EQUIVALENTS AT THE END OF THE PERIOD(ADP 048+049)</b>	<b>050</b>	<b>2,709,927</b>	<b>35,987,231</b>



# Statement of changes in equity

for the period 1.1.2020 to 30.9.2020  
Submitter: AD Plastik d.d.

Item	ADP code	Attributable to owners of the parent														Minority (non-controlling) interest	Total capital and reserves
		Initial (subscribed) capital	Capital reserves	Legal reserves	Reserves for treasury shares	Treasury shares and holdings (deductible item)	Statutory reserves	Other reserves	Revaluation reserves	Fair value of financial assets available for sale	Cash flow hedge - effective portion	Hedge of a net investment in a foreign operation - effective portion	Retained profit / loss brought forward	Profit/loss for the business year	Total attributable to owners of the parent		
1	2	3	4	5	6	7	8	9	10	11	12	13	14	15	16 (3 to 6 - 7 + 8 to 15)	17	18 (16+17)
<b>PREVIOUS PERIOD</b>																	
1	01	419,958,400	191,903,518	6,128,852	22,124,003	12,124,003	0	2,806,439	0	0	0	0	13,394,775	88,961,262	733,153,246	0	733,153,246
2	02	0	0	0	0	0	0	0	0	0	0	0	0	0	0	0	0
3	03	0	0	0	0	0	0	0	0	0	0	0	0	0	0	0	0
4	04	419,958,400	191,903,518	6,128,852	22,124,003	12,124,003	0	2,806,439	0	0	0	0	13,394,775	88,961,262	733,153,246	0	733,153,246
5	05	0	0	0	0	0	0	0	0	0	0	0	0	56,377,833	56,377,833	0	56,377,833
6	06	0	0	0	0	0	0	0	0	0	0	0	0	0	0	0	0
7	07	0	0	0	0	0	0	0	0	0	0	0	0	0	0	0	0
8	08	0	0	0	0	0	0	0	0	0	0	0	0	0	0	0	0
9	09	0	0	0	0	0	0	0	0	0	0	0	0	0	0	0	0
10	10	0	0	0	0	0	0	0	0	0	0	0	0	0	0	0	0
11	11	0	0	0	0	0	0	0	0	0	0	0	0	0	0	0	0
12	12	0	0	0	0	0	0	0	0	0	0	0	0	0	0	0	0
13	13	0	0	0	0	0	0	0	0	0	0	0	0	0	0	0	0
14	14	0	0	0	0	0	0	0	0	0	0	0	0	0	0	0	0
15	15	0	0	0	0	0	0	0	0	0	0	0	0	0	0	0	0
16	16	0	0	0	0	0	0	0	0	0	0	0	0	0	0	0	0
17	17	0	0	0	0	0	0	0	0	0	0	0	0	0	0	0	0
18	18	0	0	0	0	904,659	0	0	0	0	0	0	0	0	0	-904,659	-904,659
19	19	0	0	0	0	0	0	0	0	0	0	0	-51,675,903	0	-51,675,903	0	-51,675,903
20	20	0	84,840	0	-1,233,540	-1,233,540	0	1,233,540	0	0	0	0	0	0	1,318,380	0	1,318,380
21	21	0	0	0	0	0	0	0	0	0	0	0	88,961,262	-88,961,262	0	0	0
22	22	0	0	0	0	0	0	0	0	0	0	0	0	0	0	0	0
23	23	419,958,400	191,988,358	6,128,852	20,890,463	11,795,122	0	4,039,979	0	0	0	0	50,680,134	56,377,833	738,268,897	0	738,268,897
<b>APPENDIX TO THE STATEMENT OF CHANGES IN EQUITY (to be filled in by undertakings that draw up financial statements in accordance with the IFRS)</b>																	
I.	24	0	0	0	0	0	0	0	0	0	0	0	0	0	0	0	0
II.	25	0	0	0	0	0	0	0	0	0	0	0	0	56,377,833	56,377,833	0	56,377,833
III.	26	0	84,840	0	-1,233,540	-328,881	0	1,233,540	0	0	0	0	37,285,359	-88,961,262	-51,262,182	0	-51,262,182



# Statement of changes in equity

for the period 1.1.2020 to 30.9.2020  
Submitter: AD Plastik d.d.

Item	ADP code	Attributable to owners of the parent														Minority (non-controlling) interest	Total capital and reserves
		Initial (subscribed) capital	Capital reserves	Legal reserves	Reserves for treasury shares	Treasury shares and holdings (deductible item)	Statutory reserves	Other reserves	Revaluation reserves	Fair value of financial assets available for sale	Cash flow hedge - effective portion	Hedge of a net investment in a foreign operation - effective portion	Retained profit / loss brought forward	Profit/loss for the business year	Total attributable to owners of the parent		
1	2	3	4	5	6	7	8	9	10	11	12	13	14	15	16 (3 to 6 - 7 + 8 to 15)	17	18 (16+17)
<b>CURRENT PERIOD</b>																	
1 Balance on the first day of the current business year	27	419,958,400	191,988,358	6,128,852	20,890,463	11,795,123	0	54,720,113	0	0	0	0	0	90,145,751	772,036,814	0	772,036,814
2 Changes in accounting policies	28	0	0	0	0	0	0	0	0	0	0	0	0	0	0	0	0
3 Correction of errors	29	0	0	0	0	0	0	0	0	0	0	0	0	0	0	0	0
4 Balance on the first day of the current business year (restated) (ADP 27 to 29)	30	419,958,400	191,988,358	6,128,852	20,890,463	11,795,123	0	54,720,113	0	0	0	0	0	90,145,751	772,036,814	0	772,036,814
5 Profit/loss of the period	31	0	0	0	0	0	0	0	0	0	0	0	0	42,746,945	42,746,945	0	42,746,945
6 Exchange rate differences from translation of foreign operations	32	0	0	0	0	0	0	0	0	0	0	0	0	0	0	0	0
7 Changes in revaluation reserves of fixed tangible and intangible assets	33	0	0	0	0	0	0	0	0	0	0	0	0	0	0	0	0
8 Profit or loss arising from subsequent measurement of financial assets available for sale	34	0	0	0	0	0	0	0	0	0	0	0	0	0	0	0	0
9 Profit or loss arising from effective cash flow hedge	35	0	0	0	0	0	0	0	0	0	0	0	0	0	0	0	0
10 Profit or loss arising from effective hedge of a net investment in a foreign operation	36	0	0	0	0	0	0	0	0	0	0	0	0	0	0	0	0
11 Share in other comprehensive income/loss of companies linked by virtue of participating interests	37	0	0	0	0	0	0	0	0	0	0	0	0	0	0	0	0
12 Actuarial gains/losses on the defined benefit obligation	38	0	0	0	0	0	0	0	0	0	0	0	0	0	0	0	0
13 Other changes in equity unrelated to owners	39	0	0	0	0	0	0	0	0	0	0	0	0	0	0	0	0
14 Tax on transactions recognised directly in equity	40	0	0	0	0	0	0	0	0	0	0	0	0	0	0	0	0
15 Increase/decrease in initial (subscribed) capital (other than from reinvesting profit and other than arising from the pre-bankruptcy settlement procedure)	41	0	0	0	0	0	0	0	0	0	0	0	0	0	0	0	0
16 Increase in initial (subscribed) capital arising from the reinvestment of profit	42	0	0	0	0	0	0	0	0	0	0	0	0	0	0	0	0
17 Increase in initial (subscribed) capital arising from the pre-bankruptcy settlement procedure	43	0	0	0	0	0	0	0	0	0	0	0	0	0	0	0	0
18 Redemption of treasury shares/holdings	44	0	0	0	0	0	0	0	0	0	0	0	0	0	0	0	0
19 Payment of share in profit/dividend	45	0	0	0	0	0	0	0	0	0	0	0	-16,522,104	0	-16,522,104	0	-16,522,104
20 Other distribution to owners	46	0	0	0	0	0	0	21,698,677	0	0	0	0	-21,698,677	0	0	0	0
21 Transfer to reserves according to the annual schedule	47	0	0	0	0	0	0	0	0	0	0	0	90,145,751	-90,145,751	0	0	0
22 Increase in reserves arising from the pre-bankruptcy settlement procedure	48	0	0	0	0	0	0	0	0	0	0	0	0	0	0	0	0
23 Balance on the last day of the current business year reporting period (ADP 30 to 48)	49	419,958,400	191,988,358	6,128,852	20,890,463	11,795,123	0	76,418,790	0	0	0	0	51,924,970	42,746,945	798,261,655	0	798,261,655
<b>APPENDIX TO THE STATEMENT OF CHANGES IN EQUITY (to be filled in by undertakings that draw up financial statements in accordance with the IFRS)</b>																	
I OTHER COMPREHENSIVE INCOME FOR THE CURRENT PERIOD, NET OF TAX (ADP 32 to 40)	50	0	0	0	0	0	0	0	0	0	0	0	0	0	0	0	0
II COMPREHENSIVE INCOME OR LOSS FOR THE CURRENT PERIOD (ADP 31+50)	51	0	0	0	0	0	0	0	0	0	0	0	0	42,746,945	42,746,945	0	42,746,945
III TRANSACTIONS WITH OWNERS IN THE CURRENT PERIOD RECOGNISED DIRECTLY IN EQUITY (ADP 41 to 48)	52	0	0	0	0	0	0	21,698,677	0	0	0	0	51,924,970	-90,145,751	-16,522,104	0	-16,522,104

# Notes to financial statements - TFI

## (drawn up for quarterly reporting periods)

<b>Name of the issuer:</b>	<b>AD PLASTIK d.d.</b>
<b>Personal identification number (OIB):</b>	<b>48351740621</b>
<b>Reporting period:</b>	<b>1. 1. 2020 - 30. 9. 2020</b>

Notes to financial statements for quarterly periods include:

- a) an explanation of business events relevant to understanding changes in the statement of financial position and financial performance for the quarterly reporting period of the issuer with respect to the last business year: information is provided regarding these events and relevant information published in the last annual financial statement is updated
- b) information on the access to the latest annual financial statements, for the purpose of understanding information published in the notes to financial statements drawn up for the quarterly reporting period
- c) a statement explaining that the same accounting policies are applied while drawing up financial statements for the quarterly reporting period as in the latest annual financial statements or, in the case where the accounting policies have changed, a description of the nature and effect of the changes
- d) a description of the financial performance in the case of the issuer whose business is seasonal.

Notes to financial statements are available as part of AD Plastik Group's Interim Report. Interim Report is available on Zagreb Stock Exchange website.



Solin, October 2020

## Management's statement of responsibility

The financial statements of AD Plastik Group and the Company AD Plastik d.d. Solin are prepared in accordance with the International Financial Reporting Standards (IFRS) and the Croatian Law on Accounting.

The consolidated financial statements of AD Plastik Group and the financial statements of the Company AD Plastik d.d. for the period from January 1 to September 30 2020, give a complete and true review of the assets and liabilities, profit and loss, financial position and business activities of the issuers and companies included in the consolidation as a whole.

The management report for the period until September 30 2020, contains an accurate and true display of the development and results of the business activities of the Company with a description of the most significant risks and uncertainties to which the Company is exposed.

Marinko Došen,  
President of the Management Board



Mladen Peroš,  
Member of the Management Board



Višnja Bijelić,  
Member of the Management Board



Ivan Čupić,  
Member of the Management Board



The Company is registered at the Court Register of the Commercial Court of Split under the Registered Company Number (MBS): 060007090  
Company Identification Number (OIB): 48351740621  
IBAN: HR04 2340 0091 1101 5371 1, Privredna banka Zagreb d.d., Zagreb

The capital stock in the amount of HRK 419,958,400 was paid in full.  
AD Plastik issued a total of 4,199,584 of ordinary shares, in nominal amount of HRK 100.  
President of the Management Board: Marinko Došen  
Management Board members: Mladen Peroš, Višnja Bijelić, Ivan Čupić  
President of the Supervisory Board: Sergey Dmitrievich Bodrunov

# Your needs. Our drive.

Solin, October 2020

[www.adplastik.hr](http://www.adplastik.hr)

