




# 2020

## INTERIM REPORT

BY MANAGEMENT OF AD PLASTIK GROUP AND THE COMPANY AD PLASTIK D.D. SOLIN

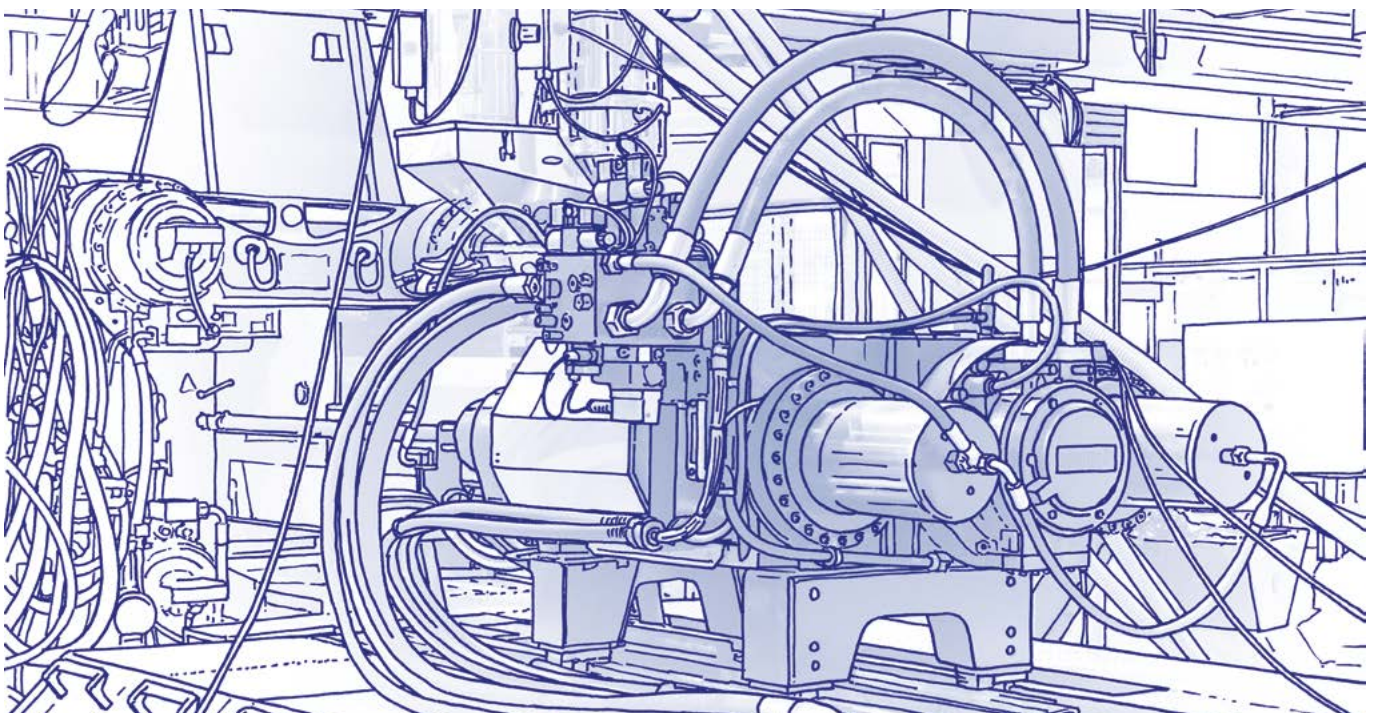
FOR THE FIRST THREE MONTHS OF 2020





# Contents

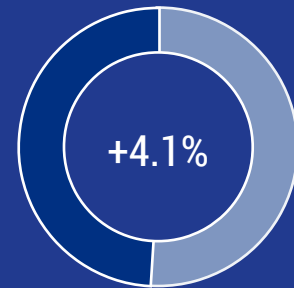
<b>Management Report of AD Plastik Group and the company AD Plastik d.d. Solin for the period 1. 1. 2020 - 31. 3. 2020.....</b>	<b>3</b>
Operating revenue, EBITDA and Net profit	3
Comment by Marinko Došen, President of the Management Board	5
Financial results for the first three months of 2020	6
Operating revenue per sales markets of AD Plastik Group without affiliated company	11
AD Plastik Group with consolidation of the corresponding ownership part in affiliated company	13
Share	15
<b>Financial statement of AD Plastik Group .....</b>	<b>17</b>
Balance sheet	18
Statement of profit or loss	22
Statement of cash flows (indirect method)	25
Statement of changes in equity	27
Notes to financial statements - TFI	29
<b>Financial statement of the company AD Plastik .....</b>	<b>30</b>
Balance sheet	31
Statement of profit or loss	35
Statement of cash flows (indirect method)	38
Statement of changes in equity	40
Notes to financial statements - TFI	42
<b>Management's statement of responsibility.....</b>	<b>43</b>



# Operating revenue, EBITDA and Net profit of AD Plastik Group

**HRK 362.58 million**

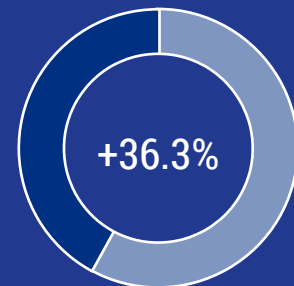
OPERATING REVENUE



compared to the first  
three months of 2019

**HRK 62.70 million**

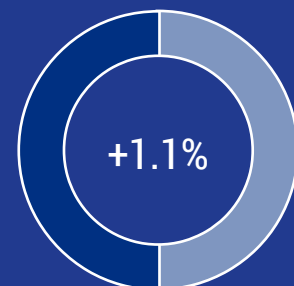
EBITDA



compared to the first  
three months of 2019

**HRK 28.16 million**

NET PROFIT

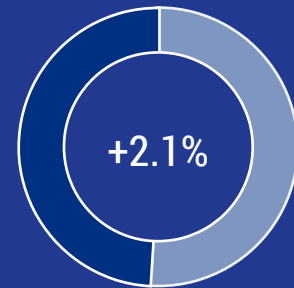


compared to the first  
three months of 2019

# Operating revenue, EBITDA and Net profit of the company AD Plastik

**HRK 258.88 million**

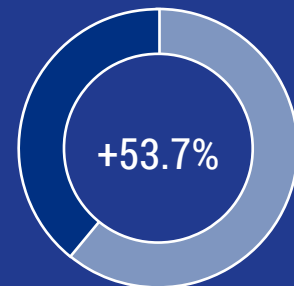
OPERATING REVENUE



compared to the first  
three months of 2019

**HRK 45.32 million**

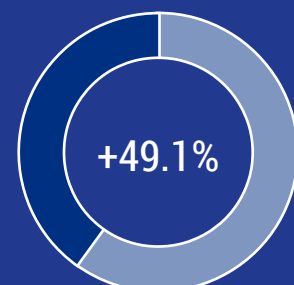
EBITDA



compared to the first  
three months of 2019

**HRK 31.54 million**

NET PROFIT



compared to the first  
three months of 2019

## Comment by Marinko Došen, President of the Management Board



We present to you the business results of AD Plastik Group for the first quarter of 2020. In some other circumstances, we would emphasize our satisfaction with the results achieved, but this reporting period will remain primarily remembered for the COVID-19 virus pandemic, which has been significantly affecting our lives and the global economy as a whole.

We have made a safe step into this year and for most of this reporting period we operated in accordance with our plans and goals. Thus, the growth of our operating revenue continued also in this period, which at the Group level amounted to HRK 362.6 million and increased by 4.1 percent compared to the same period last year. The Group's EBITDA amounted to HRK 62.7 million, representing an increase of 36.3 percent compared to the same period last year.

In March, all of us were faced with significant challenges caused by the spread of the COVID-19 virus, and in the second half of the month our customers were forced to temporarily stop their production facilities. As a consequence, our business was also affected, so we gradually and temporarily stopped production in our factories as well. The consequences of the crisis, with a smaller time lag compared to the EU, have also affected business in the Russian market.

Despite very difficult and demanding circumstances, the Group's net profit was slightly higher than last year and it amounted to HRK 28.2 million. The crisis also had a negative impact on the global capital market as expected, and consequently on the Croatian capital market, where in March the value of almost all shares has fallen.

The stable financial position of the company makes it easier for us to bear the brunt of the crisis we have been facing, and we also use Government measures to ensure business sustainability. At all Group's sites, we undertake a range of activities to protect the health and safety of our employees. Although this situation is sure to change a lot, we have been constantly taking care of the sustainability of our business and we use this situation as an opportunity to learn and improve.

Our goal is to overcome this crisis with as few consequences as possible and maintain our position as a quality and reliable partner. The vision and direction in which we want to develop are clear and we will not give up on that. The crisis will slow us down a bit, but it will certainly not stop us. I believe that we will succeed in this and in the long run justify the trust of all our stakeholders.

Marinko Došen  
President of the Management Board



# Financial results for the first three months of 2020

AD Plastik Group is comprised of the following companies during the reporting period:


- AD Plastik d.d., Croatia
- AO AD Plastik Togliatti, Russia
- ZAO AD Plastik Kaluga, Russia
- ADP d.o.o., Serbia
- AD Plastik d.o.o., Slovenia
- AD Plastik Tisza Kft., Hungary

(hereinafter: AD Plastik Group)

For the most part of the first quarter of 2020, AD Plastik Group's operations were in accordance with the set goals and plans. The serial production of several vehicles, i.e. the redesigned Twingo and Smart, the new Clio 5 and Ford Puma, which started last year, has enabled the continued growth in operating revenue. However, the impact of the crisis caused by the COVID-19 virus pandemic had an impact on the company's operations, mostly in the second half of March. As the investment public was previously informed, most of the customers temporarily stopped the production during this period, and accordingly the Group's factories have temporarily discontinued operations.

Despite the challenging situation in the global market, the results for the first quarter are satisfactory and they show growth in operating revenue and profit. AD Plastik Group's operating revenue

amounted to HRK 362.6 million and it increased by 4.1 percent compared to the same period last year, while in the parent company it increased by 2.1 percent and amounted to HRK 258.9 million. In the observed period, non-operating fixed assets in Makarska were sold, which had a one-time effect on revenue in the amount of HRK 11.4 million.

EBITDA at the Group level amounted to HRK 62.7 million, which was an increase of 36.3 percent compared to the same period last year, and in the parent company it grew by 53.7 percent and amounted to HRK 45.3 million. Along with higher profitability of new projects, EBITDA growth was significantly affected by revenue from the sale of non-operating assets and a government subsidy to preserve jobs in the amount of HRK 7.3 million. 

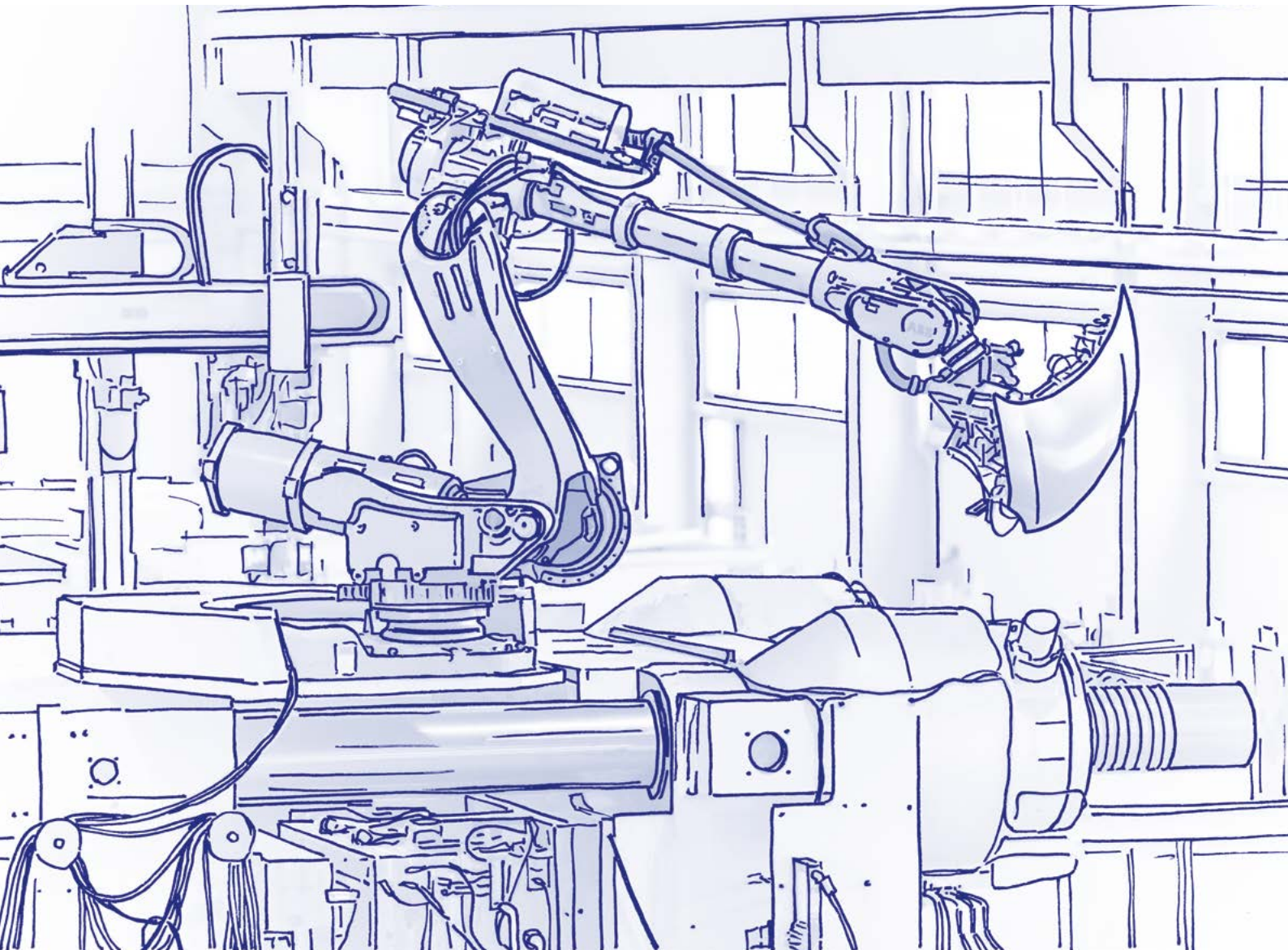


# Financial results for the first three months of 2020

➔ The weakening of the Russian ruble and the Hungarian forint exchange rates negatively affected the Group's net profit, which was slightly higher than last year and amounted to HRK 28.2 million. In the parent company, as a result of EBITDA growth, net profit increased by 49.1 percent and amounted to HRK 31.5 million.

The 2020 business plan sets out ambitious plans and goals, but due to force majeure caused by the COVID-19 virus pandemic, they will be changed. The consequences of the crisis cannot be accurately estimated at this time, nor can the impact on the operations of the AD Plastik Group be calculated, primarily because the crisis itself has not been completed and its duration cannot be estimat-

ed. The company has taken all necessary activities and measures to ensure the high level of safety of its employees to be ready to continue production at all sites when customers request it. Investments have been stopped until further notice and their investment plan is being revised and internal improvements and enhancements are being introduced. The company uses incentive measures to preserve jobs and to defer payment of tax liabilities, as well as the possibility of semi-annual delay of repayment of long-term loans principal. The stable financial position achieved in the last year and the historically highest revenue and profit facilitate the sustainability of business in these challenging times.



# Financial results for the first three months of 2020

## Key performance indicators

Indicators (in HRK 000)	AD Plastik Group			AD Plastik d.d.		
	1Q 2019	1Q 2020	Index	1Q 2019	1Q 2020	Index
Operating revenue	348,324	362,579	104.09	253,623	258,878	102.07
Sales revenue	345,371	348,171	100.81	251,144	245,247	97.65
Operating expenses	328,521	324,785	98.86	239,987	231,264	96.37
EBITDA	45,999	62,700	136.31	29,491	45,325	153.69
EBITDA last 4 quarters	155,561	214,166	137.67	77,147	137,173	177.81
Net profit	27,853	28,161	101.10	21,150	31,536	149.11
NFD	419,024	360,075	85.93	351,137	317,819	90.51
NFD/EBITDA last 4 quarters	2.69	1.68	62.42	4.55	2.32	50.90
EBITDA margin	13.21%	17.29%	409 bps	11.63%	17.51%	588 bps
Net profit margin	8.00%	7.77%	-23 bps	8.34%	12.18%	384 bps
ROE	10.77%	12.44%	167 bps	11.50%	13.15%	165 bps
Capex	35,386	10,766	30.42	32,433	8,059	24.85

## Operating expenses

Operating expenses (in HRK 000)	AD Plastik Group			AD Plastik d.d.		
	1Q 2019	1Q 2020	Index	1Q 2019	1Q 2020	Index
<b>OPERATING EXPENSES</b>	<b>328,521</b>	<b>324,785</b>	<b>98.86</b>	<b>239,987</b>	<b>231,264</b>	<b>96.37</b>
Changes in the value of work in process and finished products	884	2,505	283.41	3,674	1,004	27.32
Material costs	222,077	218,495	98.39	171,480	161,246	94.03
Staff costs	64,240	62,019	96.54	39,044	38,791	99.35
Amortization	26,197	24,906	95.07	15,854	17,711	111.71
Other costs	13,233	15,659	118.33	9,652	12,119	125.56
Other operating expenses	1,891	1,201	63.51	283	393	138.91



# Financial results for the first three months of 2020

## Net financial result

In the reporting period, the exchange rates of the Russian ruble and the Hungarian forint against the euro weakened significantly, which is the main reason for the less favorable financial result at

the Group level. In the parent company, the somewhat less favorable net financial result compared to the same period last year was caused by lower dividend income of the affiliated company.

Net financial result (in HRK 000)	AD Plastik Group			AD Plastik d.d.		
	1Q 2019	1Q 2020	Index	1Q 2019	1Q 2020	Index
<b>FINANCIAL REVENUE</b>	<b>7,297</b>	<b>8,514</b>	<b>116.68</b>	<b>11,318</b>	<b>12,176</b>	<b>107.58</b>
Positive exchange rate differences	7,195	8,432	117.20	1,068	6,211	581.62
Interest income	102	82	80.07	975	872	89.46
Dividends	-	-	-	9,275	5,093	54.92
<b>FINANCIAL EXPENSES</b>	<b>6,459</b>	<b>23,641</b>	<b>366.00</b>	<b>3,464</b>	<b>8,254</b>	<b>238.24</b>
Negative exchange rate differences	2,972	20,820	700.49	1,054	6,264	594.42
Interest expenses	3,487	2,821	80.89	2,411	1,990	82.56
<b>FINANCIAL RESULT</b>	<b>838</b>	<b>-15,126</b>	<b>-1805.16</b>	<b>7,854</b>	<b>3,923</b>	<b>49.95</b>



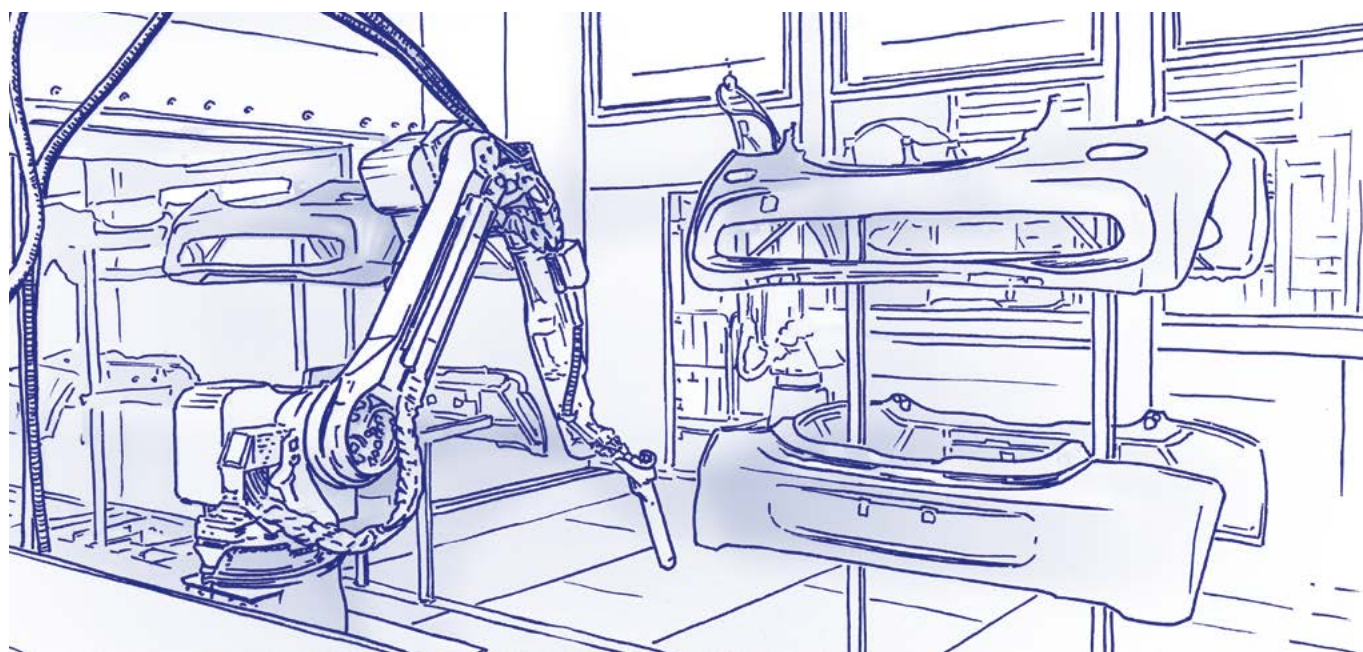
# Financial results for the first three months of 2020

## Financial position

The Group's net financial debt at the end of the first quarter amounted to HRK 360.1 million and the parent company's debt amounted to HRK 317.8 million. The NFD was significantly reduced compared to the end of the previous year, which was largely influenced by the funds received from the sale of real estate in Makarska and the collection of part of the tools. Due to the decrease in net financial debt and the EBITDA growth, the NFD/ EBITDA indicator was significantly more favorable and amounted to 1.68 for AD Plastik Group, or 2.32 for the parent company.

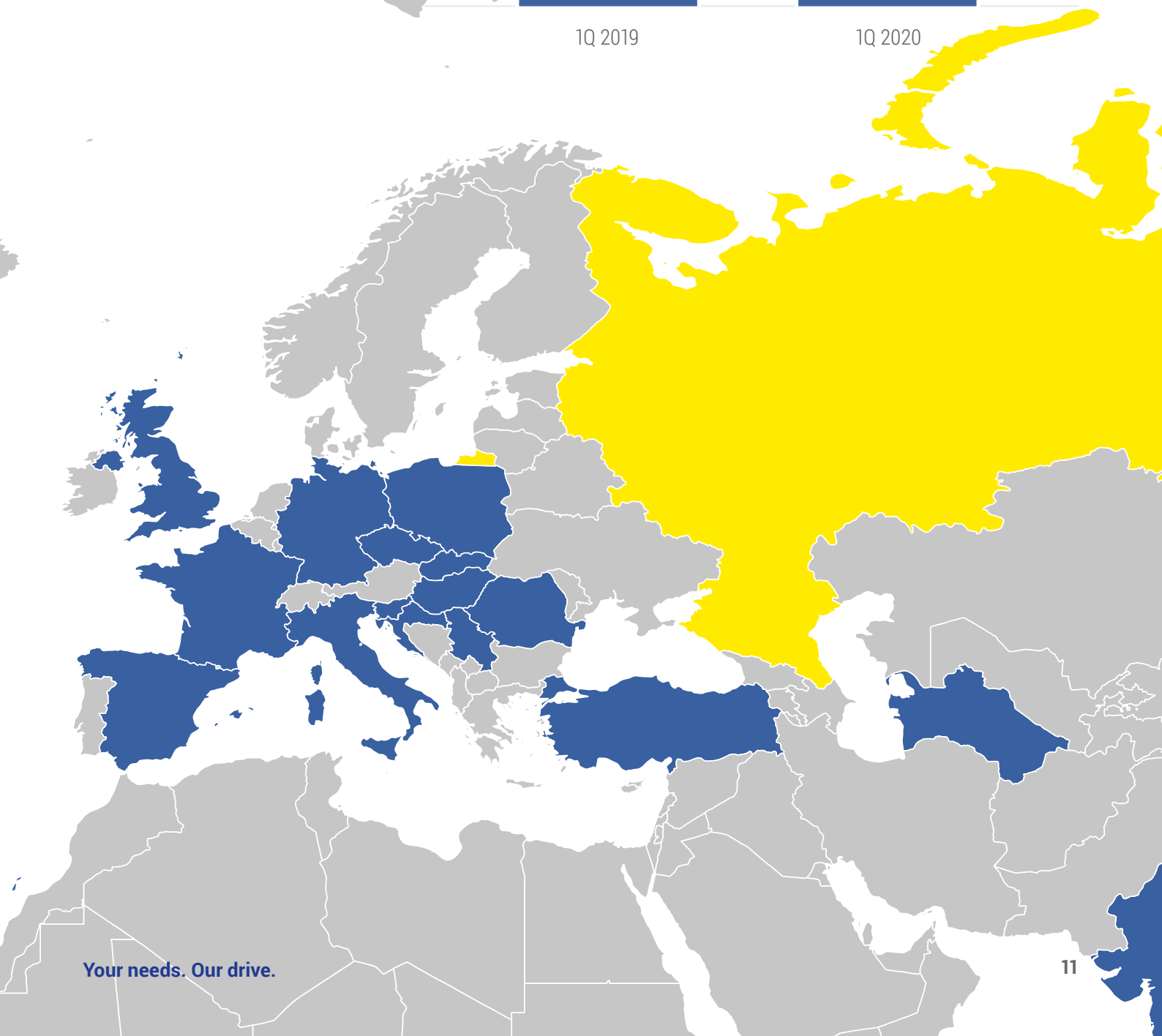
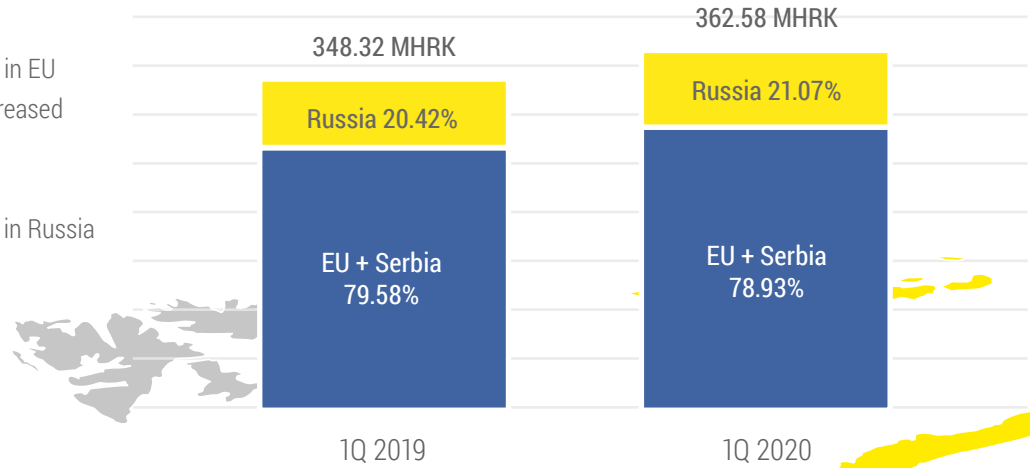
Debt ratios as of March 31, 2020 were unchanged compared to the end of the year, amounting to 0.49 at the Group level, that is 0.46 in the parent company. In the observed period, the return on equity (ROE) amounted to 12.44 percent at the Group level or 13.15 percent in the parent company.

Abbreviated balance sheet (in HRK 000)	AD Plastik Group			AD Plastik d.d.		
	31.12.2019	31.3.2020	Index	31.12.2019	31.3.2020	Index
<b>ASSETS</b>	<b>1,684,503</b>	<b>1,671,013</b>	<b>99.20</b>	<b>1,426,678</b>	<b>1,460,613</b>	<b>102.38</b>
Noncurrent assets	1,088,231	1,039,445	95.52	978,057	957,300	97.88
Current assets	525,907	574,126	109.17	380,361	451,637	118.74
Prepaid expenses and accrued income	70,366	57,443	81.63	68,260	51,676	75.70
<b>LIABILITIES</b>	<b>825,355</b>	<b>826,648</b>	<b>100.16</b>	<b>654,641</b>	<b>673,562</b>	<b>102.89</b>
Provisions	19,633	19,136	97.47	16,622	16,588	99.80
Noncurrent liabilities	245,991	257,120	104.52	184,184	205,660	111.66
Current liabilities	552,910	535,001	96.76	449,667	438,606	97.54
Accrued expenses and deferred revenue	6,822	15,392	225.63	4,168	12,708	304.89
<b>CAPITAL</b>	<b>859,148</b>	<b>844,365</b>	<b>98.28</b>	<b>772,037</b>	<b>787,051</b>	<b>101.94</b>



# Operating revenue per sales markets of AD Plastik Group

- Revenue of AD Plastik Group in EU and Serbian markets has increased by 3.24%
- Revenue of AD Plastik Group in Russia has increased by 7.41%





# Operating revenue per sales markets of AD Plastik Group

## EU and Serbian markets

Operating revenue of the AD Plastik Group in EU and Serbian markets increased by 3.2 percent compared to the same period last year, amounting to HRK 286.2 million. Revenue from these markets account for 78.9 percent of the Group's total revenue.

The crisis caused by the COVID-19 virus pandemic had a significant impact also on the car industry trends in the European Union, and in March a decrease of 55.1 percent of newly registered vehicles was recorded, or 25.6 percent at the level of the first three months of 2020. There were 2.5 million newly registered vehicles in the reporting period, compared to the 3.3 million vehicles a year earlier. In the first quarter, the decrease was recorded in all major markets, thus Italy recorded a decrease of 35.5 percent, France 34.1 percent, Spain 31 percent and Germany 20.3 percent. The Volkswagen Group still holds the most significant market share with 26.6 percent, despite a 19.1 percent drop in volumes. They are followed by the PSA Group with 16 percent and a decrease of 32.1 percent, while the Renault Group holds a 10 percent share and it recorded a decrease of 35.5 percent in this period.

Key customers of AD Plastik Group in these markets are Renault Group, FCA Group, PSA Group and Ford. In the reporting period new deals worth EUR 9.4 million were sealed for the PSA Group.

## Russian market

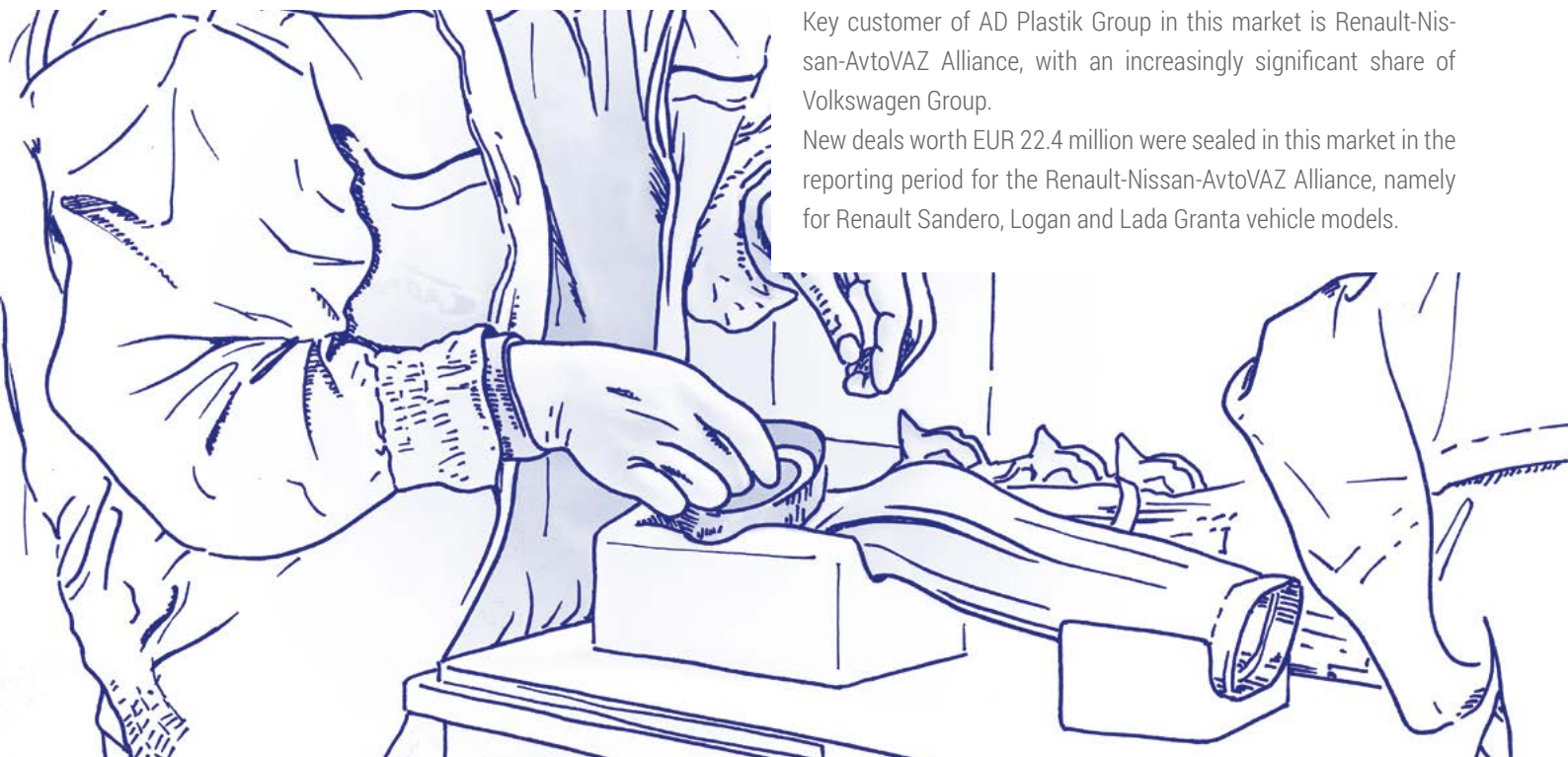
In the Russian market, revenue amounted to HRK 76.4 million, representing an increase by 7.4 percent compared to the same period last year. Revenue growth was largely the result of higher revenue from the sales of tools compared to the same period last year. Revenue from this market account for 21.1 percent of the Group's revenue, and Russian companies fully generate their revenue in that market.

The consequences of the crisis caused by the COVID 19 virus pandemic are also evident in this market, but with a smaller time lag compared to the movements of the EU markets. Thus, the number of newly registered cars increased by 1.8 percent in the reporting period, and in March it increased by as much as four percent. In the first three months of this year, there were 391.7 thousand newly registered vehicles, compared to 398.5 thousand a year earlier.

The most important automakers in Russia are the Renault-Nissan-AvtoVAZ Alliance, with a 37.3 percent market share, which recorded a growth by 0.1 percent over the observed period. Kia has a 13 percent share in the Russian market and it decreased by 2.1 percent, Volkswagen Group with a 12.6 percent share grew by 10.6 percent and Hyundai Group with a 10.5 percent market share recorded a 0.1 percent decrease compared to the same period last year.

Key customer of AD Plastik Group in this market is Renault-Nissan-AvtoVAZ Alliance, with an increasingly significant share of Volkswagen Group.

New deals worth EUR 22.4 million were sealed in this market in the reporting period for the Renault-Nissan-AvtoVAZ Alliance, namely for Renault Sandero, Logan and Lada Granta vehicle models.



# AD Plastik Group with consolidation

## of the corresponding part of ownership in the affiliated company

In order to present a clearer picture of business, a comparable, shortened, consolidated profit and loss account of AD Plastik Group for the first three months of 2019 and 2020 has been cre-

ated, with profit and loss account of the affiliated company Euro Auto Plastic Systems s.r.l. Mioveni, Romania (50 percent of ownership of AD Plastik d.d.).

in HRK 000

Positions	1Q 2019	1Q 2020	Index
<b>OPERATING REVENUE</b>	<b>460,231</b>	<b>440,504</b>	<b>95.71</b>
<b>OPERATING EXPENSES</b>	<b>426,908</b>	<b>395,527</b>	<b>92.65</b>
Material costs	290,567	266,887	91.85
Staff costs	79,272	75,085	94.72
Amortization	28,367	27,382	96.53
Other costs	28,703	26,173	91.19
<b>FINANCIAL REVENUE</b>	<b>7,297</b>	<b>8,514</b>	<b>116.68</b>
<b>FINANCIAL EXPENSES</b>	<b>7,869</b>	<b>24,224</b>	<b>307.85</b>
<b>TOTAL REVENUE</b>	<b>467,528</b>	<b>449,018</b>	<b>96.04</b>
<b>TOTAL EXPENSES</b>	<b>434,777</b>	<b>419,751</b>	<b>96.54</b>
Profit before taxation	32,751	29,267	89.36
Profit tax	4,898	1,106	22.59
<b>PROFIT OF THE PERIOD</b>	<b>27,853</b>	<b>28,161</b>	<b>101.10</b>
<b>EBITDA</b>	<b>61,690</b>	<b>72,359</b>	<b>117.29</b>

Operating revenue of AD Plastik Group with consolidated corresponding part of ownership in affiliated company amounted to HRK 440.5 million, recording a decline of 4.3 percent compared to the same period last year. EBITDA amounted to HRK 72.4 million, representing a growth by 17.3 percent compared to the previous year.



# AD Plastik Group with consolidation

## of the corresponding part of ownership in the affiliated company

### Abbreviated P/L and the Balance sheet of the affiliated company EAPS

P/L in HRK 000 (100% of realization shown)

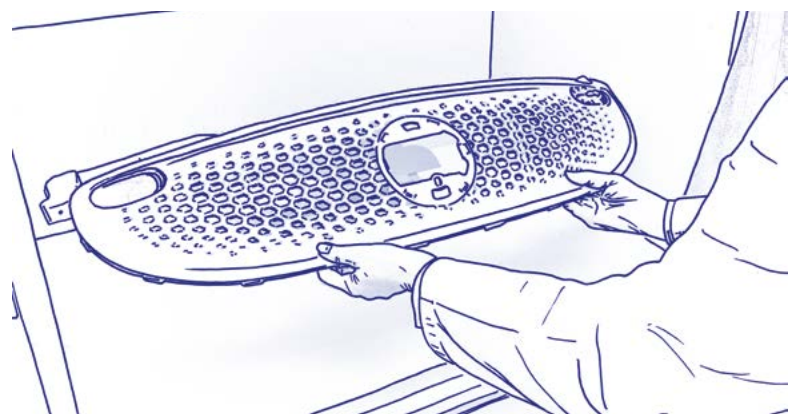
Positions	1Q 2019	1Q 2020	Index
Operating revenue	227,584	160,813	70.66
Operating expenses	200,543	146,448	73.03
Net financial result	-2,820	-1,167	41.40
Profit before taxation	24,222	13,198	54.49
Income tax	3,884	2,293	59.05
Profit of the period	20,338	10,904	53.62

Balance sheet in HRK 000

Positions	31.12.2019	31.12.2020	Index
Noncurrent assets	99,009	102,215	103.24
Current assets	288,623	292,400	101.31
<b>TOTAL ASSETS</b>	<b>387,632</b>	<b>394,615</b>	<b>101.80</b>
Capital + reserves	171,646	188,257	109.68
Long-term liabilities and provisions	15,131	15,584	102.99
Current liabilities	200,855	190,774	94.98
<b>TOTAL LIABILITIES</b>	<b>387,632</b>	<b>394,615</b>	<b>101.80</b>

The company primarily generates revenue in Romanian market and, apart from that, Euro APS supplies its products to the markets of Algeria, Morocco, Iran, Brazil, Colombia, South Africa, Russia etc.

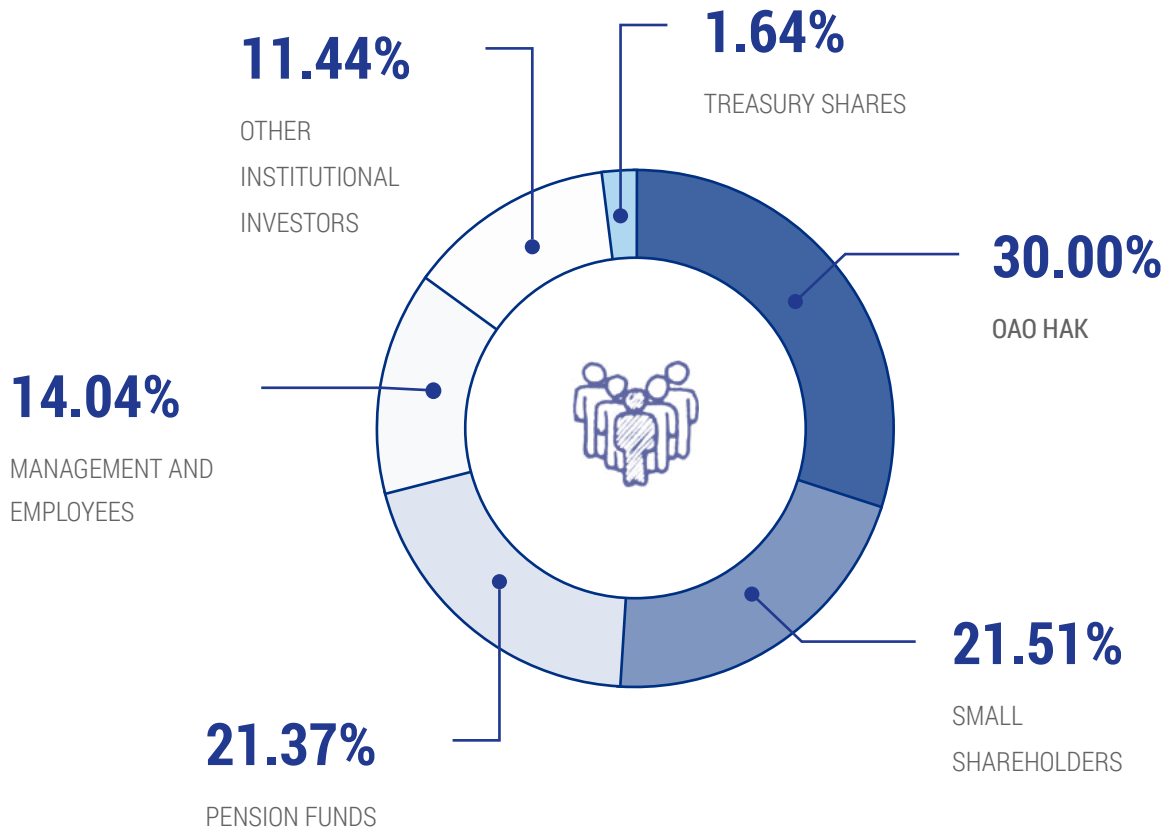
Results of the affiliated company have been included in the results of AD Plastik Group by equity method. The affiliated company has no financial liability towards AD Plastik d.d. nor loan obligations towards external entities.





# Share

## Ownership structure as of March 31, 2020



	Investor	Number of shares	Share
1	OAO Holding Russia	1,259,875	30.00%
2	Small shareholders	903,499	21.51%
3	Pension funds	897,258	21.37%
4	Management and employees	589,551	14.04%
5	Other institutional investors	480,343	11.44%
6	Treasury shares	69,058	1.64%
	<b>Total</b>	<b>4,199,584</b>	<b>100.00%</b>

# Share

As a result of the crisis caused by the COVID-19 virus pandemic and investors' fear of its impact on the world economy, negative developments in the global stock markets were observed during the reporting period. Negative sentiment also affected the domestic capital market, especially in March, when decrease in prices of almost all shares and share indices was recorded, with a significant increase in turnover and trading volume. The ADPL share

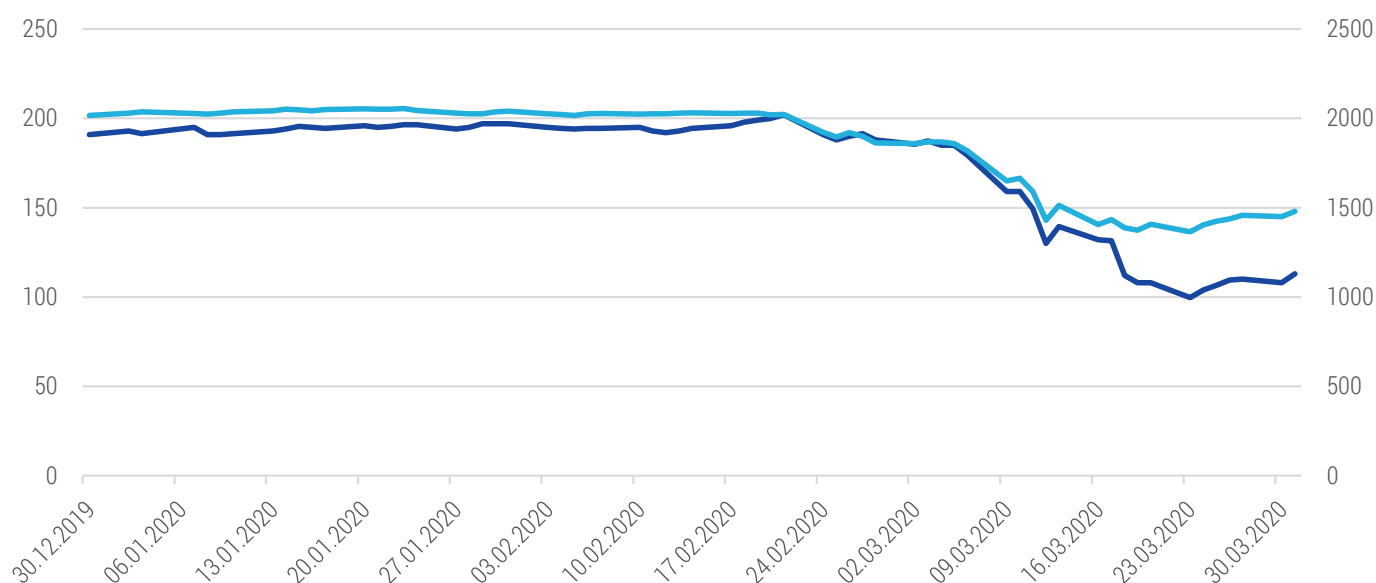
price decreased by 40.8 percent compared to the end of last year and as of March 31, 2020 it amounted to HRK 113. Crobex recorded a 26.6 percent decline in the same period. ADPL share turnover in these three months amounted to HRK 55 million, accounting for almost 90 percent of 2019 turnover. Trading volume exceeded last year's volume so 378,128 shares were traded. During the reporting period, advance dividend of HRK 4 per share was paid.

ADPL (HRK)	31. 12. 2019	31. 3. 2020	Index
Final price (HRK)	191.0	113.0	59.16
Average price (HRK)	179.8	145.5	80.91
The highest price (HRK)	195.0	202.0	103.59
The lowest price (HRK)	166.5	93.0	55.86
Volume	347,060	378.128	108.95
Turnover (HRK)	62,414,666	55.004.636	88.13
Market capitalization (HRK)	802,120,544	474.552.992	59.16
P/E	7.7	4.6	59.74
EPS (HRK)	24.9	24.5	98.39
ROE	12.49%	12.44%	-5 bps

## ADPL share price and index CROBEX behavior

**-40.8% ADPL**

**-26.6% CROBEX**



## Annex 1

## ISSUER'S GENERAL DATA

Reporting period:	1. 1. 2020.	to	31. 3. 2020.
Year:	2020	Quarter:	1.

## Quarterly financial statements

Registration number (MB):	03440494	Issuer's home Member State code:	HR
Entity's registration number (MBS):	060007090		
Personal identification number (OIB):	48351740621	LEI	549300NFX18SRZHNT751
Institution code:	382		
Name of the issuer:	AD PLASTIK d.d.		
Postcode and town:	21210	Solin	
Street and house number:	Matoševa 8		
E-mail address:	informacije@adplastik.hr		
Web address:	www.adplastik.hr		
Number of employees (end of the reporting period):	3011		
Consolidated report:	KD	(KN-not consolidated/KD-consolidated)	
Audited:	RN	(RN-not audited/RD-audited)	

Names of subsidiaries (according to IFRS):	Registered office:	MB:
AD PLASTIK d.d.	Solin, Croatia	03440494
AO AD PLASTIK TOGLIATTI	Samara, Russian Federation	1036300221935
AD PLASTIK d.o.o.	Novo Mesto, Slovenia	1214985000
ZAO AD PLASTIK KALUGA	Kaluga, Russian Federation	1074710000320
ADP d.o.o.	Mladenovac, Serbia	20787538
AD PLASTIK TISZA Kft.	Tiszaujvaros, Hungary	12800821-2932-133-05
Bookkeeping firm:	No	(Yes/No)
Contact person:	Jurun Krešimir (only name and surname of the contact person)	
Telephone:	021/206-663	
E-mail address:	kresimir.jurun@adplastik.hr	
Audit firm:	(name of the audit firm)	
Certified auditor:	(name and surname)	



# Balance sheet

balance as at 31.3.2020, Submitter: AD Plastik Group

	Item 1	ADP code 2	Last day of the preceding business year 3	At the reporting date of the current period 4
<b>ASSETS</b>				
A	RECEIVABLES FOR SUBSCRIBED CAPITAL UNPAID	001	0	0
B	FIXED ASSETS (ADP 003+010+020+031+036)	002	1,088,231,119	1,039,444,709
	<b>I. Intangible assets (ADP 004 to 009)</b>	<b>003</b>	<b>131,575,348</b>	<b>124,630,507</b>
	1 Research and development	004	58,615,423	52,209,150
	2 Concessions, patents, licences, trademarks, software and other rights	005	3,004,910	2,398,046
	3 Goodwill	006	26,543,047	25,066,302
	4 Advances for the purchase of intangible assets	007	13,202	42,911
	5 Intangible assets in preparation	008	28,943,820	30,989,099
	6 Other intangible assets	009	14,454,946	13,924,999
	<b>II. Tangible assets (ADP 011 to 019)</b>	<b>010</b>	<b>860,018,134</b>	<b>815,236,675</b>
	1 Land	011	136,835,689	136,107,431
	2 Buildings	012	281,608,783	268,114,139
	3 Plant and equipment	013	300,277,075	281,930,559
	4 Tools, working inventory and transportation assets	014	44,647,902	43,339,232
	5 Biological assets	015	0	0
	6 Advances for the purchase of tangible assets	016	2,390,686	1,692,530
	7 Tangible assets in preparation	017	20,641,158	25,466,261
	8 Other tangible assets	018	16,402,354	14,721,985
	9 Investment property	019	57,214,487	43,864,538
	<b>III. Fixed financial assets (ADP 021 to 030)</b>	<b>020</b>	<b>92,568,538</b>	<b>92,927,331</b>
	1 Investments in holdings (shares) of undertakings within the group	021	0	0
	2 Investments in other securities of undertakings within the group	022	0	0
	3 Loans, deposits, etc. to undertakings within the group	023	0	0
	4 Investments in holdings (shares) of companies linked by virtue of participating interests	024	92,506,838	92,865,631
	5 Investment in other securities of companies linked by virtue of participating interests	025	0	0
	6 Loans, deposits etc. to companies linked by virtue of participating interests	026	0	0
	7 Investments in securities	027	61,700	61,700
	8 Loans, deposits, etc. given	028	0	0
	9 Other investments accounted for using the equity method	029	0	0
	10 Other fixed financial assets	030	0	0
	<b>IV. Receivables (ADP 032 to 035)</b>	<b>031</b>	<b>862</b>	<b>862</b>
	1 Receivables from undertakings within the group	032	0	0
	2 Receivables from companies linked by virtue of participating interests	033	0	0
	3 Customer receivables	034	0	0
	4 Other receivables	035	862	862
	<b>V. Deferred tax assets</b>	<b>036</b>	<b>4,068,237</b>	<b>6,649,334</b>

# Balance sheet

balance as at 31.3.2020, Submitter: AD Plastik Group

	Item 1	ADP code 2	Last day of the preceding business year 3	At the reporting date of the current period 4
<b>ASSETS</b>				
<b>C</b>	<b>CURRENT ASSETS (ADP 038+046+053+063)</b>	<b>037</b>	<b>525,906,554</b>	<b>574,125,783</b>
	<b>I. Inventories (ADP 039 to 045)</b>	<b>038</b>	<b>207,058,934</b>	<b>193,652,204</b>
	1 Raw materials and consumables	039	99,539,897	103,737,999
	2 Work in progress	040	16,477,793	14,549,023
	3 Finished goods	041	27,658,070	25,613,055
	4 Merchandise	042	38,434,416	21,754,771
	5 Advances for inventories	043	24,948,758	27,997,356
	6 Fixed assets held for sale	044	0	0
	7 Biological assets	045	0	0
	<b>II. Receivables (ADP 047 to 052)</b>	<b>046</b>	<b>291,464,147</b>	<b>269,898,941</b>
	1 Receivables from undertakings within the group	047	0	0
	2 Receivables from companies linked by virtue of participating interests	048	4,367,971	7,610,141
	3 Customer receivables	049	265,879,117	231,989,490
	4 Receivables from employees and members of the undertaking	050	179,234	191,096
	5 Receivables from government and other institutions	051	18,323,318	20,690,151
	6 Other receivables	052	2,714,507	9,418,063
	<b>III. Current financial assets (ADP 054 to 062)</b>	<b>053</b>	<b>311,960</b>	<b>311,960</b>
	1 Investments in holdings (shares) of undertakings within the group	054	0	0
	2 Investments in other securities of undertakings within the group	055	0	0
	3 Loans, deposits, etc. to undertakings within the group	056	0	0
	4 Investments in holdings (shares) of companies linked by virtue of participating interests	057	0	0
	5 Investment in other securities of companies linked by virtue of participating interests	058	0	0
	6 Loans, deposits etc. to companies linked by virtue of participating interests	059	0	0
	7 Investments in securities	060	0	0
	8 Loans, deposits, etc. given	061	0	0
	9 Other financial assets	062	311,960	311,960
	<b>IV. Cash at bank and in hand</b>	<b>063</b>	<b>27,071,513</b>	<b>110,262,678</b>
<b>D</b>	<b>PREPAID EXPENSES AND ACCRUED INCOME</b>	<b>064</b>	<b>70,365,624</b>	<b>57,442,894</b>
<b>E</b>	<b>TOTAL ASSETS (ADP 001+002+037+064)</b>	<b>065</b>	<b>1,684,503,297</b>	<b>1,671,013,386</b>
<b>F</b>	<b>OFF-BALANCE SHEET ITEMS</b>	<b>066</b>	<b>54,863,087</b>	<b>55,033,171</b>

# Balance sheet


balance as at 31.3.2020, Submitter: AD Plastik Group

	Item 1	ADP code 2	Last day of the preceding business year 3	At the reporting date of the current period 4
<b>LIABILITIES</b>				
<b>A</b>	<b>CAPITAL AND RESERVES (ADP 068 to 070+076+077+081+084+087)</b>	<b>067</b>	<b>859,148,096</b>	<b>844,365,440</b>
	I. Initial (subscribed) capital	068	419,958,400	419,958,400
	II. Capital reserves	069	192,394,466	192,394,466
	III. Reserves from profit (ADP 071+072-073+074+075)	070	37,301,280	22,104,916
	1 Legal reserves	071	6,123,451	5,260,596
	2 Reserves for treasury shares	072	20,890,463	20,890,463
	3 Treasury shares and holdings (deductible item)	073	-11,795,123	-11,795,123
	4 Statutory reserves	074	125,369	125,369
	5 Other reserves	075	21,957,120	7,623,611
	IV. Revaluation reserves	076	-6,019,702	-18,107,503
	V. Fair value reserves (ADP 078 to 080)	077	0	0
	1 Fair value of financial assets available for sale	078	0	0
	2 Cash flow hedge - effective portion	079	0	0
	3 Hedge of a net investment in a foreign operation - effective portion	080	0	0
	VI. Retained profit or loss brought forward (ADP 082-083)	081	112,874,255	199,854,403
	1 Retained profit	082	112,874,255	199,854,403
	2 Loss brought forward	083	0	0
	VII. Profit or loss for the business year (ADP 085-086)	084	102,639,397	28,160,758
	1 Profit for the business year	085	102,639,397	28,160,758
	2 Loss for the business year	086	0	0
	VIII. Minority (non-controlling) interest	087	0	0
<b>B</b>	<b>PROVISIONS (ADP 089 to 094)</b>	<b>088</b>	<b>19,633,202</b>	<b>19,135,589</b>
	1 Provisions for pensions, termination benefits and similar obligations	089	2,348,558	2,350,387
	2 Provisions for tax liabilities	090	0	0
	3 Provisions for ongoing legal cases	091	616,556	583,406
	4 Provisions for renewal of natural resources	092	0	0
	5 Provisions for warranty obligations	093	0	0
	6 Other provisions	094	16,668,088	16,201,796
<b>C</b>	<b>LONG-TERM LIABILITIES (ADP 096 to 106)</b>	<b>095</b>	<b>245,990,663</b>	<b>257,119,569</b>
	1 Liabilities to undertakings within the group	096	0	0
	2 Liabilities for loans, deposits, etc. of undertakings within the group	097	0	0
	3 Liabilities to companies linked by virtue of participating interests	098	0	0
	4 Liabilities for loans, deposits etc. of companies linked by virtue of participating interests	099	0	0
	5 Liabilities for loans, deposits etc.	100	4,553,115	4,654,747
	6 Liabilities to banks and other financial institutions	101	233,352,766	245,562,306
	7 Liabilities for advance payments	102	0	0
	8 Liabilities to suppliers	103	0	0
	9 Liabilities for securities	104	0	0
	10 Other long-term liabilities	105	8,084,782	6,902,516
	11 Deferred tax liability	106	0	0

# Balance sheet

balance as at 31.3.2020, Submitter: AD Plastik Group

	Item 1	ADP code 2	Last day of the preceding business year 3	At the reporting date of the current period 4
<b>LIABILITIES</b>				
D	SHORT-TERM LIABILITIES (ADP 108 to 121)	107	552,909,502	535,000,505
1	Liabilities to undertakings within the group	108	0	0
2	Liabilities for loans, deposits, etc. of undertakings within the group	109	0	0
3	Liabilities to companies linked by virtue of participating interests	110	7,599	7,769
4	Liabilities for loans, deposits etc. of companies linked by virtue of participating interests	111	0	0
5	Liabilities for loans, deposits etc.	112	38,908,845	39,571,557
6	Liabilities to banks and other financial institutions	113	191,450,480	181,692,864
7	Liabilities for advance payments	114	38,143,907	28,603,862
8	Liabilities to suppliers	115	238,728,379	226,020,103
9	Liabilities for securities	116	0	0
10	Liabilities to employees	117	14,777,989	16,487,454
11	Taxes, contributions and similar liabilities	118	21,635,180	28,646,385
12	Liabilities arising from the share in the result	119	1,170,465	6,143,831
13	Liabilities arising from fixed assets held for sale	120	0	0
14	Other short-term liabilities	121	8,086,658	7,826,680
E	ACCRUALS AND DEFERRED INCOME	122	6,821,834	15,392,283
F	TOTAL – LIABILITIES (ADP 067+088+095+107+122)	123	1,684,503,297	1,671,013,386
G	OFF-BALANCE SHEET ITEMS	124	54,863,087	55,033,171





# Statement of profit or loss

for the period 1.1.2020 to 31.3.2020  
Submitter: AD Plastik Group

Item	ADP code	Same period of the previous year		Current period	
		Cumulative	Quarter	Cumulative	Quarter
1	2	3	4	5	6
<b>I. OPERATING INCOME (ADP 126 to 130)</b>	<b>125</b>	<b>348,323,881</b>	<b>348,323,881</b>	<b>362,579,335</b>	<b>362,579,335</b>
1 Income from sales with undertakings within the group	126	0	0	0	0
2 Income from sales (outside group)	127	345,371,122	345,371,122	348,171,152	348,171,152
3 Income from the use of own products, goods and services	128	0	0	131,285	131,285
4 Other operating income with undertakings within the group	129	0	0	0	0
5 Other operating income (outside the group)	130	2,952,759	2,952,759	14,276,898	14,276,898
<b>II. OPERATING EXPENSES (ADP 132+133+137+141+142+143+146+153)</b>	<b>131</b>	<b>328,521,493</b>	<b>328,521,493</b>	<b>324,784,558</b>	<b>324,784,558</b>
1 Changes in inventories of work in progress and finished goods	132	883,982	883,982	2,505,262	2,505,262
<b>2 Material costs (ADP 134 to 136)</b>	<b>133</b>	<b>222,077,417</b>	<b>222,077,417</b>	<b>218,494,908</b>	<b>218,494,908</b>
a) Costs of raw materials and consumables	134	186,436,385	186,436,385	182,848,915	182,848,915
b) Costs of goods sold	135	14,675,897	14,675,897	14,370,977	14,370,977
c) Other external costs	136	20,965,135	20,965,135	21,275,016	21,275,016
<b>3 Staff costs (ADP 138 to 140)</b>	<b>137</b>	<b>64,239,788</b>	<b>64,239,788</b>	<b>62,019,098</b>	<b>62,019,098</b>
a) Net salaries and wages	138	40,236,869	40,236,869	38,710,375	38,710,375
b) Tax and contributions from salary costs	139	13,875,060	13,875,060	13,747,127	13,747,127
c) Contributions on salaries	140	10,127,859	10,127,859	9,561,596	9,561,596
4 Depreciation	141	26,196,515	26,196,515	24,905,696	24,905,696
5 Other costs	142	13,232,761	13,232,761	15,658,527	15,658,527
<b>6 Value adjustments (ADP 144+145)</b>	<b>143</b>	<b>0</b>	<b>0</b>	<b>0</b>	<b>0</b>
a) fixed assets other than financial assets	144	0	0	0	0
b) current assets other than financial assets	145	0	0	0	0
<b>7 Provisions (ADP 147 to 152)</b>	<b>146</b>	<b>0</b>	<b>0</b>	<b>0</b>	<b>0</b>
a) Provisions for pensions, termination benefits and similar obligations	147	0	0	0	0
b) Provisions for tax liabilities	148	0	0	0	0
c) Provisions for ongoing legal cases	149	0	0	0	0
d) Provisions for renewal of natural resources	150	0	0	0	0
e) Provisions for warranty obligations	151	0	0	0	0
f) Other provisions	152	0	0	0	0
8 Other operating expenses	153	1,891,030	1,891,030	1,201,067	1,201,067

# Statement of profit or loss

for the period 1.1.2020 to 31.3.2020  
Submitter: AD Plastik Group

	Item 1	ADP code 2	Same period of the previous year		Current period	
			Cumulative 3	Quarter 4	Cumulative 5	Quarter 6
III.	FINANCIAL INCOME (ADP 155 to 164)	154	7,297,145	7,297,145	8,514,177	8,514,177
1	Income from investments in holdings (shares) of undertakings within the group	155	0	0	0	0
2	Income from investments in holdings (shares) of companies linked by virtue of participating interests	156	0	0	0	0
3	Income from other long-term financial investment and loans granted to undertakings within the group	157	0	0	0	0
4	Other interest income from operations with undertakings within the group	158	0	0	0	0
5	Exchange rate differences and other financial income from operations with undertakings within the group	159	3,189,796	3,189,796	4,121,647	4,121,647
6	Income from other long-term financial investments and loans	160	0	0	0	0
7	Other interest income	161	102,276	102,276	81,887	81,887
8	Exchange rate differences and other financial income	162	4,005,073	4,005,073	4,310,643	4,310,643
9	Unrealised gains (income) from financial assets	163	0	0	0	0
10	Other financial income	164	0	0	0	0
IV.	FINANCIAL EXPENSES (ADP 166 to 172)	165	6,459,192	6,459,192	23,640,566	23,640,566
1	Interest expenses and similar expenses with undertakings within the group	166	0	0	0	0
2	Exchange rate differences and other expenses from operations with undertakings within the group	167	884,308	884,308	8,739,355	8,739,355
3	Interest expenses and similar expenses	168	3,487,020	3,487,020	2,820,802	2,820,802
4	Exchange rate differences and other expenses	169	2,087,864	2,087,864	12,080,409	12,080,409
5	Unrealised losses (expenses) from financial assets	170	0	0	0	0
6	Value adjustments of financial assets (net)	171	0	0	0	0
7	Other financial expenses	172	0	0	0	0
V.	SHARE IN PROFIT FROM UNDERTAKINGS LINKED BY VIRTUE OF PARTICIPATING INTERESTS	173	10,169,008	10,169,008	5,452,189	5,452,189
VI.	SHARE IN PROFIT FROM JOINT VENTURES	174	0	0	0	0
VII.	SHARE IN LOSS OF COMPANIES LINKED BY VIRTUE OF PARTICIPATING INTEREST	175	0	0	0	0
VIII.	SHARE IN LOSS OF JOINT VENTURES	176	0	0	0	0
IX.	TOTAL INCOME (ADP 125+154+173 + 174)	177	365,790,034	365,790,034	376,545,701	376,545,701
X.	TOTAL EXPENDITURE (ADP 131+165+175 + 176)	178	334,980,685	334,980,685	348,425,124	348,425,124
XI.	PRE-TAX PROFIT OR LOSS (ADP 177-178)	179	30,809,349	30,809,349	28,120,577	28,120,577
1	Pre-tax profit (ADP 177-178)	180	30,809,349	30,809,349	28,120,577	28,120,577
2	Pre-tax loss (ADP 178-177)	181	0	0	0	0
XII.	INCOME TAX	182	2,955,892	2,955,892	-40,181	-40,181
XIII.	PROFIT OR LOSS FOR THE PERIOD (ADP 179-182)	183	27,853,457	27,853,457	28,160,758	28,160,758
1	Profit for the period (ADP 179-182)	184	27,853,457	27,853,457	28,160,758	28,160,758
2	Loss for the period (ADP 182-179)	185	0	0	0	0

# Statement of profit or loss

for the period 1.1.2020 to 31.3.2020  
Submitter: AD Plastik Group

Item 1	ADP code 2	Same period of the previous year		Current period		
		Cumulative 3	Quarter 4	Cumulative 5	Quarter 6	
<b>DISCONTINUED OPERATIONS (to be filled in by undertakings subject to IFRS only with discontinued operations)</b>						
XIV.	PRE-TAX PROFIT OR LOSS OF DISCONTINUED OPERATIONS (ADP 187-188)	186	0	0	0	0
	1 Pre-tax profit from discontinued operations	187	0	0	0	0
	2 Pre-tax loss on discontinued operations	188	0	0	0	0
XV.	INCOME TAX OF DISCONTINUED OPERATIONS	189	0	0	0	0
	1 Discontinued operations profit for the period (ADP 186-189)	190	0	0	0	0
	2 Discontinued operations loss for the period (ADP 189-186)	191	0	0	0	0
<b>TOTAL OPERATIONS (to be filled in only by undertakings subject to IFRS with discontinued operations)</b>						
XVI.	PRE-TAX PROFIT OR LOSS (ADP 179+186)	192	0	0	0	0
	1 Pre-tax profit (ADP 192)	193	0	0	0	0
	2 Pre-tax loss (ADP 192)	194	0	0	0	0
XVII.	INCOME TAX (ADP 182+189)	195	0	0	0	0
XVIII.	PROFIT OR LOSS FOR THE PERIOD (ADP 192-195)	196	0	0	0	0
	1 Profit for the period (ADP 192-195)	197	0	0	0	0
	2 Loss for the period (ADP 195-192)	198	0	0	0	0
<b>APPENDIX to the P&amp;L (to be filled in by undertakings that draw up consolidated annual financial statements)</b>						
XIX.	PROFIT OR LOSS FOR THE PERIOD (ADP 200+201)	199	27,853,457	27,853,457	28,160,758	28,160,758
	1 Attributable to owners of the parent	200	27,853,398	27,853,398	28,160,758	28,160,758
	2 Attributable to minority (non-controlling) interest	201	59	59	0	0
<b>STATEMENT OF OTHER COMPREHENSIVE INCOME (to be filled in by undertakings subject to IFRS)</b>						
I.	PROFIT OR LOSS FOR THE PERIOD	202	27,853,457	27,853,457	28,160,758	28,160,758
II.	OTHER COMPREHENSIVE INCOME/LOSS BEFORE TAX (ADP 204 to 211)	203	12,875,388	12,875,388	-33,879,775	-33,879,775
	1 Exchange rate differences from translation of foreign operations	204	12,875,388	12,875,388	-33,879,775	-33,879,775
	2 Changes in revaluation reserves of fixed tangible and intangible assets	205	0	0	0	0
	3 Profit or loss arising from subsequent measurement of financial assets available for sale	206	0	0	0	0
	4 Profit or loss arising from effective cash flow hedging	207	0	0	0	0
	5 Profit or loss arising from effective hedge of a net investment in a foreign operation	208	0	0	0	0
	6 Share in other comprehensive income/loss of companies linked by virtue of participating interests	209	0	0	0	0
	7 Actuarial gains/losses on the defined benefit obligation	210	0	0	0	0
	8 Other changes in equity unrelated to owners	211	0	0	0	0
III.	TAX ON OTHER COMPREHENSIVE INCOME FOR THE PERIOD	212	1,996,715	1,996,715	-3,909,253	-3,909,253
IV.	NET OTHER COMPREHENSIVE INCOME OR LOSS (ADP 203-212)	213	10,878,673	10,878,673	-29,970,522	-29,970,522
V.	COMPREHENSIVE INCOME OR LOSS FOR THE PERIOD (ADP 202+213)	214	38,732,130	38,732,130	-1,809,764	-1,809,764
<b>APPENDIX to the Statement on comprehensive income (to be filled in by undertakings that draw up consolidated statements)</b>						
VI.	COMPREHENSIVE INCOME OR LOSS FOR THE PERIOD (ADP 216+217)	215	38,732,130	38,732,130	-1,809,764	-1,809,764
	1 1 Attributable to owners of the parent	216	38,732,023	38,732,023	-1,809,764	-1,809,764
	2 2 Attributable to minority (non-controlling) interest	217	107	107	0	0

# Statement of cash flows

## indirect method

for the period 1.1.2020 to 31.3.2020  
Submitter: AD Plastik Group

Item 1	ADP code 2	Same period of the previous year 3	Current period 4
<b>CASH FLOW FROM OPERATING ACTIVITIES</b>			
1 Pre-tax profit	001	30,809,349	28,120,577
2 Adjustments (ADP 003 to 010):	002	35,621,743	48,970,377
a) Depreciation	003	26,196,515	24,905,696
b) Gains and losses from sale and value adjustment of fixed tangible and intangible assets	004	610,873	-11,677,680
c) Gains and losses from sale and unrealised gains and losses and value adjustment of financial assets	005	0	0
d) Interest and dividend income	006	-102,276	-81,887
e) Interest expenses	007	3,487,020	2,820,802
f) Provisions	008	-1,661,780	-497,612
g) Exchange rate differences (unrealised)	009	-4,370,261	12,366,672
h) Other adjustments for non-cash transactions and unrealised gains and losses	010	11,461,652	21,134,386
I. Cash flow increase or decrease before changes in working capital (ADP 001+002)	011	66,431,092	77,090,954
3 Changes in the working capital (ADP 013 to 016)	012	-53,775,294	6,924,484
a) Increase or decrease in short-term liabilities	013	-4,561,898	-21,651,297
b) Increase or decrease in short-term receivables	014	-28,323,701	15,169,050
c) Increase or decrease in inventories	015	-20,889,695	13,406,731
d) Other increase or decrease in working capital	016	0	0
II. Cash from operations (ADP 011+012)	017	12,655,798	84,015,438
4 Interest paid	018	-2,950,258	-2,125,775
5 Income tax paid	019	0	-9,039
A NET CASH FLOW FROM OPERATING ACTIVITIES (ADP 017 to 019)	020	9,705,540	81,880,624
<b>CASH FLOW FROM INVESTMENT ACTIVITIES</b>			
1 Cash receipts from sales of fixed tangible and intangible assets	021	851,816	25,706,669
2 Cash receipts from sales of financial instruments	022	0	0
3 Interest received	023	53,090	79,800
4 Dividends received	024	0	0
5 Cash receipts from repayment of loans and deposits	025	0	0
6 Other cash receipts from investment activities	026	651,754	891,603
III. Total cash receipts from investment activities (ADP 021 to 026)	027	1,556,660	26,678,072
1 Cash payments for the purchase of fixed tangible and intangible assets	028	-35,385,861	-10,765,797
2 Cash payments for the acquisition of financial instruments	029	0	0
3 Cash payments for loans and deposits for the period	030	0	0
4 Acquisition of a subsidiary, net of cash acquired	031	0	0
5 Other cash payments from investment activities	032	0	0
IV. Total cash payments from investment activities (ADP 028 to 032)	033	-35,385,861	-10,765,797
B NET CASH FLOW FROM INVESTMENT ACTIVITIES (ADP 027 +033)	034	-33,829,201	15,912,275

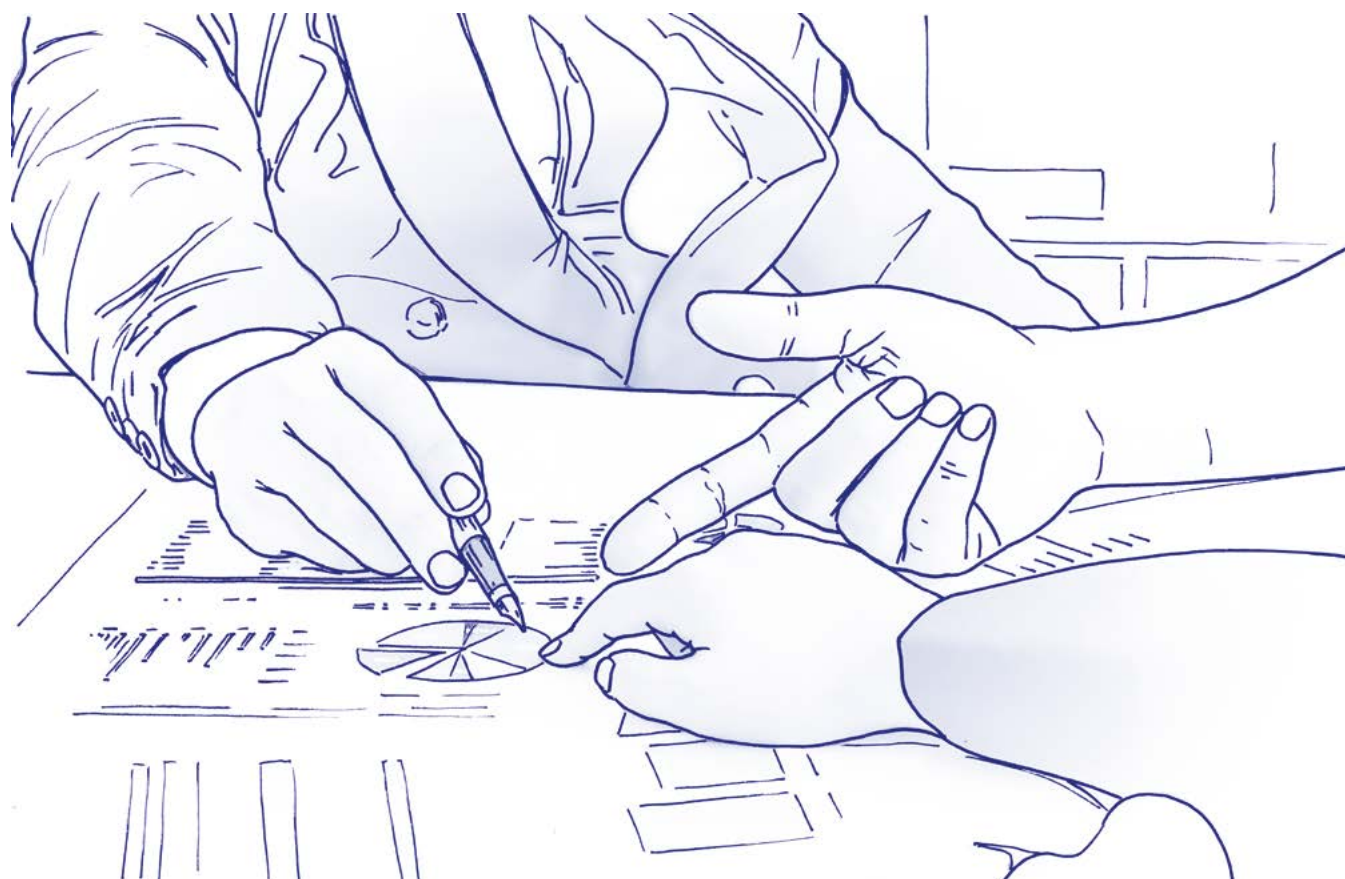


# Statement of cash flows

## indirect method

for the period 1.1.2020 to 31.3.2020  
Submitter: AD Plastik Group

Item	ADP code	Same period of the previous year	Current period
1	2	3	4
<b>CASH FLOW FROM FINANCING ACTIVITIES</b>			
1 Cash receipts from the increase in initial (subscribed) capital	035	0	0
2 Cash receipts from the issue of equity financial instruments and debt financial instruments	036	0	0
3 Cash receipts from credit principals, loans and other borrowings	037	44,159,697	52,504,566
4 Other cash receipts from financing activities	038	0	0
<b>V. Total cash receipts from financing activities (ADP 035 to 038)</b>	<b>039</b>	<b>44,159,697</b>	<b>52,504,566</b>
1 Cash payments for the repayment of credit principals, loans and other borrowings and debt financial instruments	040	-26,547,100	-53,585,370
2 Cash payments for dividends	041	-8,606,121	-11,482,604
3 Cash payments for finance lease	042	-234,134	-2,059,128
4 Cash payments for the redemption of treasury shares and decrease in initial (subscribed) capital	043	0	0
5 Other cash payments from financing activities	044	0	0
<b>VI. Total cash payments from financing activities (ADP 040 to 044)</b>	<b>045</b>	<b>-35,387,355</b>	<b>-67,127,102</b>
<b>C NET CASH FLOW FROM FINANCING ACTIVITIES (ADP 039 +045)</b>	<b>046</b>	<b>8,772,342</b>	<b>-14,622,536</b>
1 Unrealised exchange rate differences in respect of cash and cash equivalents	047	147,564	20,802
<b>D NET INCREASE OR DECREASE IN CASH FLOWS (ADP 020+034+046+047)</b>	<b>048</b>	<b>-15,203,755</b>	<b>83,191,165</b>
<b>E CASH AND CASH EQUIVALENTS AT THE BEGINNING OF THE PERIOD</b>	<b>049</b>	<b>36,338,122</b>	<b>27,071,513</b>
<b>F CASH AND CASH EQUIVALENTS AT THE END OF THE PERIOD(ADP 048+049)</b>	<b>050</b>	<b>21,134,367</b>	<b>110,262,678</b>



# Statement of changes in equity

for the period 1.1.2020 to 31.3.2020  
Submitter: AD Plastik Group

Item	ADP code	Attributable to owners of the parent														Minority (non-controlling) interest	Total capital and reserves
		Initial (subscribed) capital	Capital reserves	Legal reserves	Reserves for treasury shares	Treasury shares and holdings (deductible item)	Statutory reserves	Other reserves	Revaluation reserves	Fair value of financial assets available for sale	Cash flow hedge - effective portion	Hedge of a net investment in a foreign operation - effective portion	Retained profit / loss brought forward	Profit/loss for the business year	Total attributable to owners of the parent		
1	2	3	4	5	6	7	8	9	10	11	12	13	14	15	16 (3 to 6 - 7 + 8 to 15)	17	18 (16+17)
<b>PREVIOUS PERIOD</b>																	
1	01	419,958,400	192,309,626	7,040,079	22,124,003	12,124,003	125,369	-39,074,128	-13,117,055	0	0	0	117,588,420	89,319,984	784,150,695	51	784,150,746
2	02	0	0	0	0	0	0	0	0	0	0	0	0	0	0	0	0
3	03	0	0	0	0	0	0	0	0	0	0	0	0	0	0	0	0
4	04	419,958,400	192,309,626	7,040,079	22,124,003	12,124,003	125,369	-39,074,128	-13,117,055	0	0	0	117,588,420	89,319,984	784,150,695	51	784,150,746
5	05	0	0	0	0	0	0	0	0	0	0	0	0	27,853,398	27,853,398	60	27,853,458
6	06	0	0	0	0	0	0	2,891,787	0	0	0	0	0	0	2,891,787	21	2,891,808
7	07	0	0	0	0	0	0	0	-2,378,855	0	0	0	2,378,855	0	0	0	0
8	08	0	0	0	0	0	0	0	0	0	0	0	0	0	0	0	0
9	09	0	0	0	0	0	0	0	0	0	0	0	0	0	0	0	0
10	10	0	0	0	0	0	0	0	0	0	0	0	0	0	0	0	0
11	11	0	0	0	0	0	0	0	0	0	0	0	0	0	0	0	0
12	12	0	0	0	0	0	0	0	0	0	0	0	0	0	0	0	0
13	13	0	0	0	0	0	0	0	9,983,524	0	0	0	0	0	9,983,524	55	9,983,579
14	14	0	0	0	0	0	0	0	-1,996,716	0	0	0	0	0	-1,996,716	0	-1,996,716
15	15	0	0	0	0	0	0	0	0	0	0	0	0	0	0	0	0
16	16	0	0	0	0	0	0	0	0	0	0	0	0	0	0	0	0
17	17	0	0	0	0	0	0	0	0	0	0	0	0	0	0	0	0
18	18	0	0	0	0	0	0	0	0	0	0	0	0	0	0	0	0
19	19	0	0	0	0	0	0	0	0	0	0	0	0	-12,385,746	-12,385,746	0	-12,385,746
20	20	0	0	0	0	0	0	0	62,087	0	0	0	0	0	62,087	0	62,087
21	21	0	0	0	0	0	0	0	0	0	0	0	0	0	0	0	0
22	22	0	0	0	0	0	0	0	0	0	0	0	0	0	0	0	0
23	23	419,958,400	192,309,626	7,040,079	22,124,003	12,124,003	125,369	-36,182,341	-7,447,015	0	0	0	119,967,275	104,787,636	810,559,029	187	810,559,216
<b>APPENDIX TO THE STATEMENT OF CHANGES IN EQUITY (to be filled in by undertakings that draw up financial statements in accordance with the IFRS)</b>																	
I.	24	0	0	0	0	0	0	2,891,787	5,607,953	0	0	0	2,378,855	0	10,878,595	76	10,878,671
II.	25	0	0	0	0	0	0	2,891,787	5,607,953	0	0	0	2,378,855	27,853,398	38,731,993	136	38,732,129
III.	26	0	0	0	0	0	0	0	62,087	0	0	0	0	-12,385,746	-12,323,659	0	-12,323,659

# Statement of changes in equity

for the period 1.1.2020 to 31.3.2020  
Submitter: AD Plastik Group

Item	ADP code	Attributable to owners of the parent														Minority (non-controlling) interest	Total capital and reserves
		Initial (subscribed) capital	Capital reserves	Legal reserves	Reserves for treasury shares	Treasury shares and holdings (deductible item)	Statutory reserves	Other reserves	Revaluation reserves	Fair value of financial assets available for sale	Cash flow hedge - effective portion	Hedge of a net investment in a foreign operation - effective portion	Retained profit / loss brought forward	Profit/loss for the business year	Total attributable to owners of the parent		
1	2	3	4	5	6	7	8	9	10	11	12	13	14	15	16 (3 to 6 - 7 + 8 to 15)	17	18 (16+17)
<b>CURRENT PERIOD</b>																	
1	27	419,958,400	192,394,466	6,123,451	20,890,463	11,795,123	125,369	21,957,120	-6,019,702	0	0	0	112,874,255	102,639,397	859,148,096	0	859,148,096
2	28	0	0	0	0	0	0	0	0	0	0	0	0	0	0	0	0
3	29	0	0	0	0	0	0	0	0	0	0	0	0	0	0	0	0
4	30	419,958,400	192,394,466	6,123,451	20,890,463	11,795,123	125,369	21,957,120	-6,019,702	0	0	0	112,874,255	102,639,397	859,148,096	0	859,148,096
5	31	0	0	0	0	0	0	0	0	0	0	0	0	28,160,758	28,160,758	0	28,160,758
6	32	0	0	0	0	0	0	-14,333,509	0	0	0	0	0	0	-14,333,509	0	-14,333,509
7	33	0	0	0	0	0	0	0	0	0	0	0	0	0	0	0	0
8	34	0	0	0	0	0	0	0	0	0	0	0	0	0	0	0	0
9	35	0	0	0	0	0	0	0	0	0	0	0	0	0	0	0	0
10	36	0	0	0	0	0	0	0	0	0	0	0	0	0	0	0	0
11	37	0	0	0	0	0	0	0	0	0	0	0	0	0	0	0	0
12	38	0	0	0	0	0	0	0	0	0	0	0	0	0	0	0	0
13	39	0	0	0	0	0	0	0	-19,546,266	0	0	0	0	0	-19,546,266	0	-19,546,266
14	40	0	0	0	0	0	0	0	3,909,253	0	0	0	0	0	3,909,253	0	3,909,253
15	41	0	0	0	0	0	0	0	0	0	0	0	0	0	0	0	0
16	42	0	0	0	0	0	0	0	0	0	0	0	0	0	0	0	0
17	43	0	0	0	0	0	0	0	0	0	0	0	0	0	0	0	0
18	44	0	0	0	0	0	0	0	0	0	0	0	0	0	0	0	0
19	45	0	0	0	0	0	0	0	0	0	0	0	-16,522,104	0	-16,522,104	0	-16,522,104
20	46	0	0	-862,855	0	0	0	0	3,549,212	0	0	0	862,855	0	3,549,212	0	3,549,212
21	47	0	0	0	0	0	0	0	0	0	0	0	102,639,397	-102,639,397	0	0	0
22	48	0	0	0	0	0	0	0	0	0	0	0	0	0	0	0	0
23	49	419,958,400	192,394,466	5,260,596	20,890,463	11,795,123	125,369	7,623,611	-18,107,503	0	0	0	199,854,403	28,160,758	844,365,440	0	844,365,440
<b>APPENDIX TO THE STATEMENT OF CHANGES IN EQUITY (to be filled in by undertakings that draw up financial statements in accordance with the IFRS)</b>																	
I.	50	0	0	0	0	0	0	-14,333,509	-15,637,013	0	0	0	0	0	-29,970,522	0	-29,970,522
II.	51	0	0	0	0	0	0	-14,333,509	-15,637,013	0	0	0	0	28,160,758	-1,809,764	0	-1,809,764
III.	52	0	0	-862,855	0	0	0	0	3,549,212	0	0	0	86,980,148	-102,639,397	-12,972,892	0	-12,972,892

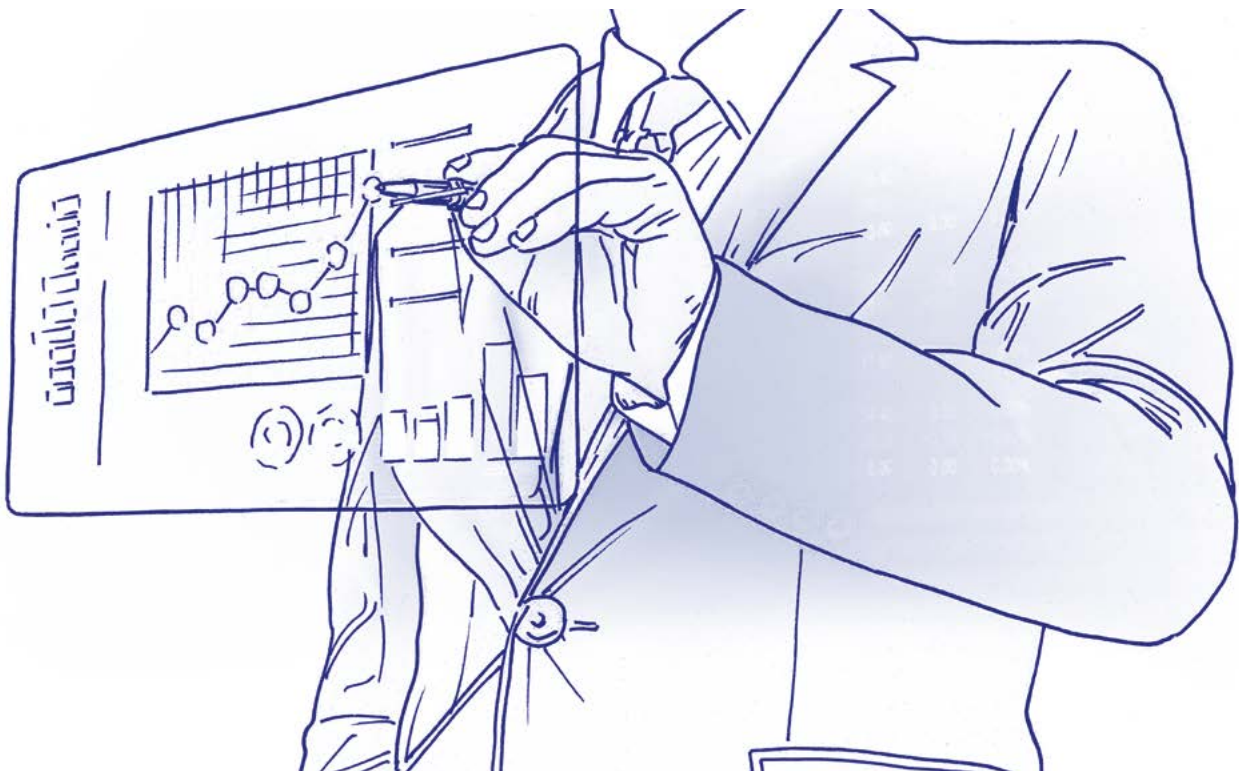
# Notes to financial statements - TFI

<b>Name of the issuer:</b>	<b>AD PLASTIK d.d.</b>
<b>Personal identification number (OIB):</b>	<b>48351740621</b>
<b>Reporting period:</b>	<b>1. 1. 2020 - 31. 3. 2020</b>

Notes to financial statements for quarterly periods include:

- a) an explanation of business events relevant to understanding changes in the statement of financial position and financial performance for the quarterly reporting period of the issuer with respect to the last business year: information is provided regarding these events and relevant information published in the last annual financial statement is updated
- b) information on the access to the latest annual financial statements, for the purpose of understanding information published in the notes to financial statements drawn up for the quarterly reporting period
- c) a statement explaining that the same accounting policies are applied while drawing up financial statements for the quarterly reporting period as in the latest annual financial statements or, in the case where the accounting policies have changed, a description of the nature and effect of the changes
- d) a description of the financial performance in the case of the issuer whose business is seasonal.

Notes to financial statements are available as part of AD Plastik Group's Interim Report. Interim Report is available on Zagreb Stock Exchange website.





# Annex 1

## ISSUER'S GENERAL DATA

Reporting period:	1. 1. 2020.	to	31. 3. 2020.
Year:	2020	Quarter:	1.

## Quarterly financial statements

Registration number (MB):	03440494	Issuer's home Member State code:	HR
Entity's registration number (MBS):	060007090		
Personal identification number (OIB):	48351740621	LEI	549300NFX18SRZHNT751
Institution code:	382		
Name of the issuer:	AD PLASTIK d.d.		
Postcode and town:	21210	Solin	
Street and house number:	Matoševa 8		
E-mail address:	informacije@adplastik.hr		
Web address:	www.adplastik.hr		
Number of employees (end of the reporting period):	1653		
Consolidated report:	KN	(KN-not consolidated/KD-consolidated)	
Audited:	RN	(RN-not audited/RD-audited)	

Names of subsidiaries (according to IFRS):	Registered office:	MB:

Bookkeeping firm:	No	(Yes/No)
Contact person:	Jurun Krešimir	(only name and surname of the contact person)
Telephone:	021/206-663	
E-mail address:	kresimir.jurun@adplastik.hr	
Audit firm:		(name of the audit firm)
Certified auditor:		(name and surname)

# Balance sheet

balance as at 31.3.2020, Submitter: AD Plastik d.d.

	Item 1	ADP code 2	Last day of the preceding business year 3	At the reporting date of the current period 4
<b>ASSETS</b>				
A	RECEIVABLES FOR SUBSCRIBED CAPITAL UNPAID	001	0	0
B	FIXED ASSETS (ADP 003+010+020+031+036)	002	978,056,810	957,299,970
	<b>I. Intangible assets (ADP 004 to 009)</b>	<b>003</b>	<b>84,089,683</b>	<b>80,242,392</b>
	1 Research and development	004	52,454,329	45,859,149
	2 Concessions, patents, licences, trademarks, software and other rights	005	1,791,008	1,384,577
	3 Goodwill	006	0	0
	4 Advances for the purchase of intangible assets	007	0	0
	5 Intangible assets in preparation	008	24,918,567	28,353,439
	6 Other intangible assets	009	4,925,779	4,645,227
	<b>II. Tangible assets (ADP 011 to 019)</b>	<b>010</b>	<b>637,973,635</b>	<b>618,665,718</b>
	1 Land	011	130,283,873	130,283,873
	2 Buildings	012	177,405,514	176,491,506
	3 Plant and equipment	013	206,776,858	199,684,654
	4 Tools, working inventory and transportation assets	014	37,685,644	36,009,034
	5 Biological assets	015	0	0
	6 Advances for the purchase of tangible assets	016	0	0
	7 Tangible assets in preparation	017	17,699,922	22,174,998
	8 Other tangible assets	018	13,715,998	12,468,353
	9 Investment property	019	54,405,826	41,553,300
	<b>III. Fixed financial assets (ADP 021 to 030)</b>	<b>020</b>	<b>237,455,542</b>	<b>239,450,033</b>
	1 Investments in holdings (shares) of undertakings within the group	021	127,611,746	127,611,746
	2 Investments in other securities of undertakings within the group	022	0	0
	3 Loans, deposits, etc. to undertakings within the group	023	88,026,941	90,021,432
	4 Investments in holdings (shares) of companies linked by virtue of participating interests	024	21,755,155	21,755,155
	5 Investment in other securities of companies linked by virtue of participating interests	025	0	0
	6 Loans, deposits etc. to companies linked by virtue of participating interests	026	0	0
	7 Investments in securities	027	61,700	61,700
	8 Loans, deposits, etc. given	028	0	0
	9 Other investments accounted for using the equity method	029	0	0
	10 Other fixed financial assets	030	0	0
	<b>IV. Receivables (ADP 032 to 035)</b>	<b>031</b>	<b>17,813,341</b>	<b>18,217,218</b>
	1 Receivables from undertakings within the group	032	17,813,341	18,217,218
	2 Receivables from companies linked by virtue of participating interests	033	0	0
	3 Customer receivables	034	0	0
	4 Other receivables	035	0	0
	<b>V. Deferred tax assets</b>	<b>036</b>	<b>724,609</b>	<b>724,609</b>

# Balance sheet

balance as at 31.3.2020, Submitter: AD Plastik d.d.

	Item 1	ADP code 2	Last day of the preceding business year 3	At the reporting date of the current period 4
<b>ASSETS</b>				
<b>C</b>	<b>CURRENT ASSETS (ADP 038+046+053+063)</b>	<b>037</b>	<b>380,361,323</b>	<b>451,637,202</b>
	<b>I. Inventories (ADP 039 to 045)</b>	<b>038</b>	<b>96,990,107</b>	<b>102,964,726</b>
	1 Raw materials and consumables	039	56,594,784	64,129,583
	2 Work in progress	040	7,905,494	6,424,524
	3 Finished goods	041	13,629,235	14,106,460
	4 Merchandise	042	6,963,298	1,751,996
	5 Advances for inventories	043	11,897,296	16,552,163
	6 Fixed assets held for sale	044	0	0
	7 Biological assets	045	0	0
	<b>II. Receivables (ADP 047 to 052)</b>	<b>046</b>	<b>262,108,523</b>	<b>255,500,111</b>
	1 Receivables from undertakings within the group	047	61,297,415	56,155,626
	2 Receivables from companies linked by virtue of participating interests	048	4,029,717	7,371,166
	3 Customer receivables	049	181,057,964	169,165,288
	4 Receivables from employees and members of the undertaking	050	28,112	44,428
	5 Receivables from government and other institutions	051	13,969,608	14,481,727
	6 Other receivables	052	1,725,707	8,281,876
	<b>III. Current financial assets (ADP 054 to 062)</b>	<b>053</b>	<b>12,964,346</b>	<b>13,247,653</b>
	1 Investments in holdings (shares) of undertakings within the group	054	0	0
	2 Investments in other securities of undertakings within the group	055	0	0
	3 Loans, deposits, etc. to undertakings within the group	056	12,652,386	12,935,693
	4 Investments in holdings (shares) of companies linked by virtue of participating interests	057	0	0
	5 Investment in other securities of companies linked by virtue of participating interests	058	0	0
	6 Loans, deposits etc. to companies linked by virtue of participating interests	059	0	0
	7 Investments in securities	060	0	0
	8 Loans, deposits, etc. given	061	0	0
	9 Other financial assets	062	311,960	311,960
	<b>IV. Cash at bank and in hand</b>	<b>063</b>	<b>8,298,347</b>	<b>79,924,712</b>
<b>D</b>	<b>PREPAID EXPENSES AND ACCRUED INCOME</b>	<b>064</b>	<b>68,260,012</b>	<b>51,675,918</b>
<b>E</b>	<b>TOTAL ASSETS (ADP 001+002+037+064)</b>	<b>065</b>	<b>1,426,678,145</b>	<b>1,460,613,090</b>
<b>F</b>	<b>OFF-BALANCE SHEET ITEMS</b>	<b>066</b>	<b>22,814,271</b>	<b>22,984,355</b>

# Balance sheet

balance as at 31.3.2020, Submitter: AD Plastik d.d.

	Item 1	ADP code 2	Last day of the preceding business year 3	At the reporting date of the current period 4
<b>LIABILITIES</b>				
<b>A</b>	<b>CAPITAL AND RESERVES (ADP 068 to 070+076+077+081+084+087)</b>	<b>067</b>	<b>772,036,814</b>	<b>787,051,171</b>
	I. Initial (subscribed) capital	068	419,958,400	419,958,400
	II. Capital reserves	069	191,988,358	191,988,358
	III. Reserves from profit (ADP 071+072-073+074+075)	070	69,944,305	69,944,305
	1 Legal reserves	071	6,128,852	6,128,852
	2 Reserves for treasury shares	072	20,890,463	20,890,463
	3 Treasury shares and holdings (deductible item)	073	-11,795,123	-11,795,123
	4 Statutory reserves	074	0	0
	5 Other reserves	075	54,720,113	54,720,113
	IV. Revaluation reserves	076	0	0
	V. Fair value reserves (ADP 078 to 080)	077	0	0
	1 Fair value of financial assets available for sale	078	0	0
	2 Cash flow hedge - effective portion	079	0	0
	3 Hedge of a net investment in a foreign operation - effective portion	080	0	0
	VI. Retained profit or loss brought forward (ADP 082-083)	081	0	73,623,647
	1 Retained profit	082	0	73,623,647
	2 Loss brought forward	083	0	0
	VII. Profit or loss for the business year (ADP 085-086)	084	90,145,751	31,536,461
	1 Profit for the business year	085	90,145,751	31,536,461
	2 Loss for the business year	086	0	0
	VIII. Minority (non-controlling) interest	087	0	0
<b>B</b>	<b>PROVISIONS (ADP 089 to 094)</b>	<b>088</b>	<b>16,621,974</b>	<b>16,588,479</b>
	1 Provisions for pensions, termination benefits and similar obligations	089	2,127,752	2,127,752
	2 Provisions for tax liabilities	090	0	0
	3 Provisions for ongoing legal cases	091	599,418	565,923
	4 Provisions for renewal of natural resources	092	0	0
	5 Provisions for warranty obligations	093	0	0
	6 Other provisions	094	13,894,804	13,894,804
<b>C</b>	<b>LONG-TERM LIABILITIES (ADP 096 to 106)</b>	<b>095</b>	<b>184,183,966</b>	<b>205,659,552</b>
	1 Liabilities to undertakings within the group	096	0	0
	2 Liabilities for loans, deposits, etc. of undertakings within the group	097	0	0
	3 Liabilities to companies linked by virtue of participating interests	098	0	0
	4 Liabilities for loans, deposits etc. of companies linked by virtue of participating interests	099	0	0
	5 Liabilities for loans, deposits etc.	100	600,000	600,000
	6 Liabilities to banks and other financial institutions	101	176,744,003	199,167,475
	7 Liabilities for advance payments	102	0	0
	8 Liabilities to suppliers	103	0	0
	9 Liabilities for securities	104	0	0
	10 Other long-term liabilities	105	6,839,963	5,892,077
	11 Deferred tax liability	106	0	0



# Balance sheet

balance as at 31.3.2020, Submitter: AD Plastik d.d.

	Item 1	ADP code 2	Last day of the prece- ding business year 3	At the reporting date of the current period 4
<b>LIABILITIES</b>				
D	SHORT-TERM LIABILITIES (ADP 108 to 121)	107	449,667,371	438,605,830
1	Liabilities to undertakings within the group	108	11,079,065	13,101,148
2	Liabilities for loans, deposits, etc. of undertakings within the group	109	0	0
3	Liabilities to companies linked by virtue of participating interests	110	7,599	7,769
4	Liabilities for loans, deposits etc. of companies linked by virtue of participating interests	111	0	0
5	Liabilities for loans, deposits etc.	112	37,212,900	38,046,155
6	Liabilities to banks and other financial institutions	113	170,930,193	160,530,099
7	Liabilities for advance payments	114	20,717,083	14,780,716
8	Liabilities to suppliers	115	184,830,522	171,498,585
9	Liabilities for securities	116	0	0
10	Liabilities to employees	117	10,897,067	12,257,649
11	Taxes, contributions and similar liabilities	118	6,888,466	16,321,316
12	Liabilities arising from the share in the result	119	91,373	5,130,873
13	Liabilities arising from fixed assets held for sale	120	0	0
14	Other short-term liabilities	121	7,013,103	6,931,520
E	ACCRUALS AND DEFERRED INCOME	122	4,168,020	12,708,058
F	TOTAL – LIABILITIES (ADP 067+088+095+107+122)	123	1,426,678,145	1,460,613,090
G	OFF-BALANCE SHEET ITEMS	124	22,814,271	22,984,355



# Statement of profit or loss

for the period 1.1.2020 to 31.3.2020  
 Submitter: AD Plastik d.d.

Item 1	ADP code 2	Same period of the previous year		Current period	
		Cumulative 3	Quarter 4	Cumulative 5	Quarter 6
<b>I. OPERATING INCOME (ADP 126 to 130)</b>	<b>125</b>	<b>253,623,081</b>	<b>253,623,081</b>	<b>258,878,041</b>	<b>258,878,041</b>
1 Income from sales with undertakings within the group	126	16,165,944	16,165,944	10,686,510	10,686,510
2 Income from sales (outside group)	127	234,978,225	234,978,225	234,560,965	234,560,965
3 Income from the use of own products, goods and services	128	0	0	131,285	131,285
4 Other operating income with undertakings within the group	129	0	0	16,176	16,176
5 Other operating income (outside the group)	130	2,478,912	2,478,912	13,483,105	13,483,105
<b>II. OPERATING EXPENSES (ADP 132+133+137+141+142+143+146+153)</b>	<b>131</b>	<b>239,986,594</b>	<b>239,986,594</b>	<b>231,264,384</b>	<b>231,264,384</b>
1 Changes in inventories of work in progress and finished goods	132	3,674,380	3,674,380	1,003,745	1,003,745
<b>2 Material costs (ADP 134 to 136)</b>	<b>133</b>	<b>171,479,675</b>	<b>171,479,675</b>	<b>161,246,231</b>	<b>161,246,231</b>
a) Costs of raw materials and consumables	134	125,187,803	125,187,803	121,083,045	121,083,045
b) Costs of goods sold	135	32,564,782	32,564,782	24,973,178	24,973,178
c) Other external costs	136	13,727,090	13,727,090	15,190,008	15,190,008
<b>3 Staff costs (ADP 138 to 140)</b>	<b>137</b>	<b>39,043,872</b>	<b>39,043,872</b>	<b>38,791,479</b>	<b>38,791,479</b>
a) Net salaries and wages	138	24,445,003	24,445,003	23,984,942	23,984,942
b) Tax and contributions from salary costs	139	9,304,044	9,304,044	9,750,522	9,750,522
c) Contributions on salaries	140	5,294,825	5,294,825	5,056,015	5,056,015
4 Depreciation	141	15,854,228	15,854,228	17,711,281	17,711,281
5 Other costs	142	9,651,876	9,651,876	12,119,136	12,119,136
<b>6 Value adjustments (ADP 144+145)</b>	<b>143</b>	<b>0</b>	<b>0</b>	<b>0</b>	<b>0</b>
a) fixed assets other than financial assets	144	0	0	0	0
b) current assets other than financial assets	145	0	0	0	0
<b>7 Provisions (ADP 147 to 152)</b>	<b>146</b>	<b>0</b>	<b>0</b>	<b>0</b>	<b>0</b>
a) Provisions for pensions, termination benefits and similar obligations	147	0	0	0	0
b) Provisions for tax liabilities	148	0	0	0	0
c) Provisions for ongoing legal cases	149	0	0	0	0
d) Provisions for renewal of natural resources	150	0	0	0	0
e) Provisions for warranty obligations	151	0	0	0	0
f) Other provisions	152	0	0	0	0
8 Other operating expenses	153	282,563	282,563	392,512	392,512

# Statement of profit or loss

for the period 1.1.2020 to 31.3.2020  
Submitter: AD Plastik d.d.

Item	ADP code	Same period of the previous year		Current period	
		Cumulative	Quarter	Cumulative	Quarter
1	2	3	4	5	6
<b>III. FINANCIAL INCOME (ADP 155 to 164)</b>	<b>154</b>	<b>11,318,089</b>	<b>11,318,089</b>	<b>12,176,497</b>	<b>12,176,497</b>
1 Income from investments in holdings (shares) of undertakings within the group	155	0	0	0	0
2 Income from investments in holdings (shares) of companies linked by virtue of participating interests	156	9,275,013	9,275,013	5,093,396	5,093,396
3 Income from other long-term financial investment and loans granted to undertakings within the group	157	0	0	0	0
4 Other interest income from operations with undertakings within the group	158	973,910	973,910	872,203	872,203
5 Exchange rate differences and other financial income from operations with undertakings within the group	159	412,060	412,060	3,826,273	3,826,273
6 Income from other long-term financial investments and loans	160	0	0	0	0
7 Other interest income	161	1,332	1,332	210	210
8 Exchange rate differences and other financial income	162	655,774	655,774	2,384,415	2,384,415
9 Unrealised gains (income) from financial assets	163	0	0	0	0
10 Other financial income	164	0	0	0	0
<b>IV. FINANCIAL EXPENSES (ADP 166 to 172)</b>	<b>165</b>	<b>3,464,407</b>	<b>3,464,407</b>	<b>8,253,693</b>	<b>8,253,693</b>
1 Interest expenses and similar expenses with undertakings within the group	166	0	0	0	0
2 Exchange rate differences and other expenses from operations with undertakings within the group	167	95,757	95,757	572,112	572,112
3 Interest expenses and similar expenses	168	2,410,685	2,410,685	1,990,162	1,990,162
4 Exchange rate differences and other expenses	169	957,965	957,965	5,691,419	5,691,419
5 Unrealised losses (expenses) from financial assets	170	0	0	0	0
6 Value adjustments of financial assets (net)	171	0	0	0	0
7 Other financial expenses	172	0	0	0	0
<b>V. SHARE IN PROFIT FROM UNDERTAKINGS LINKED BY VIRTUE OF PARTICIPATING INTERESTS</b>	<b>173</b>	<b>0</b>	<b>0</b>	<b>0</b>	<b>0</b>
<b>VI. SHARE IN PROFIT FROM JOINT VENTURES</b>	<b>174</b>	<b>0</b>	<b>0</b>	<b>0</b>	<b>0</b>
<b>VII. SHARE IN LOSS OF COMPANIES LINKED BY VIRTUE OF PARTICIPATING INTEREST</b>	<b>175</b>	<b>0</b>	<b>0</b>	<b>0</b>	<b>0</b>
<b>VIII. SHARE IN LOSS OF JOINT VENTURES</b>	<b>176</b>	<b>0</b>	<b>0</b>	<b>0</b>	<b>0</b>
<b>IX. TOTAL INCOME (ADP 125+154+173 + 174)</b>	<b>177</b>	<b>264,941,170</b>	<b>264,941,170</b>	<b>271,054,538</b>	<b>271,054,538</b>
<b>X. TOTAL EXPENDITURE (ADP 131+165+175 + 176)</b>	<b>178</b>	<b>243,451,001</b>	<b>243,451,001</b>	<b>239,518,077</b>	<b>239,518,077</b>
<b>XI. PRE-TAX PROFIT OR LOSS (ADP 177-178)</b>	<b>179</b>	<b>21,490,169</b>	<b>21,490,169</b>	<b>31,536,461</b>	<b>31,536,461</b>
1 Pre-tax profit (ADP 177-178)	180	21,490,169	21,490,169	31,536,461	31,536,461
2 Pre-tax loss (ADP 178-177)	181	0	0	0	0
<b>XII. INCOME TAX</b>	<b>182</b>	<b>339,735</b>	<b>339,735</b>	<b>0</b>	<b>0</b>
<b>XIII. PROFIT OR LOSS FOR THE PERIOD (ADP 179-182)</b>	<b>183</b>	<b>21,150,434</b>	<b>21,150,434</b>	<b>31,536,461</b>	<b>31,536,461</b>
1 Profit for the period (ADP 179-182)	184	21,150,434	21,150,434	31,536,461	31,536,461
2 Loss for the period (ADP 182-179)	185	0	0	0	0

# Statement of profit or loss

for the period 1.1.2020 to 31.3.2020  
Submitter: AD Plastik d.d.

Item 1	ADP code 2	Same period of the previous year		Current period		
		Cumulative 3	Quarter 4	Cumulative 5	Quarter 6	
<b>DISCONTINUED OPERATIONS (to be filled in by undertakings subject to IFRS only with discontinued operations)</b>						
XIV.	PRE-TAX PROFIT OR LOSS OF DISCONTINUED OPERATIONS (ADP 187-188)	186	0	0	0	0
	1 Pre-tax profit from discontinued operations	187	0	0	0	0
	2 Pre-tax loss on discontinued operations	188	0	0	0	0
XV.	INCOME TAX OF DISCONTINUED OPERATIONS	189	0	0	0	0
	1 Discontinued operations profit for the period (ADP 186-189)	190	0	0	0	0
	2 Discontinued operations loss for the period (ADP 189-186)	191	0	0	0	0
<b>TOTAL OPERATIONS (to be filled in only by undertakings subject to IFRS with discontinued operations)</b>						
XVI.	PRE-TAX PROFIT OR LOSS (ADP 179+186)	192	0	0	0	0
	1 Pre-tax profit (ADP 192)	193	0	0	0	0
	2 Pre-tax loss (ADP 192)	194	0	0	0	0
XVII.	INCOME TAX (ADP 182+189)	195	0	0	0	0
XVIII.	PROFIT OR LOSS FOR THE PERIOD (ADP 192-195)	196	0	0	0	0
	1 Profit for the period (ADP 192-195)	197	0	0	0	0
	2 Loss for the period (ADP 195-192)	198	0	0	0	0
<b>APPENDIX to the P&amp;L (to be filled in by undertakings that draw up consolidated annual financial statements)</b>						
XIX.	PROFIT OR LOSS FOR THE PERIOD (ADP 200+201)	199	0	0	0	0
	1 Attributable to owners of the parent	200	0	0	0	0
	2 Attributable to minority (non-controlling) interest	201	0	0	0	0
<b>STATEMENT OF OTHER COMPREHENSIVE INCOME (to be filled in by undertakings subject to IFRS)</b>						
I.	PROFIT OR LOSS FOR THE PERIOD	202	21,150,434	21,150,434	31,536,461	31,536,461
II.	OTHER COMPREHENSIVE INCOME/LOSS BEFORE TAX (ADP 204 to 211)	203	0	0	0	0
	1 Exchange rate differences from translation of foreign operations	204	0	0	0	0
	2 Changes in revaluation reserves of fixed tangible and intangible assets	205	0	0	0	0
	3 Profit or loss arising from subsequent measurement of financial assets available for sale	206	0	0	0	0
	4 Profit or loss arising from effective cash flow hedging	207	0	0	0	0
	5 Profit or loss arising from effective hedge of a net investment in a foreign operation	208	0	0	0	0
	6 Share in other comprehensive income/loss of companies linked by virtue of participating interests	209	0	0	0	0
	7 Actuarial gains/losses on the defined benefit obligation	210	0	0	0	0
	8 Other changes in equity unrelated to owners	211	0	0	0	0
III.	TAX ON OTHER COMPREHENSIVE INCOME FOR THE PERIOD	212	0	0	0	0
IV.	NET OTHER COMPREHENSIVE INCOME OR LOSS (ADP 203-212)	213	0	0	0	0
V.	COMPREHENSIVE INCOME OR LOSS FOR THE PERIOD (ADP 202+213)	214	21,150,434	21,150,434	31,536,461	31,536,461
<b>APPENDIX to the Statement on comprehensive income (to be filled in by undertakings that draw up consolidated statements)</b>						
VI.	COMPREHENSIVE INCOME OR LOSS FOR THE PERIOD (ADP 216+217)	215	0	0	0	0
	1 1 Attributable to owners of the parent	216	0	0	0	0
	2 2 Attributable to minority (non-controlling) interest	217	0	0	0	0

# Statement of cash flows

## indirect method

for the period 1.1.2020 to 31.3.2020  
Submitter: AD Plastik d.d.

Item 1	ADP code 2	Same period of the previous year 3	Current period 4
<b>CASH FLOW FROM OPERATING ACTIVITIES</b>			
1 Pre-tax profit	001	21.490.169	31.536.461
2 Adjustments (ADP 003 to 010):	002	17.370.858	27.380.166
a) Depreciation	003	15.854.228	17.711.281
b) Gains and losses from sale and value adjustment of fixed tangible and intangible assets	004	23.029	-11.677.680
c) Gains and losses from sale and unrealised gains and losses and value adjustment of financial assets	005	0	0
d) Interest and dividend income	006	-10.250.255	-5.965.809
e) Interest expenses	007	2.410.685	1.990.162
f) Provisions	008	-1.880.917	-33.495
g) Exchange rate differences (unrealised)	009	-28.107	231.575
h) Other adjustments for non-cash transactions and unrealised gains and losses	010	11.242.195	25.124.132
I. Cash flow increase or decrease before changes in working capital (ADP 001+002)	011	38.861.027	58.916.627
3 Changes in the working capital (ADP 013 to 016)	012	-37.295.772	3.298.010
a) Increase or decrease in short-term liabilities	013	1.086.380	-4.021.731
b) Increase or decrease in short-term receivables	014	-32.074.340	13.294.360
c) Increase or decrease in inventories	015	-6.307.812	-5.974.619
d) Other increase or decrease in working capital	016	0	0
II. Cash from operations (ADP 011+012)	017	1.565.255	62.214.637
4 Interest paid	018	-2.140.133	-1.746.687
5 Income tax paid	019	0	0
A NET CASH FLOW FROM OPERATING ACTIVITIES (ADP 017 to 019)	020	-574.878	60.467.950
<b>CASH FLOW FROM INVESTMENT ACTIVITIES</b>			
1 Cash receipts from sales of fixed tangible and intangible assets	021	884,733	25,706,669
2 Cash receipts from sales of financial instruments	022	0	0
3 Interest received	023	333	173,433
4 Dividends received	024	0	0
5 Cash receipts from repayment of loans and deposits	025	0	0
6 Other cash receipts from investment activities	026	651,754	891,604
III. Total cash receipts from investment activities (ADP 021 to 026)	027	1,536,820	26,771,706
1 Cash payments for the purchase of fixed tangible and intangible assets	028	-32,433,207	-8,059,226
2 Cash payments for the acquisition of financial instruments	029	0	0
3 Cash payments for loans and deposits for the period	030	0	0
4 Acquisition of a subsidiary, net of cash acquired	031	0	0
5 Other cash payments from investment activities	032	0	0
IV. Total cash payments from investment activities (ADP 028 to 032)	033	-32,433,207	-8,059,226
B NET CASH FLOW FROM INVESTMENT ACTIVITIES (ADP 027 +033)	034	-30,896,387	18,712,480



# Statement of cash flows

## indirect method

for the period 1.1.2020 to 31.3.2020  
Submitter: AD Plastik d.d.

Item 1	ADP code 2	Same period of the previous year 3	Current period 4
<b>CASH FLOW FROM FINANCING ACTIVITIES</b>			
1 Cash receipts from the increase in initial (subscribed) capital	035	0	0
2 Cash receipts from the issue of equity financial instruments and debt financial instruments	036	0	0
3 Cash receipts from credit principals, loans and other borrowings	037	43,152,808	52,504,566
4 Other cash receipts from financing activities	038	0	0
<b>V. Total cash receipts from financing activities (ADP 035 to 038)</b>	<b>039</b>	<b>43,152,808</b>	<b>52,504,566</b>
1 Cash payments for the repayment of credit principals, loans and other borrowings and debt financial instruments	040	-15,033,169	-46,716,641
2 Cash payments for dividends	041	-8,606,121	-11,482,604
3 Cash payments for finance lease	042	-120,260	-1,680,654
4 Cash payments for the redemption of treasury shares and decrease in initial (subscribed) capital	043	0	0
5 Other cash payments from financing activities	044	0	0
<b>VI. Total cash payments from financing activities (ADP 040 to 044)</b>	<b>045</b>	<b>-23,759,550</b>	<b>-59,879,899</b>
<b>C NET CASH FLOW FROM FINANCING ACTIVITIES (ADP 039 +045)</b>	<b>046</b>	<b>19,393,258</b>	<b>-7,375,333</b>
1 Unrealised exchange rate differences in respect of cash and cash equivalents	047	13,995	-178,731
<b>D NET INCREASE OR DECREASE IN CASH FLOWS (ADP 020+034+046+047)</b>	<b>048</b>	<b>-12,064,012</b>	<b>71,626,366</b>
<b>E CASH AND CASH EQUIVALENTS AT THE BEGINNING OF THE PERIOD</b>	<b>049</b>	<b>16,135,861</b>	<b>8,298,347</b>
<b>F CASH AND CASH EQUIVALENTS AT THE END OF THE PERIOD(ADP 048+049)</b>	<b>050</b>	<b>4,071,849</b>	<b>79,924,713</b>



# Statement of changes in equity

for the period 1.1.2020 to 31.3.2020  
Submitter: AD Plastik d.d.

Item	ADP code	Attributable to owners of the parent														Minority (non-controlling) interest	Total capital and reserves
		Initial (subscribed) capital	Capital reserves	Legal reserves	Reserves for treasury shares	Treasury shares and holdings (deductible item)	Statutory reserves	Other reserves	Revaluation reserves	Fair value of financial assets available for sale	Cash flow hedge - effective portion	Hedge of a net investment in a foreign operation - effective portion	Retained profit / loss brought forward	Profit/loss for the business year	Total attributable to owners of the parent		
1	2	3	4	5	6	7	8	9	10	11	12	13	14	15	16 (3 to 6 - 7 + 8 to 15)	17	18 (16+17)
<b>PREVIOUS PERIOD</b>																	
1	01	419,958,400	191,903,518	6,128,852	22,124,003	12,124,003	0	2,806,439	0	0	0	0	13,394,775	88,961,262	733,153,246	0	733,153,246
2	02	0	0	0	0	0	0	0	0	0	0	0	0	0	0	0	0
3	03	0	0	0	0	0	0	0	0	0	0	0	0	0	0	0	0
4	04	419,958,400	191,903,518	6,128,852	22,124,003	12,124,003	0	2,806,439	0	0	0	0	13,394,775	88,961,262	733,153,246	0	733,153,246
5	05	0	0	0	0	0	0	0	0	0	0	0	0	21,150,434	21,150,434	0	21,150,434
6	06	0	0	0	0	0	0	0	0	0	0	0	0	0	0	0	0
7	07	0	0	0	0	0	0	0	0	0	0	0	0	0	0	0	0
8	08	0	0	0	0	0	0	0	0	0	0	0	0	0	0	0	0
9	09	0	0	0	0	0	0	0	0	0	0	0	0	0	0	0	0
10	10	0	0	0	0	0	0	0	0	0	0	0	0	0	0	0	0
11	11	0	0	0	0	0	0	0	0	0	0	0	0	0	0	0	0
12	12	0	0	0	0	0	0	0	0	0	0	0	0	0	0	0	0
13	13	0	0	0	0	0	0	0	0	0	0	0	0	0	0	0	0
14	14	0	0	0	0	0	0	0	0	0	0	0	0	0	0	0	0
15	15	0	0	0	0	0	0	0	0	0	0	0	0	0	0	0	0
16	16	0	0	0	0	0	0	0	0	0	0	0	0	0	0	0	0
17	17	0	0	0	0	0	0	0	0	0	0	0	0	0	0	0	0
18	18	0	0	0	0	0	0	0	0	0	0	0	0	0	0	0	0
19	19	0	0	0	0	0	0	0	0	0	0	0	0	-12,385,745	-12,385,745	0	-12,385,745
20	20	0	0	0	0	0	0	0	0	0	0	0	0	0	0	0	0
21	21	0	0	0	0	0	0	0	0	0	0	0	0	0	0	0	0
22	22	0	0	0	0	0	0	0	0	0	0	0	0	0	0	0	0
23	23	419,958,400	191,903,518	6,128,852	22,124,003	12,124,003	0	2,806,439	0	0	0	0	13,394,775	97,725,951	741,917,935	0	741,917,935
<b>APPENDIX TO THE STATEMENT OF CHANGES IN EQUITY (to be filled in by undertakings that draw up financial statements in accordance with the IFRS)</b>																	
I.	24	0	0	0	0	0	0	0	0	0	0	0	0	0	0	0	0
II.	25	0	0	0	0	0	0	0	0	0	0	0	0	21,150,434	21,150,434	0	21,150,434
III.	26	0	0	0	0	0	0	0	0	0	0	0	0	-12,385,745	-12,385,745	0	-12,385,745

# Statement of changes in equity

for the period 1.1.2020 to 31.3.2020  
Submitter: AD Plastik d.d.

Item	ADP code	Attributable to owners of the parent														Minority (non-controlling) interest	Total capital and reserves
		Initial (subscribed) capital	Capital reserves	Legal reserves	Reserves for treasury shares	Treasury shares and holdings (deductible item)	Statutory reserves	Other reserves	Revaluation reserves	Fair value of financial assets available for sale	Cash flow hedge - effective portion	Hedge of a net investment in a foreign operation - effective portion	Retained profit / loss brought forward	Profit/loss for the business year	Total attributable to owners of the parent		
1	2	3	4	5	6	7	8	9	10	11	12	13	14	15	16 (3 to 6 - 7 + 8 to 15)	17	18 (16+17)
<b>CURRENT PERIOD</b>																	
1	27	419,958,400	191,988,358	6,128,852	20,890,463	11,795,123	0	54,720,113	0	0	0	0	0	90,145,751	772,036,814	0	772,036,814
2	28	0	0	0	0	0	0	0	0	0	0	0	0	0	0	0	0
3	29	0	0	0	0	0	0	0	0	0	0	0	0	0	0	0	0
4	30	419,958,400	191,988,358	6,128,852	20,890,463	11,795,123	0	54,720,113	0	0	0	0	0	90,145,751	772,036,814	0	772,036,814
5	31	0	0	0	0	0	0	0	0	0	0	0	0	31,536,461	31,536,461	0	31,536,461
6	32	0	0	0	0	0	0	0	0	0	0	0	0	0	0	0	0
7	33	0	0	0	0	0	0	0	0	0	0	0	0	0	0	0	0
8	34	0	0	0	0	0	0	0	0	0	0	0	0	0	0	0	0
9	35	0	0	0	0	0	0	0	0	0	0	0	0	0	0	0	0
10	36	0	0	0	0	0	0	0	0	0	0	0	0	0	0	0	0
11	37	0	0	0	0	0	0	0	0	0	0	0	0	0	0	0	0
12	38	0	0	0	0	0	0	0	0	0	0	0	0	0	0	0	0
13	39	0	0	0	0	0	0	0	0	0	0	0	0	0	0	0	0
14	40	0	0	0	0	0	0	0	0	0	0	0	0	0	0	0	0
15	41	0	0	0	0	0	0	0	0	0	0	0	0	0	0	0	0
16	42	0	0	0	0	0	0	0	0	0	0	0	0	0	0	0	0
17	43	0	0	0	0	0	0	0	0	0	0	0	0	0	0	0	0
18	44	0	0	0	0	0	0	0	0	0	0	0	0	0	0	0	0
19	45	0	0	0	0	0	0	0	0	0	0	0	-16,522,104	0	-16,522,104	0	-16,522,104
20	46	0	0	0	0	0	0	0	0	0	0	0	0	0	0	0	0
21	47	0	0	0	0	0	0	0	0	0	0	0	90,145,751	-90,145,751	0	0	0
22	48	0	0	0	0	0	0	0	0	0	0	0	0	0	0	0	0
23	49	419,958,400	191,988,358	6,128,852	20,890,463	11,795,123	0	54,720,113	0	0	0	0	73,623,647	31,536,461	787,051,171	0	787,051,171
<b>APPENDIX TO THE STATEMENT OF CHANGES IN EQUITY (to be filled in by undertakings that draw up financial statements in accordance with the IFRS)</b>																	
I.	50	0	0	0	0	0	0	0	0	0	0	0	0	0	0	0	0
II.	51	0	0	0	0	0	0	0	0	0	0	0	0	31,536,461	31,536,461	0	31,536,461
III.	52	0	0	0	0	0	0	0	0	0	0	0	73,623,647	-90,145,751	-16,522,104	0	-16,522,104

# Notes to financial statements - TFI

## (drawn up for quarterly reporting periods)

<b>Name of the issuer:</b>	<b>AD PLASTIK d.d.</b>
<b>Personal identification number (OIB):</b>	<b>48351740621</b>
<b>Reporting period:</b>	<b>1. 1. 2020 - 31. 3. 2020</b>

Notes to financial statements for quarterly periods include:

- a) an explanation of business events relevant to understanding changes in the statement of financial position and financial performance for the quarterly reporting period of the issuer with respect to the last business year: information is provided regarding these events and relevant information published in the last annual financial statement is updated
- b) information on the access to the latest annual financial statements, for the purpose of understanding information published in the notes to financial statements drawn up for the quarterly reporting period
- c) a statement explaining that the same accounting policies are applied while drawing up financial statements for the quarterly reporting period as in the latest annual financial statements or, in the case where the accounting policies have changed, a description of the nature and effect of the changes
- d) a description of the financial performance in the case of the issuer whose business is seasonal.

Notes to financial statements are available as part of AD Plastik Group's Interim Report. Interim Report is available on Zagreb Stock Exchange website.



Solin, April 2020

## Management's statement of responsibility

The financial statements of AD Plastik Group and the Company AD Plastik d.d. Solin are prepared in accordance with the International Financial Reporting Standards (IFRS) and the Croatian Law on Accounting.

The consolidated financial statements of AD Plastik Group and the financial statements of the Company AD Plastik d.d. for the period from January 1 to March 31 2020, give a complete and true review of the assets and liabilities, profit and loss, financial position and business activities of the issuers and companies included in the consolidation as a whole.

The management report for the period until March 31 2020, contains an accurate and true display of the development and results of the business activities of the Company with a description of the most significant risks and uncertainties to which the Company is exposed.

Marinko Došen,  
President of the Management Board



Katija Klepo,  
Member of the Management Board



Mladen Peroš,  
Member of the Management Board



The Company is registered at the Court Register of the Commercial Court of Split under the Registered Company Number (MBS): 060007090  
Company Identification Number (OIB): 48351740621  
IBAN: HR04 2340 0091 1101 5371 1, Privredna banka Zagreb d.d., Zagreb

The capital stock in the amount of HRK 419,958,400 was paid in full.  
AD Plastik issued a total of 4,199,584 of ordinary shares,  
in nominal amount of HRK 100.

President of the Management Board: Marinko Došen

Management Board members: Katija Klepo, Mladen Peroš

President of the Supervisory Board: Dmitrij Leonidovič Drandin



# Your needs. Our drive.

Solin, April 2020

[www.adplastik.hr](http://www.adplastik.hr)

