


2019

INTERIM REPORT

BY MANAGEMENT OF

AD PLASTIK GROUP AND THE COMPANY AD PLASTIK D.D. SOLIN

FOR THE FIRST SIX MONTHS OF 2019



 **AD Plastik**

Contents

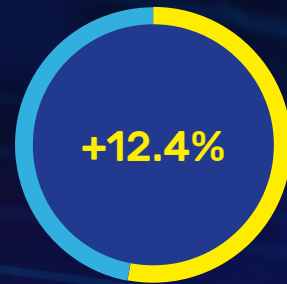
Management Report of AD Plastik Group and the Company AD Plastik d.d. Solin for the period 1. 1. 2019 - 30. 6. 2019	3
Operating revenue, EBITDA and Net profit	3
Comment by Marinko Došen, President of the Management Board	5
Financial results for the first six months	6
Operating revenue per sales markets of AD Plastik Group	11
AD Plastik Group with consolidation of the corresponding ownership part in affiliated company	13
Share	15
Financial statement of AD Plastik Group.....	17
Balance sheet	18
Statement of profit or loss	22
Statement of cash flows (indirect method)	25
Statement of changes in equity	27
Notes to financial statements - TFI	29
Financial statement of the company AD Plastik.....	30
Balance sheet	31
Statement of profit or loss	35
Statement of cash flows (indirect method)	38
Statement of changes in equity	40
Notes to financial statements - TFI	42
Management's statement of responsibility	43



Operating revenue, EBITDA and Net profit of AD Plastik Group

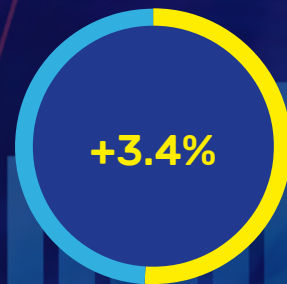
HRK 713.7 million

OPERATING REVENUE



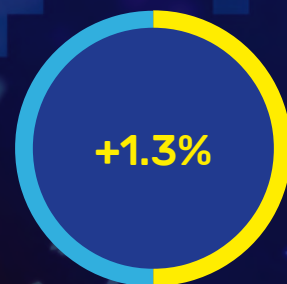
HRK 103.4 million

EBITDA



HRK 57 million

NET PROFIT



Operating revenue, EBITDA and Net profit of the company AD Plastik

HRK 539.5 million

OPERATING REVENUE

+8.5%

compared to the first six months of 2018

HRK 63.7 million

EBITDA

+5.9%

compared to the first six months of 2018

HRK 48.8 million

NET PROFIT

-6.2%

compared to the first six months of 2018

Comment by Marinko Došen, President of the Management Board



We present you business results of AD Plastik Group for the first six months of 2019, showing the growth of all key indicators and focus on the achievement of set annual goals. Compared to the first half of last year, we increased operating revenue at the Group level by 12.4 percent and in the observed period it amounted to HRK 713.7 million. Net profit and EBITDA of the Group increased, thus net profit for the first six months amounted to HRK 57 million, and EBITDA amounted to HRK 103.4 million.

In the reporting period, the serial production of the new Clio 5, one of the best-selling models of the Renault Group, began. Due to the excellent demand and acceptance of this model in the market, we'll have a significant increase in the quantities produced and the full implementation of all production activities during the autumn. Twingo, Smart and Clio as well as the start of the serial production of the new Ford Puma which is ahead of us provide us with stability of business in the upcoming period.

The announcements of our customers are very good, which is confirmed by new deals sealed in the reporting period for the European market worth EUR 57 million. First deals sealed for our Hungarian company since its takeover are among them, which is significant because of the continuity and improvement of cooperation with new customers in the Group's portfolio. Our revenue shows that we have been constantly growing better than the markets themselves in which we operate and confirms the validity of our business decisions, as the European and Russian markets continue to record a smaller fall in new car sales.

As we have already been announcing, this year we are primarily focused on industrialization and realization of the projects started as well as on successful acceptance of new deals. In order to meet the needs of our customers and market demands, we have continuously been introducing technological advancements of our factories and resources in order to successfully continue to develop our business and position in the automotive market.

A handwritten signature in blue ink, appearing to read 'Marinko Došen', written over a white background.

Marinko Došen
President of the Management Board

Financial results for the first six months

AD Plastik Group is comprised of the following companies during the reporting period:

- AD Plastik d.d., Croatia
- AO AD Plastik Togliatti, Russia
- ZAO AD Plastik Kaluga, Russia
- ADP d.o.o., Serbia
- AD Plastik d.o.o., Slovenia
- Tisza Automotive d.o.o, Hungary

(hereinafter: AD Plastik Group)

The business results of AD Plastik Group and the parent company AD Plastik for the first six months of 2019 show a growth of development and production activities and the successful movement towards achieving planned revenue and income growth goals.

Despite a slightly lower number of newly-registered vehicles in the markets where we operate, in the reporting period, compared to the same period last year,

the operating revenue of AD Plastik Group increased by 12.4 percent, amounting to HRK 713.7 million. Likewise, the operating revenue of the parent company AD Plastik increased by 8.5 percent, amounting to HRK 539.5 million. The revenue of the Hungarian company Tisza Automotive, which has been part of the Group since July last year, new deals for Hella and Ford and the revenue from tools in the parent company were the main growth generators in the observed period. [➔](#)




Financial results for the first six months

- ➔ Lower average ruble exchange rate in this period negatively affected the revenue level earned in the Russian market (effect when converting to kuna), while a slightly lower level of the average euro exchange rate against the kuna did not have a significant negative impact on the revenue level.

Earnings before Interest, Taxes, Depreciation and Amortization (EBITDA) of the Group in the reporting period increased by 3.4 percent compared to the same period last year and they amounted to HRK 103.4 mil-

lion. EBITDA of the parent company increased by 5.9 percent amounting to HRK 63.7 million.

The net profit of AD Plastik Group in the first six months of 2019 amounted to HRK 57 million, which was an increase by 1.3 percent compared to the same period last year. The net profit of the parent company was lower by 6.2 percent compared to the same period last year and it amounted to HRK 48.8 million, and it was largely affected by dividend income of the affiliated company.



Financial results for the first six months

Key performance indicators

Indicators (in HRK 000)	AD Plastik Group			AD Plastik d.d.		
	2Q 2018	2Q 2019	Index	2Q 2018	2Q 2019	Index
Operating revenue	634,729	713,654	112.43	497,222	539,455	108.49
Sales revenue	626,076	687,524	109.81	488,825	522,194	106.83
Operating expenses	575,077	663,917	115.45	463,969	508,010	109.49
EBITDA	99,920	103,350	103.43	60,110	63,675	105.93
EBITDA last 4 quarters	172,992	165,156	95.47	102,138	84,678	82.90
Net profit	56,300	57,001	101.25	51,995	48,753	93.76
NFD	260,622	389,366	149.40	253,600	338,676	133.55
NFD/EBITDA last 4 quarters	1.51	2.36	156.49	2.48	4.00	161.08
EBITDA margin	15.74%	14.48%	-126 bps	12.09%	11.80%	-29 bps
Net profit margin	8.87%	7.99%	-88 bps	10.46%	9.04%	-142 bps
ROE	11.40%	10.97%	-43 bps	10.65%	11.35%	70 bps
Capex	34,859	80,529	0.00	25,065	67,266	0.00

Operating expenses

Operating expenses (in HRK 000)	AD Plastik Group			AD Plastik d.d.		
	2Q 2018	2Q 2019	Index	2Q 2018	2Q 2019	Index
OPERATING EXPENSES	575,077	663,917	115.45	463,969	508,010	109.49
Changes in the value of work in process and fin- ished products	8,176	6,187	75.68	4,254	3,466	81.49
Material costs	390,742	445,977	114.14	335,283	362,015	107.97
Staff costs	107,136	119,929	111.94	77,580	80,835	104.19
Amortization	40,268	53,612	133.14	26,857	32,230	120.01
Other costs	23,458	32,071	136.72	18,301	26,616	145.43
Provisions	1,385	792	57.21	802	0	0.00
Other operating expenses	3,913	5,349	136.69	892	2,849	319.57

Financial results for the first six months

Net financial result

The net financial result was more favorable primarily due to the lower negative exchange rate differences, which were partly a result of the decline in foreign cur-

rency exposure of Russian companies and partly of the strengthening of the Russian ruble exchange rate compared to December 31, 2018.

Net financial result (in HRK 000)	AD Plastik Group			AD Plastik d.d.		
	2Q 2018	2Q 2019	Index	2Q 2018	2Q 2019	Index
FINANCIAL REVENUE	13,712	11,835	86.31	36,194	24,843	68.64
Positive exchange rate differences	13,531	11,602	85.74	6,779	2,735	40.35
Interest income	175	227	129.71	2,150	2,068	96.19
Dividends	6	6	100.00	27,265	20,040	73.50
FINANCIAL EXPENSES	37,052	21,173	57.14	17,452	7,196	41.23
Negative exchange rate differences	32,030	14,187	44.29	12,624	2,352	18.63
Interest expenses	5,022	6,986	139.11	4,828	4,844	100.33
FINANCIAL RESULT	-23,340	-9,338	40.01	18,742	17,647	94.16



Financial results for the first six months

Financial position

Although in the second quarter of the current year there was a decrease in net financial debt compared to the first quarter, the net financial debt of the Group increased by HRK 8.25 million and the net financial debt of the parent company by HRK 28.7 million compared to December 31, 2018. The increase in net financial debt largely stems from the realization of a loan to finance investments in the parent company.

NFD/EBITDA was also more favorable than in the first quarter of this year and it amounted to 2.36 at the level

of the Group, or 4.0 in the parent company. Due to the financing of some of the tools for new projects, temporary debt growth is expected in the forthcoming period.

Indebtedness ratio on June 30, 2019 amounted to 0.5 at the Group level, or 0.46 in the parent company.

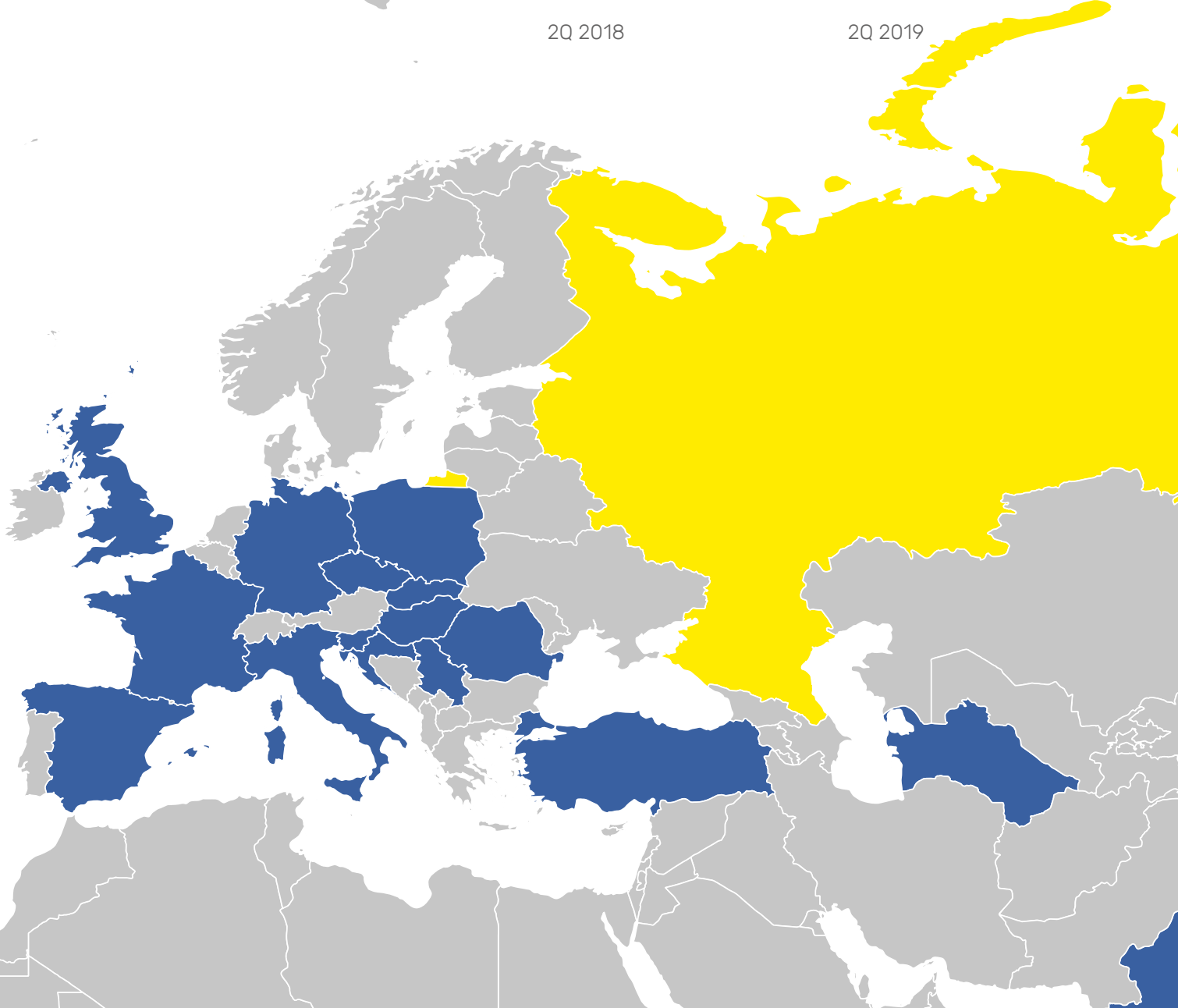
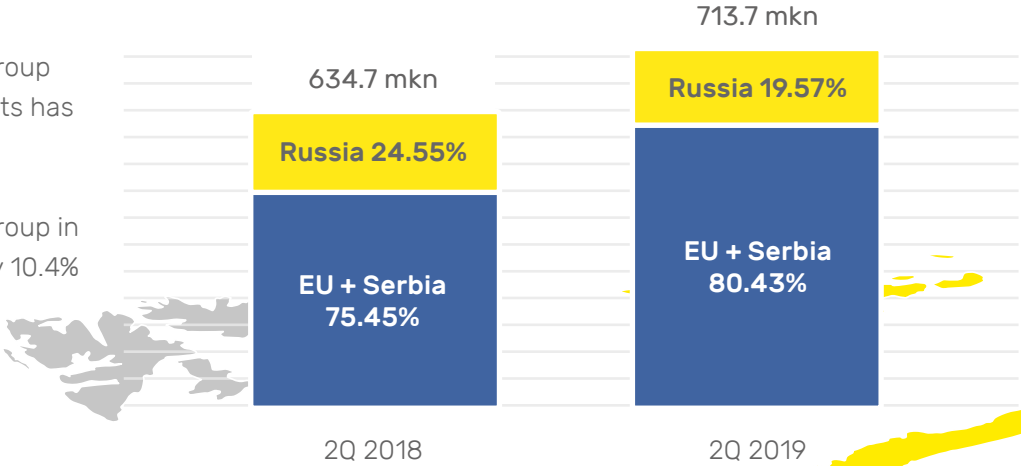
Return on equity (ROE) in the observed period amounted to 10.97 percent at the level of AD Plastik Group and 11.35 percent at the parent company level.

Abbreviated balance sheet (in HRK 000)	AD Plastik Group			AD Plastik d.d.		
	31.12.2018	30.6.2019	Index	31.12.2018	30.6.2019	Index
ASSETS	1,566,778	1,694,105	108.13	1,331,640	1,417,235	106.43
Noncurrent assets	1,001,601	1,058,798	105.71	911,298	974,603	106.95
Current assets	513,352	607,085	118.26	370,424	415,610	112.20
Prepaid expenses	51,825	28,222	54.46	49,917	27,022	54.13
LIABILITIES	782,628	850,252	108.64	598,486	646,397	108.01
Provisions	19,292	17,846	92.50	16,460	14,579	88.57
Noncurrent liabilities	277,670	280,464	101.01	206,328	210,169	101.86
Current liabilities	477,268	536,048	112.32	369,975	420,310	113.60
Accrued expenses and deferred revenue	8,397	15,893	189.27	5,723	1,339	23.39
CAPITAL	784,151	843,853	107.61	733,153	770,838	105.14



Operating revenue per sales markets of AD Plastik Group

- Revenue of AD Plastik Group in EU and Serbian markets has increased by 19.9%
- Revenue of AD Plastik Group in Russia has decreased by 10.4%



Operating revenue per sales markets of AD Plastik Group

EU and Serbian markets

In the first six months of 2019, AD Plastik Group realized operating revenue growth of 19.9 percent in these markets, despite a drop in the number of newly registered vehicles of 3.1 percent in the EU market, where 8.2 million new vehicles were registered. Operating revenue realized in the EU and Serbia markets accounted for 80.4 percent of total Group revenue and it amounted to HRK 574 million. By consolidating revenue of the Hungarian company Tisza Automotive, the revenue share from this market in the total Group revenue has been growing.

The German market remained at similar levels as in the first half of last year (0.5%), while the drop was recorded in Spain (-5.7 %), Italy (-3.5 %), Great Britain (-3.4 %) and France (1.8 %).

Volkswagen Group, one of the key manufacturers in the EU market, having a share of 24.2 percent, recorded a drop of 4.3 percent compared to the same period last year, PSA Group holding 16.7 percent share recorded a drop of 1 percent and Renault Group with a 10.7 percent share recorded a drop of 0.9 percent. Key customers of AD Plastik Group in this market are Renault Group, FCA Group, PSA Group and Ford.

New deals were sealed for the European market in the first half of the year for the customers PSA Group, FCA Group, Hella, Suzuki, Alro (Audi vehicles) and SMP (BMW vehicles) worth EUR 57 million.

Russian market

In the first six months, AD Plastik Group realized revenue amounting to HRK 139.7 million in the Russian market, which was by 10.4 percent lower compared to the same period of the previous year. The decline in operating revenue was affected by the expected lower revenue from the sales of tools and a lower average ruble exchange rate compared to the euro. Operating revenue realized in the Russian market accounted for 19.6 percent of total Group revenue, and Russian companies fully realize their revenue in that market.

829 thousand new vehicles were registered in the Russian market in the first six months of this year, which was by 2.4 percent lower than in the same period last year. The most important car manufacturers in Russia are the Renault-Nissan-AvtoVAZ Alliance with a 34.1 percent market share, which recorded a growth of 0.1 percent in the observed period. Kia holds 13.5 percent share in the Russian market and it grew by 0.4 percent, Volkswagen Group having a share of 12.1 percent recorded a growth of 0.9 percent, and Hyundai holding 10.7 percent of the market recorded an increase of 0.4 percent compared to the same period last year.

Key customer of AD Plastik Group in this market is Renault-Nissan-AvtoVAZ Alliance, with an increasingly significant share of Volkswagen Group.



AD Plastik Group with consolidation

of the corresponding part of ownership in affiliated company

In order to present a clearer picture of business, a comparable, shortened, consolidated profit and loss account of AD Plastik Group for the first six months of 2018 and 2019 has been created, with profit and loss

account of the affiliated company Euro Auto Plastic Systems s.r.l. Mioveni, Romania (50 percent of ownership of AD Plastik d.d.).

in HRK 000

Positions	2Q/2018	2Q/2019	Index
OPERATING REVENUE	847,752	925,977	109.23
OPERATING EXPENSES	760,831	848,253	111.49
Material costs	528,230	581,294	110.05
Staff costs	134,712	148,984	110.59
Amortization	43,594	58,338	133.82
Other costs	54,295	59,637	109.84
FINANCIAL REVENUE	13,712	11,835	86.31
FINANCIAL EXPENSES	37,218	22,536	60.55
TOTAL REVENUE	861,464	937,812	108.86
TOTAL EXPENSES	798,049	870,789	109.11
Profit before taxation	63,414	67,023	105.69
Profit tax	7,114	10,021	140.86
PROFIT OF THE PERIOD	56,300	57,002	101.25
EBITDA	130,515	136,062	104.25

Operating revenue of AD Plastik Group with consolidated corresponding part of ownership in affiliated company amounted to HRK 926 million, recording a growth of 9.2 percent in the observed period. EBITDA amounted to HRK 136.1 million and it grew by 4.3 percent compared to the previous year.

Results of the affiliated company have been included in the results of AD Plastik Group by equity method. The affiliated company has no financial liabilities towards AD Plastik d.d. nor loan obligations towards external entities.



AD Plastik Group with consolidation

of the corresponding part of ownership in affiliated company

Abbreviated P/L and the Balance sheet of the company EAPS

P/L in HRK 000 (100% of realization shown)

Positions	2Q/2018	2Q/2019	Index
Operating revenue	437,580	439,737	100.49
Operating expenses	-383,043	-383,765	100.19
Net financial result	-334	-2,726	816.02
Profit before taxation	54,203	53,247	98.24
Income tax	-8,517	-8,548	100.37
Profit of the period	45,687	44,699	97.84

Balance sheet in HRK 000

Positions	31.12.2018	30.06.2019	Index
Noncurrent assets	65,441	88,420	135.11
Current assets	309,884	318,754	102.86
TOTAL ASSETS	375,325	407,175	108.49
Capital + reserves	171,146	151,109	88.29
Provisions	14,449	5,466	37.83
Current liabilities	189,730	250,600	132.08
TOTAL LIABILITIES	375,325	407,175	108.49

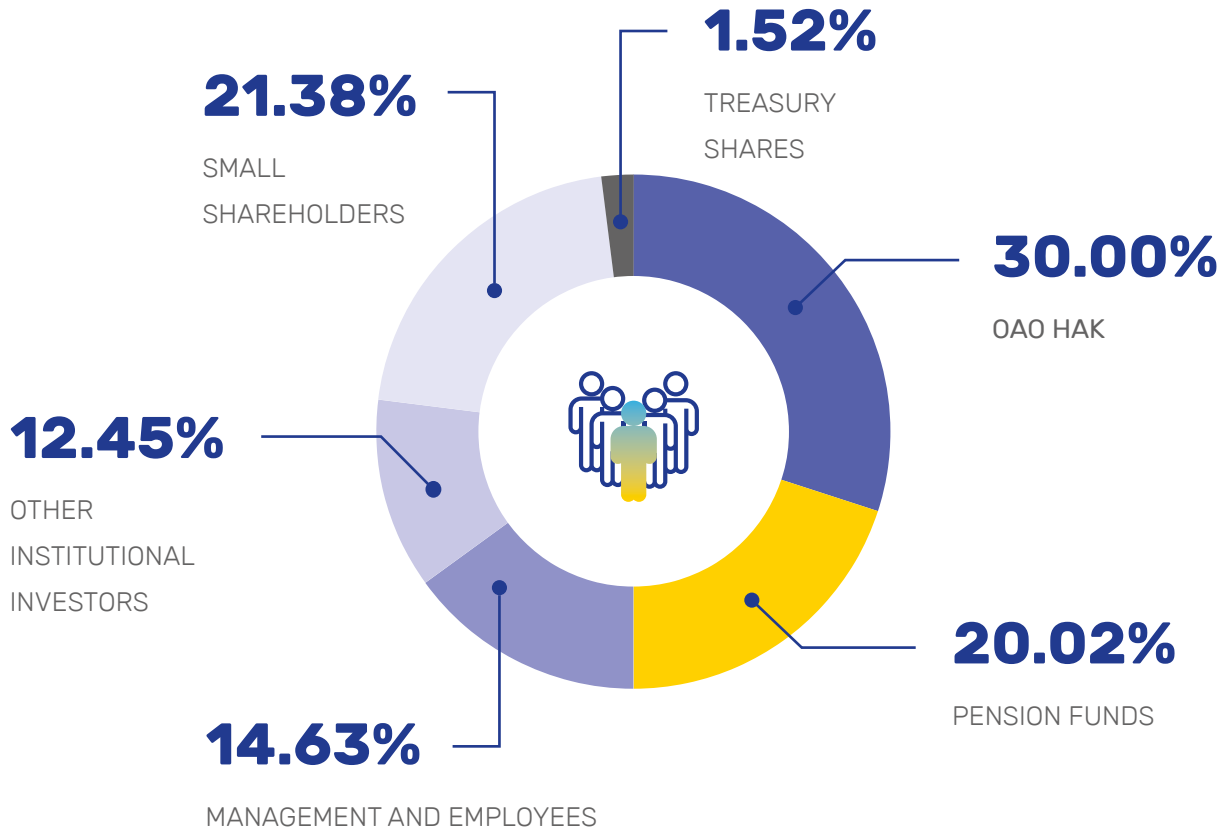
The company primarily generates revenue in Romanian market and, apart from that, Euro APS supplies its products also to the markets of Algeria, Morocco, Iran, Brazil, Colombia, South Africa, Russia etc.



Your needs. Our drive.

Share

Ownership structure on June 30th, 2019



	Shareholder	Number of shares	Share
1	OAO HAK	1,259,875	30.00%
2	Pension funds	840,958	20.02%
3	Management and employees	614,368	14.63%
4	Other institutional investors	522,689	12.45%
5	Small shareholders	897,916	21.38%
6	Treasury shares	63,778	1.52%
	Total	4,199,584	100.00%

Share

On June 30, 2019, share price was by 5.7 percent higher compared to the end of last year and it amounted to HRK 186, while Crobex recorded a growth of 7.7 percent in the same period. Market capitalization on June 30, 2019 amounted to HRK 781.12 million.

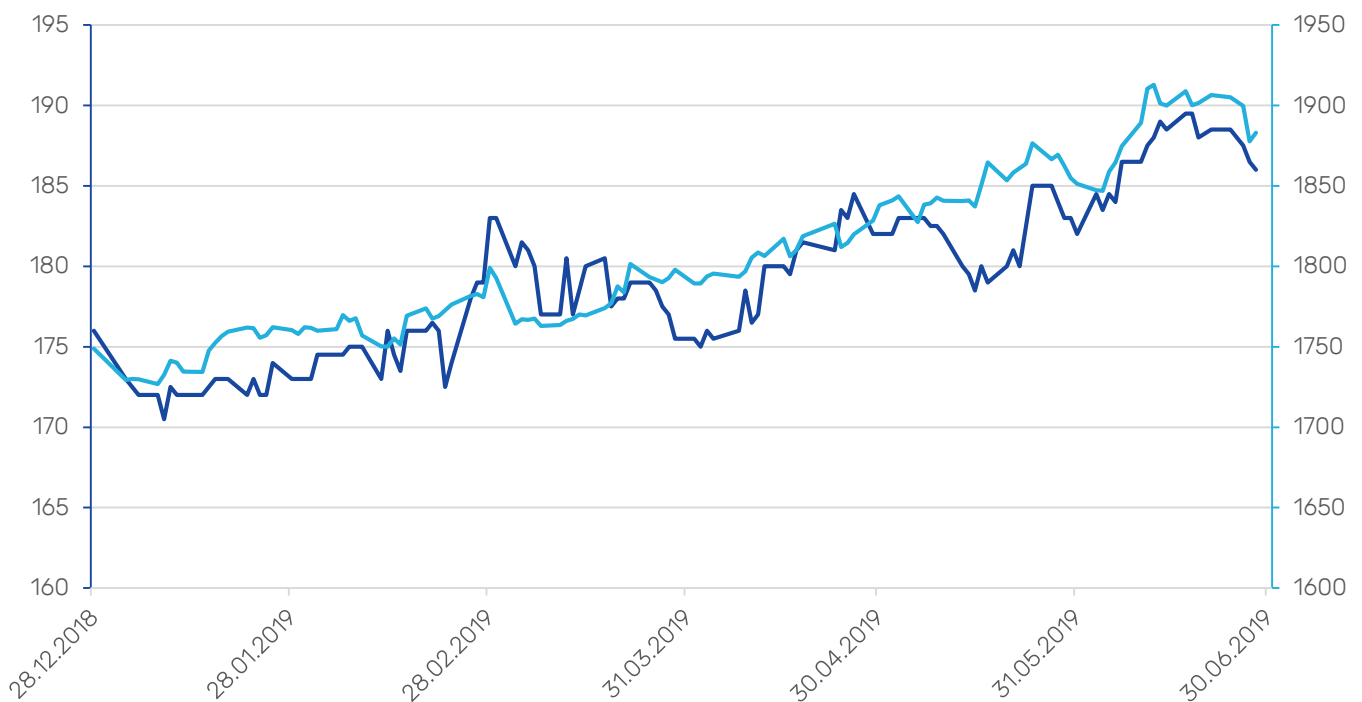
The Management Board and the Supervisory Board proposed to the General Assembly the dividend payment in the total amount of HRK 52.5 million, or HRK 12.5 per share, minus the paid advance in the amount of HRK 3 in March 2019.

ADPL (HRK)	31.12.2018	30.6.2019	Index
Highest price	203	190	93.6
Lowest price	169	171	101.2
Final price	176	186	105.7
Volume	290,281	129,023	44.4
Turnover	53,921,185	23,200,760	43.0
Market capitalization	739,126,784	781,122,624	105.7
P/E	8.3	8.7	104.8

ADPL share price and index CROBEX behavior

+5.7% ADPL

+7.7% CROBEX



Annex 1

ISSUER'S GENERAL DATA

Reporting period:	1. 1. 2019.	to	30. 6. 2019.
Year:	2019	Quarter:	2.

Quarterly financial statements

Registration number (MB):	03440494	Issuer's home Member State code:	HR
Entity's registration number (MBS):	060007090		
Personal identification number (OIB):	48351740621	LEI	549300NFX18SRZHNT751
Institution code:	382		
Name of the issuer:	AD PLASTIK d.d.		
Postcode and town:	21210	Solin	
Street and house number:	Matoševa 8		
E-mail address:	informacije@adplastik.hr		
Web address:	www.adplastik.hr		
Number of employees (end of the reporting period):	2856		
Consolidated report:	KD	(KN-not consolidated/KD-consolidated)	
Audited:	RN	(RN-not audited/RD-audited)	

Names of subsidiaries (according to IFRS):	Registered office:	MB:
AD PLASTIK d.d.	Solin, Croatia	03440494
AO AD PLASTIK TOGLIATTI	Samara, Russian Federation	1036300221935
AD PLASTIK d.o.o.	Novo Mesto, Slovenia	1214985000
ZAO AD PLASTIK KALUGA	Kaluga, Russian Federation	1074710000320
ADP d.o.o.	Mladenovac, Serbia	20787538
TISZA AUTOMOTIVE Kft.	Tiszaujvaros, Hungary	12800821-2932-133-05

Bookkeeping firm:	No	(Yes/No)
Contact person:	Jurun Krešimir	(only name and surname of the contact person)
Telephone:	021/206-663	
E-mail address:	kresimir.jurun@adplastik.hr	
Audit firm:		(name of the audit firm)
Certified auditor:		(name and surname)

Balance sheet

balance as at 30.6.2019, Submitter: AD Plastik Group

	Item 1	ADP code 2	Last day of the preceding business year 3	At the reporting date of the current period 4
ASSETS				
A	RECEIVABLES FOR SUBSCRIBED CAPITAL UNPAID	001	0	0
B	FIXED ASSETS (ADP 003+010+020+031+036)	002	1,001,600,997	1,058,797,813
	I. Intangible assets (ADP 004 to 009)	003	136,221,414	139,823,901
	1 Research and development	004	62,190,678	49,831,487
	2 Concessions, patents, licences, trademarks, software and other rights	005	3,435,190	3,318,288
	3 Goodwill	006	25,431,844	26,194,700
	4 Advances for the purchase of intangible assets	007	20,327	23,290
	5 Intangible assets in preparation	008	33,739,621	44,734,912
	6 Other intangible assets	009	11,403,754	15,721,224
	II. Tangible assets (ADP 011 to 019)	010	765,852,353	819,661,602
	1 Land	011	135,501,199	136,343,547
	2 Buildings	012	259,306,240	264,043,728
	3 Plant and equipment	013	242,906,810	266,827,579
	4 Tools, working inventory and transportation assets	014	22,650,631	23,423,771
	5 Biological assets	015	0	0
	6 Advances for the purchase of tangible assets	016	8,796,492	2,741,046
	7 Tangible assets in preparation	017	38,925,870	48,423,025
	8 Other tangible assets	018	496,144	20,592,561
	9 Investment property	019	57,268,967	57,266,345
	III. Fixed financial assets (ADP 021 to 030)	020	92,211,768	94,365,877
	1 Investments in holdings (shares) of undertakings within the group	021	0	0
	2 Investments in other securities of undertakings within the group	022	0	0
	3 Loans, deposits, etc. to undertakings within the group	023	0	0
	4 Investments in holdings (shares) of companies linked by virtue of participating interests	024	92,150,068	94,304,177
	5 Investment in other securities of companies linked by virtue of participating interests	025	0	0
	6 Loans, deposits etc. to companies linked by virtue of participating interests	026	0	0
	7 Investments in securities	027	61,700	61,700
	8 Loans, deposits, etc. given	028	0	0
	9 Other investments accounted for using the equity method	029	0	0
	10 Other fixed financial assets	030	0	0
	IV. Receivables (ADP 032 to 035)	031	31,841	16,297
	1 Receivables from undertakings within the group	032	0	0
	2 Receivables from companies linked by virtue of participating interests	033	0	0
	3 Customer receivables	034	0	0
	4 Other receivables	035	31,841	16,297
	V. Deferred tax assets	036	7,283,621	4,930,136

Balance sheet

balance as at 30.6.2019, Submitter: AD Plastik Group

	Item 1	ADP code 2	Last day of the prece- ding business year 3	At the reporting date of the current period 4
ASSETS				
C	CURRENT ASSETS (ADP 038+046+053+063)	037	513,352,133	607,085,094
	I. Inventories (ADP 039 to 045)	038	230,891,993	245,301,004
1	Raw materials and consumables	039	97,491,435	93,766,846
2	Work in progress	040	15,597,255	16,756,581
3	Finished goods	041	28,126,507	21,935,960
4	Merchandise	042	49,171,696	59,751,881
5	Advances for inventories	043	40,505,100	53,089,736
6	Fixed assets held for sale	044	0	0
7	Biological assets	045	0	0
	II. Receivables (ADP 047 to 052)	046	246,053,589	322,772,648
1	Receivables from undertakings within the group	047	0	0
2	Receivables from companies linked by virtue of participating interests	048	4,729,936	6,554,556
3	Customer receivables	049	214,633,350	268,606,716
4	Receivables from employees and members of the undertaking	050	305,596	739,233
5	Receivables from government and other institutions	051	16,803,681	29,759,360
6	Other receivables	052	9,581,026	17,112,783
	III. Current financial assets (ADP 054 to 062)	053	68,429	327,398
1	Investments in holdings (shares) of undertakings within the group	054	0	0
2	Investments in other securities of undertakings within the group	055	0	0
3	Loans, deposits, etc. to undertakings within the group	056	0	0
4	Investments in holdings (shares) of companies linked by virtue of participating interests	057	0	0
5	Investment in other securities of companies linked by virtue of participating interests	058	0	0
6	Loans, deposits etc. to companies linked by virtue of participating interests	059	0	0
7	Investments in securities	060	0	0
8	Loans, deposits, etc. given	061	68,429	327,398
9	Other financial assets	062	0	0
	IV. Cash at bank and in hand	063	36,338,122	38,684,044
D	PREPAID EXPENSES AND ACCRUED INCOME	064	51,825,206	28,222,129
E	TOTAL ASSETS (ADP 001+002+037+064)	065	1,566,778,336	1,694,105,036
F	OFF-BALANCE SHEET ITEMS	066	48,341,463	46,860,596

Balance sheet

balance as at 30.6.2019, Submitter: AD Plastik Group

	Item 1	ADP code 2	Last day of the prece- ding business year 3	At the reporting date of the current period 4
LIABILITIES				
A	CAPITAL AND RESERVES (ADP 068 to 070+076+077+081+084+087)	067	784,150,747	843,853,333
	I. Initial (subscribed) capital	068	419,958,400	419,958,400
	II. Capital reserves	069	192,309,626	192,394,466
	III. Reserves from profit (ADP 071+072-073+074+075)	070	-21,908,680	-19,029,027
	1 Legal reserves	071	7,040,079	6,109,437
	2 Reserves for treasury shares	072	22,124,003	20,890,463
	3 Treasury shares and holdings (deductible item)	073	-12,124,003	-10,890,463
	4 Statutory reserves	074	125,369	125,369
	5 Other reserves	075	-39,074,128	-35,263,833
	IV. Revaluation reserves	076	-13,117,084	-5,323,888
	V. Fair value reserves (ADP 078 to 080)	077	0	0
	1 Fair value of financial assets available for sale	078	0	0
	2 Cash flow hedge - effective portion	079	0	0
	3 Hedge of a net investment in a foreign operation - effective portion	080	0	0
	VI. Retained profit or loss brought forward (ADP 082-083)	081	117,588,420	198,851,622
	1 Retained profit	082	117,588,420	198,851,622
	2 Loss brought forward	083	0	0
	VII. Profit or loss for the business year (ADP 085-086)	084	89,319,984	57,001,559
	1 Profit for the business year	085	89,319,984	57,001,559
	2 Loss for the business year	086	0	0
	VIII. Minority (non-controlling) interest	087	81	201
B	PROVISIONS (ADP 089 to 094)	088	19,292,315	17,846,121
	1 Provisions for pensions, termination benefits and similar obligations	089	4,339,499	2,451,536
	2 Provisions for tax liabilities	090	0	0
	3 Provisions for ongoing legal cases	091	568,022	764,204
	4 Provisions for renewal of natural resources	092	0	0
	5 Provisions for warranty obligations	093	0	0
	6 Other provisions	094	14,384,794	14,630,381
C	LONG-TERM LIABILITIES (ADP 096 to 106)	095	277,670,238	280,464,237
	1 Liabilities to undertakings within the group	096	0	0
	2 Liabilities for loans, deposits, etc. of undertakings within the group	097	0	0
	3 Liabilities to companies linked by virtue of participating interests	098	0	0
	4 Liabilities for loans, deposits etc. of companies linked by virtue of participating interests	099	0	0
	5 Liabilities for loans, deposits etc.	100	5,242,653	5,198,632
	6 Liabilities to banks and other financial institutions	101	269,738,909	262,718,265
	7 Liabilities for advance payments	102	0	0
	8 Liabilities to suppliers	103	2,356,731	686,222
	9 Liabilities for securities	104	0	0
	10 Other long-term liabilities	105	331,945	11,861,118
	11 Deferred tax liability	106	0	0

Balance sheet

balance as at 30.6.2019, Submitter: AD Plastik Group

	Item 1	ADP code 2	Last day of the prece- ding business year 3	At the reporting date of the current period 4
LIABILITIES				
D	SHORT-TERM LIABILITIES (ADP 108 to 121)	107	477,267,974	536,048,155
1	Liabilities to undertakings within the group	108	0	0
2	Liabilities for loans, deposits, etc. of undertakings within the group	109	0	0
3	Liabilities to companies linked by virtue of participating interests	110	0	0
4	Liabilities for loans, deposits etc. of companies linked by virtue of participating interests	111	0	0
5	Liabilities for loans, deposits etc.	112	38,875,474	38,411,682
6	Liabilities to banks and other financial institutions	113	104,113,220	122,509,812
7	Liabilities for advance payments	114	72,522,189	51,510,101
8	Liabilities to suppliers	115	228,783,700	268,347,744
9	Liabilities for securities	116	0	0
10	Liabilities to employees	117	12,677,888	13,566,127
11	Taxes, contributions and similar liabilities	118	19,102,729	32,022,015
12	Liabilities arising from the share in the result	119	1,133,462	1,122,978
13	Liabilities arising from fixed assets held for sale	120	0	0
14	Other short-term liabilities	121	59,312	8,557,696
E	ACCRUALS AND DEFERRED INCOME	122	8,397,062	15,893,190
F	TOTAL - LIABILITIES (ADP 067+088+095+107+122)	123	1,566,778,336	1,694,105,036
G	OFF-BALANCE SHEET ITEMS	124	48,341,463	46,860,596



Statement of profit or loss

for the period 1.1.2019 to 30.6.2019
Submitter: AD Plastik Group

Item 1	ADP code 2	Same period of the previous year		Current period	
		Cumulative 3	Quarter 4	Cumulative 5	Quarter 6
I. OPERATING INCOME (ADP 126 to 130)	125	634,728,965	311,394,557	713,654,337	365,330,457
1 Income from sales with undertakings within the group	126	0	0	0	0
2 Income from sales (outside group)	127	626,075,665	307,435,547	687,523,590	342,152,468
3 Income from the use of own products, goods and services	128	0	0	0	0
4 Other operating income with undertakings within the group	129	0	0	0	0
5 Other operating income (outside the group)	130	8,653,300	3,959,010	26,130,747	23,177,989
II. OPERATING EXPENSES (ADP 132+133+137+141+142+143+146+153)	131	575,076,805	283,639,326	663,916,916	335,395,422
1 Changes in inventories of work in progress and finished goods	132	8,175,778	2,927,345	6,187,233	5,303,251
2 Material costs (ADP 134 to 136)	133	390,741,934	195,846,292	445,976,501	223,899,084
a) Costs of raw materials and consumables	134	330,449,026	164,767,445	347,239,085	160,802,700
b) Costs of goods sold	135	17,488,190	9,409,734	56,799,991	42,124,094
c) Other external costs	136	42,804,718	21,669,113	41,937,425	20,972,290
3 Staff costs (ADP 138 to 140)	137	107,136,060	54,825,437	119,928,526	55,688,738
a) Net salaries and wages	138	67,529,730	34,306,429	74,655,019	34,418,150
b) Tax and contributions from salary costs	139	22,455,728	11,462,357	26,037,147	12,162,087
c) Contributions on salaries	140	17,150,602	9,056,651	19,236,360	9,108,501
4 Depreciation	141	40,267,557	20,001,138	53,612,339	27,415,824
5 Other costs	142	23,457,901	8,096,862	32,071,464	18,838,702
6 Value adjustments (ADP 144+145)	143	0	0	0	0
a) fixed assets other than financial assets	144	0	0	0	0
b) current assets other than financial assets	145	0	0	0	0
7 Provisions (ADP 147 to 152)	146	1,384,513	1,004,477	792,071	792,070
a) Provisions for pensions, termination benefits and similar obligations	147	1,185,480	856,090	568,050	568,050
b) Provisions for tax liabilities	148	0	0	0	0
c) Provisions for ongoing legal cases	149	0	0	189,979	189,979
d) Provisions for renewal of natural resources	150	0	0	0	0
e) Provisions for warranty obligations	151	0	0	0	0
f) Other provisions	152	199,033	148,387	34,042	34,041
8 Other operating expenses	153	3,913,062	937,775	5,348,782	3,457,753

Statement of profit or loss

for the period 1.1.2019 to 30.6.2019
Submitter: AD Plastik Group

Item 1	ADP code 2	Same period of the previous year		Current period		
		Cumulative 3	Quarter 4	Cumulative 5	Quarter 6	
III.	FINANCIAL INCOME (ADP 155 to 164)	154	13,711,820	7,918,030	11,835,256	4,538,110
1	Income from investments in holdings (shares) of undertakings within the group	155	0	0	0	0
2	Income from investments in holdings (shares) of companies linked by virtue of participating interests	156	0	0	0	0
3	Income from other long-term financial investment and loans granted to undertakings within the group	157	0	0	0	0
4	Other interest income from operations with undertakings within the group	158	0	0	0	0
5	Exchange rate differences and other financial income from operations with undertakings within the group	159	4,793,948	3,530,981	6,581,679	3,391,883
6	Income from other long-term financial investments and loans	160	5,553	5,553	5,862	5,862
7	Other interest income	161	175,367	77,331	227,266	124,990
8	Exchange rate differences and other financial income	162	8,736,952	4,304,165	5,020,449	1,015,375
9	Unrealised gains (income) from financial assets	163	0	0	0	0
10	Other financial income	164	0	0	0	0
IV.	FINANCIAL EXPENSES (ADP 166 to 172)	165	37,051,358	21,231,750	21,173,372	14,714,181
1	Interest expenses and similar expenses with undertakings within the group	166	0	0	0	0
2	Exchange rate differences and other expenses from operations with undertakings within the group	167	20,784,484	11,705,841	8,225,139	7,340,831
3	Interest expenses and similar expenses	168	5,024,470	2,413,087	6,985,967	3,498,947
4	Exchange rate differences and other expenses	169	11,242,404	7,112,822	5,962,266	3,874,403
5	Unrealised losses (expenses) from financial assets	170	0	0	0	0
6	Value adjustments of financial assets (net)	171	0	0	0	0
7	Other financial expenses	172	0	0	0	0
V.	SHARE IN PROFIT FROM UNDERTAKINGS LINKED BY VIRTUE OF PARTICIPATING INTERESTS	173	22,843,364	11,358,617	22,349,262	12,180,254
VI.	SHARE IN PROFIT FROM JOINT VENTURES	174	0	0	0	0
VII.	SHARE IN LOSS OF COMPANIES LINKED BY VIRTUE OF PARTICIPATING INTEREST	175	0	0	0	0
VIII.	SHARE IN LOSS OF JOINT VENTURES	176	0	0	0	0
IX.	TOTAL INCOME (ADP 125+154+173 + 174)	177	671,284,149	330,671,204	747,838,855	382,048,821
X.	TOTAL EXPENDITURE (ADP 131+165+175 + 176)	178	612,128,163	304,871,076	685,090,288	350,109,603
XI.	PRE-TAX PROFIT OR LOSS (ADP 177-178)	179	59,155,986	25,800,128	62,748,567	31,939,218
1	Pre-tax profit (ADP 177-178)	180	59,155,986	25,800,128	62,748,567	31,939,218
2	Pre-tax loss (ADP 178-177)	181	0	0	0	0
XII.	INCOME TAX	182	2,855,853	1,342,566	5,746,934	2,791,042
XIII.	PROFIT OR LOSS FOR THE PERIOD (ADP 179-182)	183	56,300,133	24,457,562	57,001,633	29,148,176
1	Profit for the period (ADP 179-182)	184	56,300,133	24,457,562	57,001,633	29,148,176
2	Loss for the period (ADP 182-179)	185	0	0	0	0

Statement of profit or loss

for the period 1.1.2019 to 30.6.2019
Submitter: AD Plastik Group

Item 1	ADP code 2	Same period of the previous year		Current period		
		Cumulative 3	Quarter 4	Cumulative 5	Quarter 6	
DISCONTINUED OPERATIONS (to be filled in by undertakings subject to IFRS only with discontinued operations)						
XIV.	PRE-TAX PROFIT OR LOSS OF DISCONTINUED OPERATIONS (ADP 187-188)	186	0	0	0	0
	1 Pre-tax profit from discontinued operations	187	0	0	0	0
	2 Pre-tax loss on discontinued operations	188	0	0	0	0
XV.	INCOME TAX OF DISCONTINUED OPERATIONS	189	0	0	0	0
	1 Discontinued operations profit for the period (ADP 186-189)	190	0	0	0	0
	2 Discontinued operations loss for the period (ADP 189-186)	191	0	0	0	0
TOTAL OPERATIONS (to be filled in only by undertakings subject to IFRS with discontinued operations)						
XVI.	PRE-TAX PROFIT OR LOSS (ADP 179+186)	192	0	0	0	0
	1 Pre-tax profit (ADP 192)	193	0	0	0	0
	2 Pre-tax loss (ADP 192)	194	0	0	0	0
XVII.	INCOME TAX (ADP 182+189)	195	0	0	0	0
XVIII.	PROFIT OR LOSS FOR THE PERIOD (ADP 192-195)	196	0	0	0	0
	1 Profit for the period (ADP 192-195)	197	0	0	0	0
	2 Loss for the period (ADP 195-192)	198	0	0	0	0
APPENDIX to the P&L (to be filled in by undertakings that draw up consolidated annual financial statements)						
XIX.	PROFIT OR LOSS FOR THE PERIOD (ADP 200+201)	199	56,300,133	24,457,562	57,001,633	29,148,176
	1 Attributable to owners of the parent	200	56,300,082	24,457,519	57,001,559	29,148,161
	2 Attributable to minority (non-controlling) interest	201	51	43	74	15
STATEMENT OF OTHER COMPREHENSIVE INCOME (to be filled in by undertakings subject to IFRS)						
I.	PROFIT OR LOSS FOR THE PERIOD	202	56,300,133	24,457,562	57,001,633	29,148,176
II.	OTHER COMPREHENSIVE INCOME/LOSS BEFORE TAX (ADP 204 to 211)	203	-7,659,567	-3,947,457	13,355,418	480,030
	1 Exchange rate differences from translation of foreign operations	204	-7,659,567	-3,947,457	13,355,418	480,030
	2 Changes in revaluation reserves of fixed tangible and intangible assets	205	0	0	0	0
	3 Profit or loss arising from subsequent measurement of financial assets available for sale	206	0	0	0	0
	4 Profit or loss arising from effective cash flow hedging	207	0	0	0	0
	5 Profit or loss arising from effective hedge of a net investment in a foreign operation	208	0	0	0	0
	6 Share in other comprehensive income/loss of companies linked by virtue of participating interests	209	0	0	0	0
	7 Actuarial gains/losses on the defined benefit obligation	210	0	0	0	0
	8 Other changes in equity unrelated to owners	211	0	0	0	0
III.	TAX ON OTHER COMPREHENSIVE INCOME FOR THE PERIOD	212	-1,322,306	-679,795	2,155,728	159,013
IV.	NET OTHER COMPREHENSIVE INCOME OR LOSS (ADP 203-212)	213	-6,337,261	-3,267,662	11,199,690	321,017
V.	COMPREHENSIVE INCOME OR LOSS FOR THE PERIOD (ADP 202+213)	214	49,962,872	21,189,900	68,201,323	29,469,193
APPENDIX to the Statement on comprehensive income (to be filled in by undertakings that draw up consolidated statements)						
VI.	COMPREHENSIVE INCOME OR LOSS FOR THE PERIOD (ADP 216+217)	215	49,962,872	21,189,900	68,201,323	29,469,193
	1 1 Attributable to owners of the parent	216	49,962,853	21,189,875	68,201,202	29,469,179
	2 2 Attributable to minority (non-controlling) interest	217	19	25	121	14

Statement of cash flows

indirect method

for the period 1.1.2019 to 30.6.2019
Submitter: AD Plastik Group

Item 1	ADP code 2	Same period of the previous year 3	Current period 4
CASH FLOW FROM OPERATING ACTIVITIES			
1 Pre-tax profit	001	59,155,986	62,748,567
2 Adjustments (ADP 003 to 010):	002	70,348,397	70,397,017
a) Depreciation	003	40,267,557	53,612,339
b) Gains and losses from sale and value adjustment of fixed tangible and intangible assets	004	195,974	236,086
c) Gains and losses from sale and unrealised gains and losses and value adjustment of financial assets	005	0	0
d) Interest and dividend income	006	-175,367	-227,000
e) Interest expenses	007	5,021,563	6,986,000
f) Provisions	008	1,828,987	-1,446,195
g) Exchange rate differences (unrealised)	009	18,337,064	2,485,844
h) Other adjustments for non-cash transactions and unrealised gains and losses	010	4,872,619	8,749,943
I. Cash flow increase or decrease before changes in working capital (ADP 001+002)	011	129,504,383	133,145,584
3 Changes in the working capital (ADP 013 to 016)	012	-56,985,029	-59,641,315
a) Increase or decrease in short-term liabilities	013	18,644,504	30,747,759
b) Increase or decrease in short-term receivables	014	-76,945,750	-75,980,063
c) Increase or decrease in inventories	015	1,316,217	-14,409,011
d) Other increase or decrease in working capital	016	0	0
II. Cash from operations (ADP 011+012)	017	72,519,354	73,504,269
4 Interest paid	018	-5,171,998	-6,461,513
5 Income tax paid	019	0	0
A NET CASH FLOW FROM OPERATING ACTIVITIES (ADP 017 to 019)	020	67,347,356	67,042,756
CASH FLOW FROM INVESTMENT ACTIVITIES			
1 Cash receipts from sales of fixed tangible and intangible assets	021	2,029,760	884,733
2 Cash receipts from sales of financial instruments	022	0	0
3 Interest received	023	99,286	224,073
4 Dividends received	024	27,146,784	20,201,015
5 Cash receipts from repayment of loans and deposits	025	3,300,000	0
6 Other cash receipts from investment activities	026	3,666,397	1,022,975
III. Total cash receipts from investment activities (ADP 021 to 026)	027	36,242,227	22,332,796
1 Cash payments for the purchase of fixed tangible and intangible assets	028	-34,859,034	-80,528,994
2 Cash payments for the acquisition of financial instruments	029	0	0
3 Cash payments for loans and deposits for the period	030	0	-260,000
4 Acquisition of a subsidiary, net of cash acquired	031	0	0
5 Other cash payments from investment activities	032	-2,484	0
IV. Total cash payments from investment activities (ADP 028 to 032)	033	-34,861,518	-80,788,994
B NET CASH FLOW FROM INVESTMENT ACTIVITIES (ADP 027 +033)	034	1,380,709	-58,456,198

Statement of cash flows

indirect method

for the period 1.1.2019 to 30.6.2019
Submitter: AD Plastik Group

Item	ADP code	Same period of the previous year	Current period
1	2	3	4
CASH FLOW FROM FINANCING ACTIVITIES			
1 Cash receipts from the increase in initial (subscribed) capital	035	0	0
2 Cash receipts from the issue of equity financial instruments and debt financial instruments	036	0	0
3 Cash receipts from credit principals, loans and other borrowings	037	32,530,717	82,306,991
4 Other cash receipts from financing activities	038	0	0
V. Total cash receipts from financing activities (ADP 035 to 038)	039	32,530,717	82,306,991
1 Cash payments for the repayment of credit principals, loans and other borrowings and debt financial instruments	040	-77,118,816	-75,417,826
2 Cash payments for dividends	041	0	-12,385,746
3 Cash payments for finance lease	042	-232,999	-843,212
4 Cash payments for the redemption of treasury shares and decrease in initial (subscribed) capital	043	-8,782,968	0
5 Other cash payments from financing activities	044	0	0
VI. Total cash payments from financing activities (ADP 040 to 044)	045	-86,134,783	-88,646,784
C NET CASH FLOW FROM FINANCING ACTIVITIES (ADP 039 +045)	046	-53,604,066	-6,339,793
1 Unrealised exchange rate differences in respect of cash and cash equivalents	047	161,831	99,157
D NET INCREASE OR DECREASE IN CASH FLOWS (ADP 020+034+046+047)	048	15,285,830	2,345,922
E CASH AND CASH EQUIVALENTS AT THE BEGINNING OF THE PERIOD	049	10,222,103	36,338,122
F CASH AND CASH EQUIVALENTS AT THE END OF THE PERIOD(ADP 048+049)	050	25,507,933	38,684,044



Statement of changes in equity

for the period 1.1.2019 to 30.6.2019
Submitter: AD Plastik Group

Item	ADP code	Attributable to owners of the parent														Minority (non-controlling) interest	Total capital and reserves
		Initial (subscribed) capital	Capital reserves	Legal reserves	Reserves for treasury shares	Treasury shares and holdings (deductible item)	Statutory reserves	Other reserves	Revaluation reserves	Fair value of financial assets available for sale	Cash flow hedge - effective portion	Hedge of a net investment in a foreign operation - effective portion	Retained profit / loss brought forward	Profit/loss for the business year	Total attributable to owners of the parent		
1	2	3	4	5	6	7	8	9	10	11	12	13	14	15	16 (3 to 6 - 7 + 8 to 15)	17	18 (16+17)
PREVIOUS PERIOD																	
1	01	419,958,400	192,108,521	6,135,540	3,319,612	3,319,612	125,369	-17,963,346	-1,003,313	0	0	0	80,220,651	70,206,243	749,788,065	23	749,788,088
2	02	0	0	0	0	0	0	0	0	0	0	0	0	0	0	0	0
3	03	0	0	0	0	0	0	0	0	0	0	0	0	0	0	0	0
4	04	419,958,400	192,108,521	6,135,540	3,319,612	3,319,612	125,369	-17,963,346	-1,003,313	0	0	0	80,220,651	70,206,243	749,788,065	23	749,788,088
5	05	0	0	0	0	0	0	0	0	0	0	0	0	56,300,133	56,300,133	51	56,300,184
6	06	0	0	0	0	0	0	-1,048,142	0	0	0	0	0	0	-1,048,142	0	-1,048,142
7	07	0	0	0	0	0	0	0	-2,406,707	0	0	0	2,406,707	0	0	0	0
8	08	0	0	0	0	0	0	0	0	0	0	0	0	0	0	0	0
9	09	0	0	0	0	0	0	0	0	0	0	0	0	0	0	0	0
10	10	0	0	0	0	0	0	0	0	0	0	0	0	0	0	0	0
11	11	0	0	0	0	0	0	0	0	0	0	0	0	0	0	0	0
12	12	0	0	0	0	0	0	0	0	0	0	0	0	0	0	0	0
13	13	0	0	0	0	0	0	0	-3,212,555	0	0	0	0	0	-3,212,555	0	-3,212,555
14	14	0	0	0	0	0	0	0	642,511	0	0	0	0	0	642,511	0	642,511
15	15	0	0	0	0	0	0	0	0	0	0	0	0	0	0	0	0
16	16	0	0	0	0	0	0	0	0	0	0	0	0	0	0	0	0
17	17	0	0	0	0	0	0	0	0	0	0	0	0	0	0	0	0
18	18	0	0	0	8,512,813	8,512,813	0	-8,512,813	0	0	0	0	0	0	-8,512,813	0	-8,512,813
19	19	0	0	0	0	0	0	0	0	0	0	0	0	0	0	0	0
20	20	0	0	0	0	0	0	0	3,432,532	0	0	0	0	0	3,432,532	0	3,432,532
21	21	0	0	0	0	0	0	0	0	0	0	0	70,206,243	-70,206,243	0	0	0
22	22	0	0	0	0	0	0	0	0	0	0	0	0	0	0	0	0
23	23	419,958,400	192,108,521	6,135,540	11,832,425	11,832,425	125,369	-27,524,301	-2,547,532	0	0	0	152,833,601	56,300,133	797,389,731	74	797,389,805
APPENDIX TO THE STATEMENT OF CHANGES IN EQUITY (to be filled in by undertakings that draw up financial statements in accordance with the IFRS)																	
I.	24	0	0	0	0	0	0	-1,048,142	-4,976,751	0	0	0	2,406,707	0	-3,618,186	0	-3,618,186
II.	25	0	0	0	0	0	0	-1,048,142	-4,976,751	0	0	0	2,406,707	56,300,133	52,681,947	51	52,681,998
III.	26	0	0	0	8,512,813	8,512,813	0	-8,512,813	3,432,532	0	0	0	70,206,243	-70,206,243	-5,080,281	0	-5,080,281

Statement of changes in equity

for the period 1.1.2019 to 30.6.2019
Submitter: AD Plastik Group

Item	ADP code	Attributable to owners of the parent														Minority (non-controlling) interest	Total capital and reserves
		Initial (subscribed) capital	Capital reserves	Legal reserves	Reserves for treasury shares	Treasury shares and holdings (deductible item)	Statutory reserves	Other reserves	Revaluation reserves	Fair value of financial assets available for sale	Cash flow hedge - effective portion	Hedge of a net investment in a foreign operation - effective portion	Retained profit / loss brought forward	Profit/loss for the business year	Total attributable to owners of the parent		
1	2	3	4	5	6	7	8	9	10	11	12	13	14	15	16 (3 to 6 - 7 + 8 to 15)	17	18 (16+17)
CURRENT PERIOD																	
1	27	419,958,400	192,309,626	7,040,079	22,124,003	12,124,003	125,369	-39,074,128	-13,117,054	0	0	0	117,588,420	89,319,984	784,150,696	51	784,150,747
2	28	0	0	0	0	0	0	0	0	0	0	0	0	0	0	0	0
3	29	0	0	0	0	0	0	0	0	0	0	0	0	0	0	0	0
4	30	419,958,400	192,309,626	7,040,079	22,124,003	12,124,003	125,369	-39,074,128	-13,117,054	0	0	0	117,588,420	89,319,984	784,150,696	51	784,150,747
5	31	0	0	0	0	0	0	0	0	0	0	0	0	57,001,559	57,001,559	74	57,001,633
6	32	0	0	0	0	0	0	2,576,755	0	0	0	0	0	0	2,576,755	22	2,576,777
7	33	0	0	0	0	0	0	0	-4,495,885	0	0	0	4,495,885	0	0	0	0
8	34	0	0	0	0	0	0	0	0	0	0	0	0	0	0	0	0
9	35	0	0	0	0	0	0	0	0	0	0	0	0	0	0	0	0
10	36	0	0	0	0	0	0	0	0	0	0	0	0	0	0	0	0
11	37	0	0	0	0	0	0	0	0	0	0	0	0	0	0	0	0
12	38	0	0	0	0	0	0	0	0	0	0	0	0	0	0	0	0
13	39	0	0	0	0	0	0	0	10,778,610	0	0	0	0	0	10,778,610	24	10,778,634
14	40	0	0	0	0	0	0	0	-2,155,722	0	0	0	0	0	-2,155,722	0	-2,155,722
15	41	0	0	0	0	0	0	0	0	0	0	0	0	0	0	0	0
16	42	0	0	0	0	0	0	0	0	0	0	0	0	0	0	0	0
17	43	0	0	0	0	0	0	0	0	0	0	0	0	0	0	0	0
18	44	0	0	0	0	0	0	0	0	0	0	0	0	0	0	0	0
19	45	0	0	0	0	0	0	0	0	0	0	0	-12,385,745	0	-12,385,745	0	-12,385,745
20	46	0	84,840	-930,642	-1,233,540	-1,233,540	0	1,233,540	3,666,163	0	0	0	-166,922	0	3,886,979	30	3,887,009
21	47	0	0	0	0	0	0	0	0	0	0	0	89,319,984	-89,319,984	0	0	0
22	48	0	0	0	0	0	0	0	0	0	0	0	0	0	0	0	0
23	49	419,958,400	192,394,466	6,109,437	20,890,463	10,890,463	125,369	-35,263,833	-5,323,888	0	0	0	198,851,622	57,001,559	843,853,132	201	843,853,333
APPENDIX TO THE STATEMENT OF CHANGES IN EQUITY (to be filled in by undertakings that draw up financial statements in accordance with the IFRS)																	
I.	50	0	0	0	0	0	0	2,576,755	4,127,003	0	0	0	4,495,885	0	11,199,643	46	11,199,689
II.	51	0	0	0	0	0	0	2,576,755	4,127,003	0	0	0	4,495,885	57,001,559	68,201,202	120	68,201,322
III.	52	0	84,840	-930,642	-1,233,540	-1,233,540	0	1,233,540	3,666,163	0	0	0	76,767,317	-89,319,984	-8,498,766	30	-8,498,736

Notes to financial statements - TFI

(drawn up for quarterly reporting periods)

Name of the issuer:	AD PLASTIK d.d.
Personal identification number (OIB):	48351740621
Reporting period:	1. 1. 2019 - 30. 6. 2019

Notes to financial statements for quarterly periods include:

- a) an explanation of business events relevant to understanding changes in the statement of financial position and financial performance for the quarterly reporting period of the issuer with respect to the last business year: information is provided regarding these events and relevant information published in the last annual financial statement is updated
- b) information on the access to the latest annual financial statements, for the purpose of understanding information published in the notes to financial statements drawn up for the quarterly reporting period
- c) a statement explaining that the same accounting policies are applied while drawing up financial statements for the quarterly reporting period as in the latest annual financial statements or, in the case where the accounting policies have changed, a description of the nature and effect of the changes
- d) a description of the financial performance in the case of the issuer whose business is seasonal.



Annex 1

ISSUER'S GENERAL DATA

Reporting period:	1. 1. 2019.	to	30. 6. 2019.
Year:	2019	Quarter:	2.

Quarterly financial statements

Registration number (MB):	03440494	Issuer's home Member State code:	HR
Entity's registration number (MBS):	060007090		
Personal identification number (OIB):	48351740621	LEI	549300NFX18SRZHNT751
Institution code:	382		
Name of the issuer:	AD PLASTIK d.d.		
Postcode and town:	21210	Solin	
Street and house number:	Matoševa 8		
E-mail address:	informacije@adplastik.hr		
Web address:	www.adplastik.hr		
Number of employees (end of the reporting period):	1531		
Consolidated report:	KN	(KN-not consolidated/KD-consolidated)	
Audited:	RN	(RN-not audited/RD-audited)	

Names of subsidiaries (according to IFRS):	Registered office:	MB:

Bookkeeping firm:	No	(Yes/No)
Contact person:	Jurun Krešimir	(only name and surname of the contact person)
Telephone:	021/206-663	
E-mail address:	kresimir.jurun@adplastik.hr	
Audit firm:		(name of the audit firm)
Certified auditor:		(name and surname)

Balance sheet

balance as at 30.6.2019, Submitter: AD Plastik d.d.

	Item 1	ADP code 2	Last day of the prece- ding business year 3	At the reporting date of the current period 4
ASSETS				
A	RECEIVABLES FOR SUBSCRIBED CAPITAL UNPAID	001	0	0
B	FIXED ASSETS (ADP 003+010+020+031+036)	002	911,298,220	974,603,071
	I. Intangible assets (ADP 004 to 009)	003	84,218,717	89,749,867
1	Research and development	004	51,828,927	42,339,359
2	Concessions, patents, licences, trademarks, software and other rights	005	3,083,270	2,103,375
3	Goodwill	006	0	0
4	Advances for the purchase of intangible assets	007	0	0
5	Intangible assets in preparation	008	29,035,046	39,820,249
6	Other intangible assets	009	271,474	5,486,884
	II. Tangible assets (ADP 011 to 019)	010	550,148,046	595,658,884
1	Land	011	129,931,102	129,931,102
2	Buildings	012	160,964,083	163,212,569
3	Plant and equipment	013	152,453,932	174,846,295
4	Tools, working inventory and transportation assets	014	17,014,432	14,954,638
5	Biological assets	015	0	0
6	Advances for the purchase of tangible assets	016	0	0
7	Tangible assets in preparation	017	35,108,743	40,952,167
8	Other tangible assets	018	0	17,272,697
9	Investment property	019	54,675,754	54,489,416
	III. Fixed financial assets (ADP 021 to 030)	020	231,222,372	271,028,806
1	Investments in holdings (shares) of undertakings within the group	021	127,610,879	127,610,879
2	Investments in other securities of undertakings within the group	022	0	0
3	Loans, deposits, etc. to undertakings within the group	023	81,794,638	121,601,072
4	Investments in holdings (shares) of companies linked by virtue of participating interests	024	21,755,155	21,755,155
5	Investment in other securities of companies linked by virtue of participating interests	025	0	0
6	Loans, deposits etc. to companies linked by virtue of participating interests	026	0	0
7	Investments in securities	027	61,700	61,700
8	Loans, deposits, etc. given	028	0	0
9	Other investments accounted for using the equity method	029	0	0
10	Other fixed financial assets	030	0	0
	IV. Receivables (ADP 032 to 035)	031	44,680,178	17,476,342
1	Receivables from undertakings within the group	032	44,680,178	17,476,342
2	Receivables from companies linked by virtue of participating interests	033	0	
3	Customer receivables	034	0	0
4	Other receivables	035	0	0
	V. Deferred tax assets	036	1,028,907	689,172

Balance sheet

balance as at 30.6.2019, Submitter: AD Plastik d.d.

	Item 1	ADP code 2	Last day of the prece- ding business year 3	At the reporting date of the current period 4
ASSETS				
C	CURRENT ASSETS (ADP 038+046+053+063)	037	370,424,223	415,609,909
	I. Inventories (ADP 039 to 045)	038	140,475,573	143,383,606
1	Raw materials and consumables	039	52,092,165	53,522,166
2	Work in progress	040	5,573,052	6,905,294
3	Finished goods	041	14,713,586	9,915,344
4	Merchandise	042	34,138,652	31,183,129
5	Advances for inventories	043	33,958,118	41,857,673
6	Fixed assets held for sale	044	0	0
7	Biological assets	045	0	0
	II. Receivables (ADP 047 to 052)	046	213,744,360	262,465,316
1	Receivables from undertakings within the group	047	68,106,581	48,111,000
2	Receivables from companies linked by virtue of participating interests	048	3,738,080	5,483,085
3	Customer receivables	049	121,928,906	171,958,469
4	Receivables from employees and members of the undertaking	050	135,976	539,075
5	Receivables from government and other institutions	051	10,789,108	22,646,955
6	Other receivables	052	9,045,709	13,726,732
	III. Current financial assets (ADP 054 to 062)	053	68,429	327,398
1	Investments in holdings (shares) of undertakings within the group	054	0	0
2	Investments in other securities of undertakings within the group	055	0	0
3	Loans, deposits, etc. to undertakings within the group	056	0	0
4	Investments in holdings (shares) of companies linked by virtue of participating interests	057	0	0
5	Investment in other securities of companies linked by virtue of participating interests	058	0	0
6	Loans, deposits etc. to companies linked by virtue of participating interests	059	0	0
7	Investments in securities	060	0	0
8	Loans, deposits, etc. given	061	68,429	327,398
9	Other financial assets	062	0	0
	IV. Cash at bank and in hand	063	16,135,861	9,433,589
D	PREPAID EXPENSES AND ACCRUED INCOME	064	49,917,236	27,022,462
E	TOTAL ASSETS (ADP 001+002+037+064)	065	1,331,639,679	1,417,235,442
F	OFF-BALANCE SHEET ITEMS	066	22,566,996	21,022,738

Balance sheet

balance as at 30.6.2019, Submitter: AD Plastik d.d.

	Item 1	ADP code 2	Last day of the prece- ding business year 3	At the reporting date of the current period 4
LIABILITIES				
A	CAPITAL AND RESERVES (ADP 068 to 070+076+077+081+084+087)	067	733,153,246	770,838,454
	I. Initial (subscribed) capital	068	419,958,400	419,958,400
	II. Capital reserves	069	191,903,518	191,988,358
	III. Reserves from profit (ADP 071+072-073+074+075)	070	18,935,291	20,168,831
	1 Legal reserves	071	6,128,852	6,128,852
	2 Reserves for treasury shares	072	22,124,003	20,890,463
	3 Treasury shares and holdings (deductible item)	073	-12,124,003	-10,890,463
	4 Statutory reserves	074	0	0
	5 Other reserves	075	2,806,439	4,039,979
	IV. Revaluation reserves	076	0	0
	V. Fair value reserves (ADP 078 to 080)	077	0	0
	1 Fair value of financial assets available for sale	078	0	0
	2 Cash flow hedge - effective portion	079	0	0
	3 Hedge of a net investment in a foreign operation - effective portion	080	0	0
	VI. Retained profit or loss brought forward (ADP 082-083)	081	13,394,775	89,970,292
	1 Retained profit	082	13,394,775	89,970,292
	2 Loss brought forward	083	0	0
	VII. Profit or loss for the business year (ADP 085-086)	084	88,961,262	48,752,573
	1 Profit for the business year	085	88,961,262	48,752,573
	2 Loss for the business year	086	0	0
	VIII. Minority (non-controlling) interest	087	0	0
B	PROVISIONS (ADP 089 to 094)	088	16,460,286	14,579,369
	1 Provisions for pensions, termination benefits and similar obligations	089	4,036,467	2,149,050
	2 Provisions for tax liabilities	090	0	0
	3 Provisions for ongoing legal cases	091	568,022	574,522
	4 Provisions for renewal of natural resources	092	0	0
	5 Provisions for warranty obligations	093	0	0
	6 Other provisions	094	11,855,797	11,855,797
C	LONG-TERM LIABILITIES (ADP 096 to 106)	095	206,327,909	210,169,020
	1 Liabilities to undertakings within the group	096	0	0
	2 Liabilities for loans, deposits, etc. of undertakings within the group	097	0	0
	3 Liabilities to companies linked by virtue of participating interests	098	0	0
	4 Liabilities for loans, deposits etc. of companies linked by virtue of participating interests	099	0	0
	5 Liabilities for loans, deposits etc.	100	600,000	600,000
	6 Liabilities to banks and other financial institutions	101	204,887,805	199,311,215
	7 Liabilities for advance payments	102	0	0
	8 Liabilities to suppliers	103	840,104	0
	9 Liabilities for securities	104	0	0
	10 Other long-term liabilities	105	0	10,257,805
	11 Deferred tax liability	106	0	0

Balance sheet

balance as at 30.6.2019, Submitter: AD Plastik d.d.

	Item 1	ADP code 2	Last day of the prece- ding business year 3	At the reporting date of the current period 4
LIABILITIES				
D	SHORT-TERM LIABILITIES (ADP 108 to 121)	107	369,975,466	420,309,759
1	Liabilities to undertakings within the group	108	8,951,715	13,310,886
2	Liabilities for loans, deposits, etc. of undertakings within the group	109	0	0
3	Liabilities to companies linked by virtue of participating interests	110	0	0
4	Liabilities for loans, deposits etc. of companies linked by virtue of participating interests	111	0	0
5	Liabilities for loans, deposits etc.	112	37,087,875	36,971,413
6	Liabilities to banks and other financial institutions	113	84,112,496	111,830,595
7	Liabilities for advance payments	114	59,308,950	34,588,566
8	Liabilities to suppliers	115	164,042,555	191,542,478
9	Liabilities for securities	116	0	0
10	Liabilities to employees	117	9,127,692	9,407,468
11	Taxes, contributions and similar liabilities	118	7,313,327	15,467,601
12	Liabilities arising from the share in the result	119	27,856	27,856
13	Liabilities arising from fixed assets held for sale	120	0	0
14	Other short-term liabilities	121	3,000	7,162,896
E	ACCRUALS AND DEFERRED INCOME	122	5,722,772	1,338,840
F	TOTAL - LIABILITIES (ADP 067+088+095+107+122)	123	1,331,639,679	1,417,235,442
G	OFF-BALANCE SHEET ITEMS	124	22,566,996	21,022,738



Statement of profit or loss

for the period 1.1.2019 to 30.6.2019
Submitter: AD Plastik d.d.

Item 1	ADP code 2	Same period of the previous year		Current period	
		Cumulative 3	Quarter 4	Cumulative 5	Quarter 6
I. OPERATING INCOME (ADP 126 to 130)	125	497,221,961	247,235,822	539,455,038	285,831,957
1 Income from sales with undertakings within the group	126	33,489,210	15,552,975	28,501,049	12,335,105
2 Income from sales (outside group)	127	455,335,471	227,505,344	493,692,548	258,714,323
3 Income from the use of own products, goods and services	128	0	0	0	0
4 Other operating income with undertakings within the group	129	0	0	1,272,497	1,272,497
5 Other operating income (outside the group)	130	8,397,280	4,177,503	15,988,944	13,510,032
II. OPERATING EXPENSES (ADP 132+133+137+141+142+143+146+153)	131	463,968,934	233,950,400	508,010,038	268,023,444
1 Changes in inventories of work in progress and finished goods	132	4,253,531	2,626,277	3,466,000	-208,380
2 Material costs (ADP 134 to 136)	133	335,283,001	170,601,424	362,014,535	190,534,859
a) Costs of raw materials and consumables	134	235,435,940	118,356,179	251,654,540	126,466,737
b) Costs of goods sold	135	66,149,329	35,298,977	78,192,750	45,627,968
c) Other external costs	136	33,697,732	16,946,268	32,167,245	18,440,154
3 Staff costs (ADP 138 to 140)	137	77,580,190	40,051,426	80,834,580	41,790,708
a) Net salaries and wages	138	47,867,150	24,528,975	50,684,449	26,239,446
b) Tax and contributions from salary costs	139	18,687,618	9,519,067	19,218,828	9,914,784
c) Contributions on salaries	140	11,025,422	6,003,384	10,931,303	5,636,478
4 Depreciation	141	26,857,163	13,368,294	32,230,000	16,375,772
5 Other costs	142	18,301,307	6,366,008	26,615,617	16,963,742
6 Value adjustments (ADP 144+145)	143	0	0	0	0
a) fixed assets other than financial assets	144	0	0	0	0
b) current assets other than financial assets	145	0	0	0	0
7 Provisions (ADP 147 to 152)	146	802,130	802,130	0	0
a) Provisions for pensions, termination benefits and similar obligations	147	802,130	802,130	0	0
b) Provisions for tax liabilities	148	0	0	0	0
c) Provisions for ongoing legal cases	149	0	0	0	0
d) Provisions for renewal of natural resources	150	0	0	0	0
e) Provisions for warranty obligations	151	0	0	0	0
f) Other provisions	152	0	0	0	0
8 Other operating expenses	153	891,612	134,841	2,849,306	2,566,743

Statement of profit or loss

for the period 1.1.2019 to 30.6.2019
Submitter: AD Plastik d.d.

Item 1	ADP code 2	Same period of the previous year		Current period		
		Cumulative 3	Quarter 4	Cumulative 5	Quarter 6	
III.	FINANCIAL INCOME (ADP 155 to 164)	154	36,193,405	21,463,007	24,842,961	13,524,872
1	Income from investments in holdings (shares) of undertakings within the group	155	0	0	0	0
2	Income from investments in holdings (shares) of companies linked by virtue of participating interests	156	27,259,538	17,581,755	20,034,000	10,758,987
3	Income from other long-term financial investment and loans granted to undertakings within the group	157	0	0	0	0
4	Other interest income from operations with undertakings within the group	158	2,111,511	1,018,658	2,064,325	1,090,415
5	Exchange rate differences and other financial income from operations with undertakings within the group	159	274,548	128,323	310,991	-101,069
6	Income from other long-term financial investments and loans	160	5,553	5,553	5,862	5,862
7	Other interest income	161	38,205	14,266	3,646	2,314
8	Exchange rate differences and other financial income	162	6,504,050	2,714,452	2,424,137	1,768,363
9	Unrealised gains (income) from financial assets	163	0	0	0	0
10	Other financial income	164	0	0	0	0
IV.	FINANCIAL EXPENSES (ADP 166 to 172)	165	17,451,396	9,161,984	7,195,653	3,731,246
1	Interest expenses and similar expenses with undertakings within the group	166	0	0	0	0
2	Exchange rate differences and other expenses from operations with undertakings within the group	167	4,871,241	2,012,855	731,120	635,363
3	Interest expenses and similar expenses	168	4,827,673	2,299,461	4,843,663	2,432,978
4	Exchange rate differences and other expenses	169	7,752,482	4,849,668	1,620,870	662,905
5	Unrealised losses (expenses) from financial assets	170	0	0	0	0
6	Value adjustments of financial assets (net)	171	0	0	0	0
7	Other financial expenses	172	0	0	0	0
V.	SHARE IN PROFIT FROM UNDERTAKINGS LINKED BY VIRTUE OF PARTICIPATING INTERESTS	173	0	0	0	0
VI.	SHARE IN PROFIT FROM JOINT VENTURES	174	0	0	0	0
VII.	SHARE IN LOSS OF COMPANIES LINKED BY VIRTUE OF PARTICIPATING INTEREST	175	0	0	0	0
VIII.	SHARE IN LOSS OF JOINT VENTURES	176	0	0	0	0
IX.	TOTAL INCOME (ADP 125+154+173 + 174)	177	533,415,366	268,698,829	564,297,999	299,356,829
X.	TOTAL EXPENDITURE (ADP 131+165+175 + 176)	178	481,420,331	243,112,384	515,205,691	271,754,690
XI.	PRE-TAX PROFIT OR LOSS (ADP 177-178)	179	51,995,036	25,586,445	49,092,308	27,602,139
1	Pre-tax profit (ADP 177-178)	180	51,995,036	25,586,445	49,092,308	27,602,139
2	Pre-tax loss (ADP 178-177)	181	0	0	0	0
XII.	INCOME TAX	182	0	0	339,735	
XIII.	PROFIT OR LOSS FOR THE PERIOD (ADP 179-182)	183	51,995,036	25,586,445	48,752,573	27,602,139
1	Profit for the period (ADP 179-182)	184	51,995,036	25,586,445	48,752,573	27,602,139
2	Loss for the period (ADP 182-179)	185	0	0	0	0

Statement of profit or loss

for the period 1.1.2019 to 30.6.2019
Submitter: AD Plastik d.d.

Item 1	ADP code 2	Same period of the previous year		Current period		
		Cumulative 3	Quarter 4	Cumulative 5	Quarter 6	
DISCONTINUED OPERATIONS (to be filled in by undertakings subject to IFRS only with discontinued operations)						
XIV.	PRE-TAX PROFIT OR LOSS OF DISCONTINUED OPERATIONS (ADP 187-188)	186	0	0	0	0
	1 Pre-tax profit from discontinued operations	187	0	0	0	0
	2 Pre-tax loss on discontinued operations	188	0	0	0	0
XV.	INCOME TAX OF DISCONTINUED OPERATIONS	189	0	0	0	0
	1 Discontinued operations profit for the period (ADP 186-189)	190	0	0	0	0
	2 Discontinued operations loss for the period (ADP 189-186)	191	0	0	0	0
TOTAL OPERATIONS (to be filled in only by undertakings subject to IFRS with discontinued operations)						
XVI.	PRE-TAX PROFIT OR LOSS (ADP 179+186)	192	0	0	0	0
	1 Pre-tax profit (ADP 192)	193	0	0	0	0
	2 Pre-tax loss (ADP 192)	194	0	0	0	0
XVII.	INCOME TAX (ADP 182+189)	195	0	0	0	0
XVIII.	PROFIT OR LOSS FOR THE PERIOD (ADP 192-195)	196	0	0	0	0
	1 Profit for the period (ADP 192-195)	197	0	0	0	0
	2 Loss for the period (ADP 195-192)	198	0	0	0	0
APPENDIX to the P&L (to be filled in by undertakings that draw up consolidated annual financial statements)						
XIX.	PROFIT OR LOSS FOR THE PERIOD (ADP 200+201)	199	51,995,036	25,586,445	48,752,573	27,602,139
	1 Attributable to owners of the parent	200	51,995,036	25,586,445	48,752,573	27,602,139
	2 Attributable to minority (non-controlling) interest	201	0	0	0	0
STATEMENT OF OTHER COMPREHENSIVE INCOME (to be filled in by undertakings subject to IFRS)						
I.	PROFIT OR LOSS FOR THE PERIOD	202	51,995,036	25,586,445	48,752,573	27,602,139
II.	OTHER COMPREHENSIVE INCOME/LOSS BEFORE TAX (ADP 204 to 211)	203	0	0	0	0
	1 Exchange rate differences from translation of foreign operations	204	0	0	0	0
	2 Changes in revaluation reserves of fixed tangible and intangible assets	205	0	0	0	0
	3 Profit or loss arising from subsequent measurement of financial assets available for sale	206	0	0	0	0
	4 Profit or loss arising from effective cash flow hedging	207	0	0	0	0
	5 Profit or loss arising from effective hedge of a net investment in a foreign operation	208	0	0	0	0
	6 Share in other comprehensive income/loss of companies linked by virtue of participating interests	209	0	0	0	0
	7 Actuarial gains/losses on the defined benefit obligation	210	0	0	0	0
	8 Other changes in equity unrelated to owners	211	0	0	0	0
III.	TAX ON OTHER COMPREHENSIVE INCOME FOR THE PERIOD	212	0	0	0	0
IV.	NET OTHER COMPREHENSIVE INCOME OR LOSS (ADP 203-212)	213	0	0	0	0
V.	COMPREHENSIVE INCOME OR LOSS FOR THE PERIOD (ADP 202+213)	214	51,995,036	25,586,445	48,752,573	27,602,139
APPENDIX to the Statement on comprehensive income (to be filled in by undertakings that draw up consolidated statements)						
VI.	COMPREHENSIVE INCOME OR LOSS FOR THE PERIOD (ADP 216+217)	215	51,995,036	25,586,445	48,752,573	27,602,139
	1 1 Attributable to owners of the parent	216	51,995,036	25,586,445	48,752,573	27,602,139
	2 2 Attributable to minority (non-controlling) interest	217	0	0	0	0

Statement of cash flows

indirect method

for the period 1.1.2019 to 30.6.2019
Submitter: AD Plastik d.d.

Item 1	ADP code 2	Same period of the previous year 3	Current period 4
CASH FLOW FROM OPERATING ACTIVITIES			
1 Pre-tax profit	001	51,995,036	49,092,308
2 Adjustments (ADP 003 to 010):	002	40,174,691	31,408,953
a) Depreciation	003	26,857,163	32,230,000
b) Gains and losses from sale and value adjustment of fixed tangible and intangible assets	004	-317,871	236,086
c) Gains and losses from sale and unrealised gains and losses and value adjustment of financial assets	005	0	0
d) Interest and dividend income	006	-29,414,807	-22,108,000
e) Interest expenses	007	4,827,673	4,844,000
f) Provisions	008	2,298,582	-1,880,917
g) Exchange rate differences (unrealised)	009	5,834,666	-423,059
h) Other adjustments for non-cash transactions and unrealised gains and losses	010	30,089,285	18,510,843
I. Cash flow increase or decrease before changes in working capital (ADP 001+002)	011	92,169,727	80,501,261
3 Changes in the working capital (ADP 013 to 016)	012	-38,392,746	-55,106,951
a) Increase or decrease in short-term liabilities	013	28,239,374	18,371,429
b) Increase or decrease in short-term receivables	014	-64,206,864	-70,570,346
c) Increase or decrease in inventories	015	-2,425,256	-2,908,034
d) Other increase or decrease in working capital	016	0	0
II. Cash from operations (ADP 011+012)	017	53,776,981	25,394,310
4 Interest paid	018	-4,131,525	-4,733,187
5 Income tax paid	019	0	0
A NET CASH FLOW FROM OPERATING ACTIVITIES (ADP 017 to 019)	020	49,645,456	20,661,123
CASH FLOW FROM INVESTMENT ACTIVITIES			
1 Cash receipts from sales of fixed tangible and intangible assets	021	1,738,844	884,733
2 Cash receipts from sales of financial instruments	022	0	0
3 Interest received	023	199,422	454
4 Dividends received	024	27,146,784	20,201,015
5 Cash receipts from repayment of loans and deposits	025	18,052,252	9,636,319
6 Other cash receipts from investment activities	026	3,666,397	1,022,975
III. Total cash receipts from investment activities (ADP 021 to 026)	027	50,803,699	31,745,496
1 Cash payments for the purchase of fixed tangible and intangible assets	028	-25,064,758	-67,265,602
2 Cash payments for the acquisition of financial instruments	029	0	0
3 Cash payments for loans and deposits for the period	030	0	-260,000
4 Acquisition of a subsidiary, net of cash acquired	031	0	0
5 Other cash payments from investment activities	032	-2,484	0
IV. Total cash payments from investment activities (ADP 028 to 032)	033	-25,067,242	-67,525,602
B NET CASH FLOW FROM INVESTMENT ACTIVITIES (ADP 027 +033)	034	25,736,457	-35,780,106

Statement of cash flows

indirect method

for the period 1.1.2019 to 30.6.2019
Submitter: AD Plastik d.d.

Item	ADP code	Same period of the previous year	Current period
1	2	3	4
CASH FLOW FROM FINANCING ACTIVITIES			
1 Cash receipts from the increase in initial (subscribed) capital	035	0	0
2 Cash receipts from the issue of equity financial instruments and debt financial instruments	036	0	0
3 Cash receipts from credit principals, loans and other borrowings	037	16,230,114	78,745,467
4 Other cash receipts from financing activities	038	0	0
V. Total cash receipts from financing activities (ADP 035 to 038)	039	16,230,114	78,745,467
1 Cash payments for the repayment of credit principals, loans and other borrowings and debt financial instruments	040	-74,275,706	-57,741,366
2 Cash payments for dividends	041	0	-12,385,745
3 Cash payments for finance lease	042	-232,999	-241,704
4 Cash payments for the redemption of treasury shares and decrease in initial (subscribed) capital	043	-8,782,968	0
5 Other cash payments from financing activities	044	0	0
VI. Total cash payments from financing activities (ADP 040 to 044)	045	-83,291,673	-70,368,815
C NET CASH FLOW FROM FINANCING ACTIVITIES (ADP 039 +045)	046	-67,061,559	8,376,652
1 Unrealised exchange rate differences in respect of cash and cash equivalents	047	10,459	40,059
D NET INCREASE OR DECREASE IN CASH FLOWS (ADP 020+034+046+047)	048	8,330,813	-6,702,272
E CASH AND CASH EQUIVALENTS AT THE BEGINNING OF THE PERIOD	049	3,143,658	16,135,861
F CASH AND CASH EQUIVALENTS AT THE END OF THE PERIOD(ADP 048+049)	050	11,474,471	9,433,589



Statement of changes in equity

for the period 1.1.2019 to 30.6.2019
Submitter: AD Plastik d.d.

Item	ADP code	Attributable to owners of the parent														Minority (non-controlling) interest	Total capital and reserves
		Initial (subscribed) capital	Capital reserves	Legal reserves	Reserves for treasury shares	Treasury shares and holdings (deductible item)	Statutory reserves	Other reserves	Revaluation reserves	Fair value of financial assets available for sale	Cash flow hedge - effective portion	Hedge of a net investment in a foreign operation - effective portion	Retained profit / loss brought forward	Profit/loss for the business year	Total attributable to owners of the parent		
1	2	3	4	5	6	7	8	9	10	11	12	13	14	15	16 (3 to 6 - 7 + 8 to 15)	17	18 (16+17)
PREVIOUS PERIOD																	
1	01	419,958,400	191,702,413	6,128,852	3,319,612	3,319,612	0	21,610,830	0	0	0	0	2,861,551	53,399,399	695,661,445	0	695,661,445
2	02	0	0	0	0	0	0	0	0	0	0	0	0	0	0	0	0
3	03	0	0	0	0	0	0	0	0	0	0	0	0	0	0	0	0
4	04	419,958,400	191,702,413	6,128,852	3,319,612	3,319,612	0	21,610,830	0	0	0	0	2,861,551	53,399,399	695,661,445	0	695,661,445
5	05	0	0	0	0	0	0	0	0	0	0	0	0	51,995,036	51,995,036	0	51,995,036
6	06	0	0	0	0	0	0	0	0	0	0	0	0	0	0	0	0
7	07	0	0	0	0	0	0	0	0	0	0	0	0	0	0	0	0
8	08	0	0	0	0	0	0	0	0	0	0	0	0	0	0	0	0
9	09	0	0	0	0	0	0	0	0	0	0	0	0	0	0	0	0
10	10	0	0	0	0	0	0	0	0	0	0	0	0	0	0	0	0
11	11	0	0	0	0	0	0	0	0	0	0	0	0	0	0	0	0
12	12	0	0	0	0	0	0	0	0	0	0	0	0	0	0	0	0
13	13	0	0	0	0	0	0	0	0	0	0	0	0	0	0	0	0
14	14	0	0	0	0	0	0	0	0	0	0	0	0	0	0	0	0
15	15	0	0	0	0	0	0	0	0	0	0	0	0	0	0	0	0
16	16	0	0	0	0	0	0	0	0	0	0	0	0	0	0	0	0
17	17	0	0	0	0	0	0	0	0	0	0	0	0	0	0	0	0
18	18	0	0	0	8,782,968	8,782,968	0	-8,782,968	0	0	0	0	0	0	-8,782,968	0	-8,782,968
19	19	0	0	0	0	0	0	0	0	0	0	0	0	0	0	0	0
20	20	0	50,797	0	-423,203	-423,203	0	423,203	0	0	0	0	0	0	474,000	0	474,000
21	21	0	0	0	0	0	0	0	0	0	0	0	53,399,399	-53,399,399	0	0	0
22	22	0	0	0	0	0	0	0	0	0	0	0	0	0	0	0	0
23	23	419,958,400	191,753,210	6,128,852	11,679,377	11,679,377	0	13,251,065	0	0	0	0	56,260,950	51,995,036	739,347,513	0	739,347,513
APPENDIX TO THE STATEMENT OF CHANGES IN EQUITY (to be filled in by undertakings that draw up financial statements in accordance with the IFRS)																	
I.	24	0	0	0	0	0	0	0	0	0	0	0	0	0	0	0	0
II.	25	0	0	0	0	0	0	0	0	0	0	0	0	51,995,036	51,995,036	0	51,995,036
III.	26	0	50,797	0	8,359,765	8,359,765	0	-8,359,765	0	0	0	0	53,399,399	-53,399,399	-8,308,968	0	-8,308,968

Statement of changes in equity

for the period 1.1.2019 to 30.6.2019
Submitter: AD Plastik d.d.

Item	ADP code	Attributable to owners of the parent														Minority (non-controlling) interest	Total capital and reserves	
		Initial (subscribed) capital	Capital reserves	Legal reserves	Reserves for treasury shares	Treasury shares and holdings (deductible item)	Statutory reserves	Other reserves	Revaluation reserves	Fair value of financial assets available for sale	Cash flow hedge - effective portion	Hedge of a net investment in a foreign operation - effective portion	Retained profit / loss brought forward	Profit/loss for the business year	Total attributable to owners of the parent			
1	2	3	4	5	6	7	8	9	10	11	12	13	14	15	16 (3 to 6 - 7 + 8 to 15)	17	18 (16+17)	
CURRENT PERIOD																		
1	Balance on the first day of the current business year	27	419,958,400	191,903,518	6,128,852	22,124,003	12,124,003	0	2,806,439	0	0	0	0	13,394,775	88,961,262	733,153,246	0	733,153,246
2	Changes in accounting policies	28	0	0	0	0	0	0	0	0	0	0	0	0	0	0	0	0
3	Correction of errors	29	0	0	0	0	0	0	0	0	0	0	0	0	0	0	0	0
4	Balance on the first day of the current business year (restated) (ADP 27 to 29)	30	419,958,400	191,903,518	6,128,852	22,124,003	12,124,003	0	2,806,439	0	0	0	0	13,394,775	88,961,262	733,153,246	0	733,153,246
5	Profit/loss of the period	31	0	0	0	0	0	0	0	0	0	0	0	0	48,752,573	48,752,573	0	48,752,573
6	Exchange rate differences from translation of foreign operations	32	0	0	0	0	0	0	0	0	0	0	0	0	0	0	0	0
7	Changes in revaluation reserves of fixed tangible and intangible assets	33	0	0	0	0	0	0	0	0	0	0	0	0	0	0	0	0
8	Profit or loss arising from subsequent measurement of financial assets available for sale	34	0	0	0	0	0	0	0	0	0	0	0	0	0	0	0	0
9	Profit or loss arising from effective cash flow hedge	35	0	0	0	0	0	0	0	0	0	0	0	0	0	0	0	0
10	Profit or loss arising from effective hedge of a net investment in a foreign operation	36	0	0	0	0	0	0	0	0	0	0	0	0	0	0	0	0
11	Share in other comprehensive income/loss of companies linked by virtue of participating interests	37	0	0	0	0	0	0	0	0	0	0	0	0	0	0	0	0
12	Actuarial gains/losses on the defined benefit obligation	38	0	0	0	0	0	0	0	0	0	0	0	0	0	0	0	0
13	Other changes in equity unrelated to owners	39	0	0	0	0	0	0	0	0	0	0	0	0	0	0	0	0
14	Tax on transactions recognised directly in equity	40	0	0	0	0	0	0	0	0	0	0	0	0	0	0	0	0
15	Increase/decrease in initial (subscribed) capital (other than from reinvesting profit and other than arising from the pre-bankruptcy settlement procedure)	41	0	0	0	0	0	0	0	0	0	0	0	0	0	0	0	0
16	Increase in initial (subscribed) capital arising from the reinvestment of profit	42	0	0	0	0	0	0	0	0	0	0	0	0	0	0	0	0
17	Increase in initial (subscribed) capital arising from the pre-bankruptcy settlement procedure	43	0	0	0	0	0	0	0	0	0	0	0	0	0	0	0	0
18	Redemption of treasury shares/holdings	44	0	0	0	0	0	0	0	0	0	0	0	0	0	0	0	0
19	Payment of share in profit/dividend	45	0	0	0	0	0	0	0	0	0	0	0	-12,385,745	0	-12,385,745	0	-12,385,745
20	Other distribution to owners	46	0	84,840	0	-1,233,540	-1,233,540	0	1,233,540	0	0	0	0	0	0	1,318,380	0	1,318,380
21	Transfer to reserves according to the annual schedule	47	0	0	0	0	0	0	0	0	0	0	0	88,961,262	-88,961,262	0	0	0
22	Increase in reserves arising from the pre-bankruptcy settlement procedure	48	0	0	0	0	0	0	0	0	0	0	0	0	0	0	0	0
23	23 Balance on the last day of the current business year reporting period (ADP 30 to 48)	49	419,958,400	191,988,358	6,128,852	20,890,463	10,890,463	0	4,039,979	0	0	0	0	89,970,292	48,752,573	770,838,454	0	770,838,454
APPENDIX TO THE STATEMENT OF CHANGES IN EQUITY (to be filled in by undertakings that draw up financial statements in accordance with the IFRS)																		
I.	OTHER COMPREHENSIVE INCOME FOR THE CURRENT PERIOD, NET OF TAX (ADP 32 to 40)	50	0	0	0	0	0	0	0	0	0	0	0	0	0	0	0	0
II.	COMPREHENSIVE INCOME OR LOSS FOR THE CURRENT PERIOD (ADP 31+50)	51	0	0	0	0	0	0	0	0	0	0	0	48,752,573	48,752,573	0	48,752,573	
III.	TRANSACTIONS WITH OWNERS IN THE CURRENT PERIOD RECOGNISED DIRECTLY IN EQUITY (ADP 41 to 48)	52	0	84,840	0	-1,233,540	-1,233,540	0	1,233,540	0	0	0	0	76,575,517	-88,961,262	-11,067,365	0	-11,067,365

Notes to financial statements - TFI

(drawn up for quarterly reporting periods)

Name of the issuer: AD PLASTIK d.d.

Personal identification number (OIB): 48351740621

Reporting period: 1. 1. 2019 - 30. 6. 2019

Notes to financial statements for quarterly periods include:

- a) an explanation of business events relevant to understanding changes in the statement of financial position and financial performance for the quarterly reporting period of the issuer with respect to the last business year: information is provided regarding these events and relevant information published in the last annual financial statement is updated
- b) information on the access to the latest annual financial statements, for the purpose of understanding information published in the notes to financial statements drawn up for the quarterly reporting period
- c) a statement explaining that the same accounting policies are applied while drawing up financial statements for the quarterly reporting period as in the latest annual financial statements or, in the case where the accounting policies have changed, a description of the nature and effect of the changes
- d) a description of the financial performance in the case of the issuer whose business is seasonal.



Solin, July 2019


Management's statement of responsibility

The financial statements of AD Plastik Group and the Company AD Plastik d.d. Solin are prepared in accordance with the International Financial Reporting Standards (IFRS) and the Croatian Law on Accounting.

The consolidated financial statements of AD Plastik Group and the financial statements of the Company AD Plastik d.d. for the period from January 1 to June 30 2019, give a complete and true review of the assets and liabilities, profit and loss, financial position and business activities of the issuers and companies included in the consolidation as a whole.

The management report for the period until June 30 2019, contains an accurate and true display of the development and results of the business activities of the Company with a description of the most significant risks and uncertainties to which the Company is exposed.

Marinko Došen,
President of the Management Board



Katija Klepo,
Member of the Management Board



Mladen Peroš,
Member of the Management Board



The Company is registered at the Court Register of the Commercial Court of Split under the Registered Company Number (MBS): 060007090
Company Identification Number (OIB): 48351740621
IBAN: HR04 2340 0091 1101 5371 1, Privredna banka Zagreb d.d., Zagreb

The capital stock in the amount of HRK 419,958,400 was paid in full.
AD Plastik issued a total of 4,199,584 of ordinary shares,
in nominal amount of HRK 100.

President of the Management Board: Marinko Došen
Management Board members: Katija Klepo, Mladen Peroš
President of the Supervisory Board: Dmitrij Leonidovič Drandin

Your needs. Our drive.

Solin, July 2019

www.adplastik.hr